

ELITE SQUAD



SLES-04123

PS and "PlayStation" are registered trademarks of Sony Computer Entertainment Inc.

3760049396669



PAL

ELITE SQUAD



RAPTOR

STEALTH OWL

LSP
www.lspgames.com

PlayStation®

Precautions

- This disc contains software for the PlayStation® home video game console. Never use this disc on any other machine, as it could damage it.
- This disc conforms to PlayStation® specifications for the European market only. It cannot be used on foreign-specification versions of PlayStation®.
- Read the PlayStation® Instruction Manual carefully to ensure correct usage.
- When inserting this disc in the PlayStation®, always place it label side up.
- When handling the disc, do not touch the surface. Hold it by the edge.
- Keep the disc clean and free of scratches. Should the surface become dirty, wipe it gently with a soft cloth.
- Do not leave the disc near heat sources or in direct sunlight or excessive moisture.
- Never attempt to use a cracked or warped disc, or one that has been repaired with adhesives, as this could lead to operating errors.

Health Warning

For your health, rest about 15 minutes for each hour of play. Avoid playing when tired or suffering from lack of sleep. Always play in a brightly lighted room, and stay as far from the television screen as possible. Some people experience epileptic seizures when viewing flashing lights or patterns in our daily environment. These persons may experience seizures while watching TV pictures or playing video games. Even players who have never had any seizures may nonetheless have an undetected epileptic condition. Consult your doctor before playing video games if you have an epileptic condition or immediately should you experience any of the following symptoms during play: dizziness, altered vision, muscle twitching, other involuntary movements, loss of awareness of your surroundings, mental confusion, and / or convulsions.

PIRACY

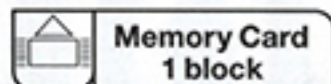
The unauthorised reproduction of all or any game part of this product and the unauthorised use of registered trademarks are likely to constitute a criminal offence. PIRACY harms Consumers as well as legitimate Developers, Publishers and Retailers. If you suspect this game product is an unauthorised copy, or have any other information about pirate product, please call your local Customer Service number given at the back of this Manual.

See back page of this manual for Customer Service Nos. and Games Hotline Nos.

Elite Squad™ & © 2003 L.S.P. All rights reserved. For home use only. Unauthorised copying, adaptation, rental, lending, re-sale, arcade use, charging for use, broadcast, cable transmission, public performance, distribution or extraction of this product or any trademark or copyright work that forms part of this product are prohibited. Published by L.S.P. Developed by WizarBox.



1 Player



Memory Card
1 block



Analog Control
Compatible




Vibration Function
Compatible

SLES-04123

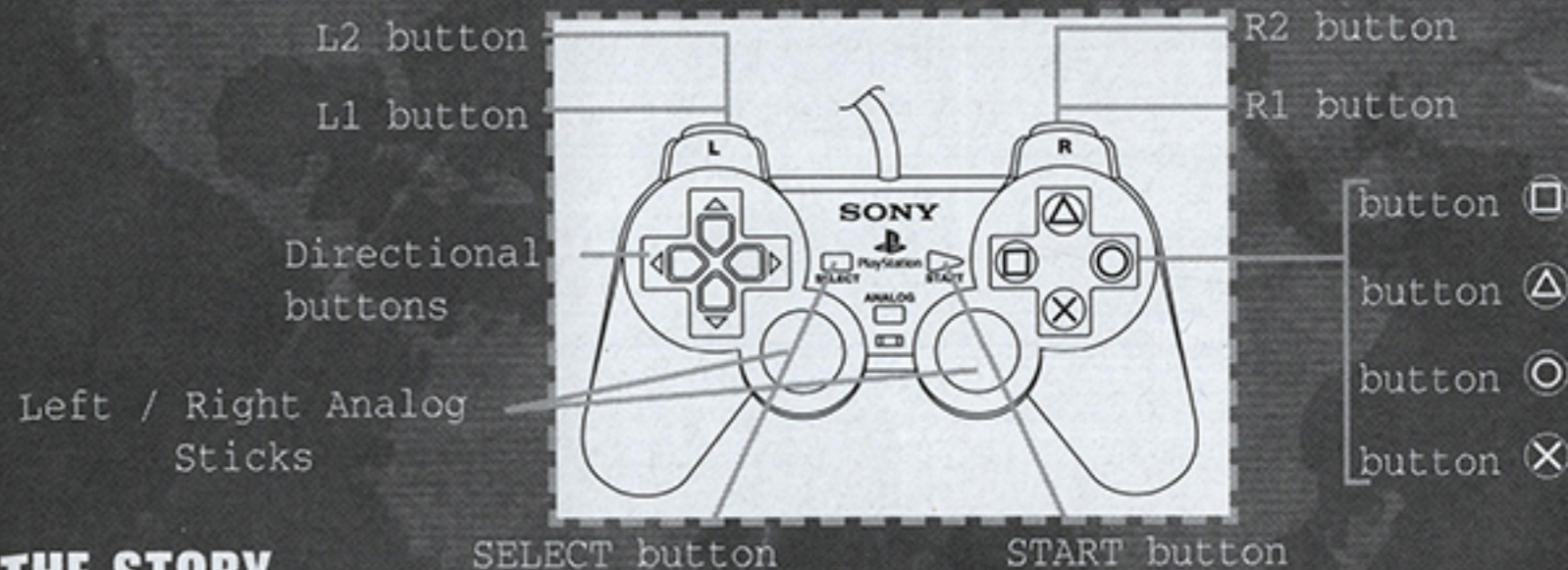
INSTALLATION

It is recommended that you do not insert or remove peripherals or memory cards while the console is turned on. Before beginning a game, check to make sure you have enough free blocks on your memory card.

1. Set up your PlayStation® / PS One® according to the instructions provided in the instruction manual. **Check to make sure the console is off before inserting or removing a disc.**
2. Insert the "Elite Squad" disc and close the lid of the disc cover.
3. Insert the controllers and TURN ON the PlayStation® / PS One® console.

Choose your language using the directional buttons and enter your choice using the  button. When the "Elite Squad" introductory screen appears, push START to go to the main menu. This title autoloads data on boot up.

Analog Controller (DUALSHOCK®)



THE STORY

Having scored a notable victory in their fight to halt the activities of the terrorist group, the Network, the Elite Squad unit resumes its training schedule at a secret location.

However, various intelligence sources report a renewed build-up of terrorist activity and certain countries are under threat. It is likely that these terrorists groups are linked, but there is no hard evidence to date...

The combat experts in the Elite Squad unit are on constant red alert and, if necessary, are willing to sacrifice their lives to preserve world peace!

MAIN MENU

Selections are made using the directional button and choices are entered using the **X** button. The **△** button allows you to unselect an item and to return to the previous screen.

New game

This is the main mode of the game for completing your missions and putting an end to the threat of terrorism.

Load game

To continue a saved game. The player chose his saved game and validate with the **X** button.

Note that the player can save the game at the end of each level.

When your MEMORY CARD is full, please go to the Console's Internal MEMORY CARD Manager Screen to delete data.

Options

In this chapter, you can set:

- Music
- Sfx
- Tutorial
- Difficulty
- Vibration
- Adjust screen
- Credits
- Save options



The control panels for various game modes

1 PLATFORM MODE HELICOPTER MODE

Character played-The character's life meter-the character's number of lives



3 SNIPER MODE



4 RESCUE MODE



GAME COMMANDS

MODE	PLATFORM	PARACHUTE	SNIPER	HELICOPTER	RESCUE
Directional button					
UP	Look UP	-	Move the scope UP	Forward	Upward
RIGHT	Run RIGHT	Move RIGHT	Move the scope RIGHT	Go RIGHT	Forward/Backward
DOWN	Stooping	-	Move the scope DOWN	Moving BACKWARD	Downward/Land
LEFT	Run LEFT	Move LEFT	Move the scope LEFT	Go LEFT	Forward/Backward
X button	JUMP	Open the parachute	-	Drop a bomb	Change direction
○ button	SHOOT	-	SHOOT	Machine-gun trigger	Machine-gun trigger
□ button	SHOOT	-	SHOOT	Machine-gun trigger	Machine-gun trigger
△ button	-	-	-	-	-
R1 button	Throwing a grenade	-	-	-	-
L1 button	Select a weapon	-	-	-	-
START	PAUSE	PAUSE	PAUSE	PAUSE	PAUSE
SELECT	-	-	-	-	-

SPECIAL:

UP+LEFT/RIGHT + ○	Diagonal fire standing	-	-	-	-
DOWN, then UP+LEFT/RIGHT + ○	Diagonal fire crouching	-	-	-	-
DOWN + X	ROLL	-	-	-	-

THE CHARACTERS

Stealth Owl continues to perfect his combat techniques in urban operations; he is now expert at handling a pump-action rifle.

Raptor's speciality is infiltration in hostile terrain and he is experienced in handling heavy weapons; the grenade-launcher is a favorite of his.

Aquila One has the pick of the latest generation of combat helicopter, armed with devastating air-to-air missiles and frag bombs.

This elite corps has a new recruit, codename: **Avenger**. An ace helicopter pilot, Avenger distinguished himself during operations in the Balkans. He has received specialist training to rescue hostages in situations of extreme danger.

BONUS

Helicopter Bonuses

Double fire : Your helicopter gains double the fire capability currently available.

Spécial : Your helicopter gains a special weapon.

Repair : Repair your helicopter (your life level is at maximum).

Action bonuses

Parachute: Get your parachute on and jump into the void. Remember to open your parachute at the right time and place !

Snipe: You go into sniper mode or precision aim. You must free the hostages and eliminate their captors.

Ammunition bonuses

Rapid fire: You gain 50 rounds of rapid fire.

Rockets: You gain 15 rockets.

Flame-throwers: You gain 200 additional flame charges.

Grenades: You gain 7 grenades.

Special: you gain 15 round of ammunition for the CT Special Forces special weapons.

Life bonuses

Energy: The player gains 50 life points.

Extra Life: If the player frees all the hostages in sniper mode, he gains an extra life.

CREDITS

WIZARBOX

Development Team:
CEO-CTO :
David Gallardo

Managing Director:
Fabien Bihour

Lead Programmer:
Daniel "Mike" Polydore

Artists:
Christophe Mallard
Fabrizio Del Tos

L.S.P.

Original Development Team:
Christian Votava
Sebastien Gallet
Karl Lagadec
Kevin Branger
Patrick Liveneau
Mourad Majeri

Production Team:
Graeme Boxall
Brice Davin

Marketing Team:
Albéric Guigou
Jérôme Sicart
Marianne Pujol
Cédric Le Foll
Stéphane Missoum

QA Team:
Ravi Le Rochus
Yann Carlier
Jérémy Lafarge
Frédéric Oughdentz

Publishing:
Olivier Goulon

Special Thanks to:
Jean-Claude Goulon
Vanessa Castagné
Mila
Luna
Chiara
Alyssa
Eteban

Music & Sfx:
Shin'en Multimedia

Customer Service Numbers

Games Hotlines

- **Australia** 1300 365 911 1902 - 222 - 448
Calls charged at local rate. Please call these Customer Service Numbers only for hardware support of PlayStation products.
- **Österreich** 0820 500 535 Please contact your local distributor
0.145 Euro/Minute. Rufen Sie diese Kundendienstnummern bitte nur an, wenn Sie Hardware-Support für PlayStation-Produkte benötigen.
- **Belgique/België/Belgen** 011 516 406 08 25 15 00 58
Prix d'un appel local. Veuillez composer les numéros du service après-vente pour recevoir une assistance technique destinée uniquement aux produits PlayStation.
- **Danmark** 33 26 68 00 Please contact your local distributor
Man-Torsdag 9-16.30 Fre 10-15. Ring venligst kun til disse kundeservicenumre vedrørende hardware-support til PlayStation-produkter.
- **Suomi** 0600-411911 Please contact your local distributor
17.00-21.00 ma-to, 0.79 Euro/min. Tätä asiakaspalvelunumeroa voi käyttää vain PlayStation-tuotteiden laitteistotukeen liittyvissä kysymyksissä.
- **France** 0820 31 32 33 08 25 15 00 58
0,15 Euro/minute Ouvert du lundi au vendredi. Veuillez composer les numéros du service après-vente pour recevoir une assistance technique destinée uniquement aux produits PlayStation.
- **Deutschland** 01805 766 977 0190 - 846034
1,86 Euro/minute. Rufen Sie diese Kundendienstnummern bitte nur an, wenn Sie Hardware-Support für PlayStation-Produkte benötigen.
- **Greece** (00 301) 677 7701 Please contact your local distributor
Εθνική Χρέωση. Παρακαλείσθε να τηλεφωνείτε σε αυτούς τους αριθμούς του Τμήματος Εξυπηρέτησης Πελατών μόνο για θέματα υποστήριξης υλισμικού των προϊόντων PlayStation.
- **Ireland** 0818 365065 Please contact your local distributor
All calls charged at National Rate. Please call these Customer Service Numbers only for hardware support of PlayStation products.
- **Italia** 848 82 83 84 02/4130345
Tariffa Nazionale. Chiamare questi numeri del Servizio Clienti solamente se si necessita di assistenza relativa all'hardware dei prodotti PlayStation.
- **Israel** 971170 Please contact your local distributor
Please call these Customer Service Numbers only for hardware support of PlayStation products.
- **Malta** 21 344700 Please contact your local distributor
National Rate. Please call these Customer Service Numbers only for hardware support of PlayStation products.
- **Nederland** 0495 574 817 Please contact your local distributor
Interlokale kosten. Bel deze klantenservicenummers alleen bij hardwareproblemen met PlayStation-producten.
- **New Zealand** 09 415 2447 Please contact your local distributor
National Rate. Please call these Customer Service Numbers only for hardware support of PlayStation products.
- **Norge** 820 75 050 Please contact your local distributor
Mon-fre 8.30-16.30. Vennligst ring disse kundeservicenumrene bare for maskinvarestotte i forbindelse med PlayStation-produkter.
- **Portugal** 707 23 23 10 Please contact your local distributor
Contacte-nos através destes números de Assistência ao Cliente para obter assistência técnica (hardware) apenas para produtos da PlayStation.
- **España** 902 102 102 91 789 35 60
Tarifa nacional. Al llamar a estos números del Servicio de atención al cliente sólo obtendrá asistencia para los productos PlayStation.
- **Sverige** 08 587 822 40 Please contact your local distributor
Mån-Tors 8-17 Fre 8-15.30. Ring endast dessa kundservicenummer för maskinvarusupport av PlayStation-produkter.
- **Schweiz/Suisse** 0848 84 00 85 Please contact your local distributor
Tarif appel national / Nationaler Tarif / Tariffa Nazionale. Veuillez composer les numéros du service après-vente pour recevoir une assistance technique destinée uniquement aux produits PlayStation.
- **UK** 08705 99 88 77 Please contact your local distributor
National rate. Calls may be recorded for training purposes. Calls charged at local rate.

Please call these Customer Service Numbers only for hardware support of PlayStation products.