

5

EMERGENCY  
EXU



PlayStation

PAL



BIOTERROR



PlayStation®

SLES-04155

PlayStation, "△○×□" and "DUALSHOCK" are registered trademarks of Sony Computer Entertainment Inc. All Rights Reserved.

3760049398236

## Precautions

- This disc contains software for the PlayStation® home video game console. Never use this disc on any other machine, as it could damage it.
- This disc conforms to PlayStation® specifications for the European market only. It cannot be used on foreign-specification versions of PlayStation®.
- Read the PlayStation® Instruction Manual carefully to ensure correct usage.
- When inserting this disc in the PlayStation®, always place it label side up.
- When handling the disc, do not touch the surface. Hold it by the edge.
- Keep the disc clean and free of scratches. Should the surface become dirty, wipe it gently with a soft cloth.
- Do not leave the disc near heat sources or in direct sunlight or excessive moisture.
- Never attempt to use a cracked or warped disc, or one that has been repaired with adhesives, as this could lead to operating errors.

## Health Warning

For your health, rest about 15 minutes for each hour of play. Avoid playing when tired or suffering from lack of sleep. Always play in a brightly lighted room, and stay as far from the television screen as possible. Some people experience epileptic seizures when viewing flashing lights or patterns in our daily environment. These persons may experience seizures while watching TV pictures or playing video games. Even players who have never had any seizures may nonetheless have an undetected epileptic condition. Consult your doctor before playing video games if you have an epileptic condition or immediately should you experience any of the following symptoms during play: dizziness, altered vision, muscle twitching, other involuntary movements, loss of awareness of your surroundings, mental confusion, and / or convulsions.

## PIRACY

The unauthorised reproduction of all or any game part of this product and the unauthorised use of registered trademarks are likely to constitute a criminal offence. PIRACY harms Consumers as well as legitimate Developers, Publishers and Retailers. If you suspect this game product is an unauthorised copy, or have any other information about pirate product, please call your local Customer Service number given at the back of this Manual.

See back page of this manual for Customer Service Nos. and Games Hotline Nos.

CT Special Forces™ & © 2004 L.S.P. All rights reserved. For home use only. Unauthorised copying, adaptation, rental, lending, re-sale, arcade use, charging for use, broadcast, cable transmission, public performance, distribution or extraction of this product or any trademark or copyright work that forms part of this product are prohibited. Published by L.S.P. Developed by The Code Monkeys, Ltd.



SLES-04155

## INSTALLATION

It is recommended that you do not insert or remove peripherals or memory cards while the console is turned on.

Before beginning a game, check to make sure you have enough free blocks on your memory card.

1. Set up your PlayStation® / PS one® according to the instructions provided in the instruction manual.

Check to make sure the console is off before inserting or removing a disc.

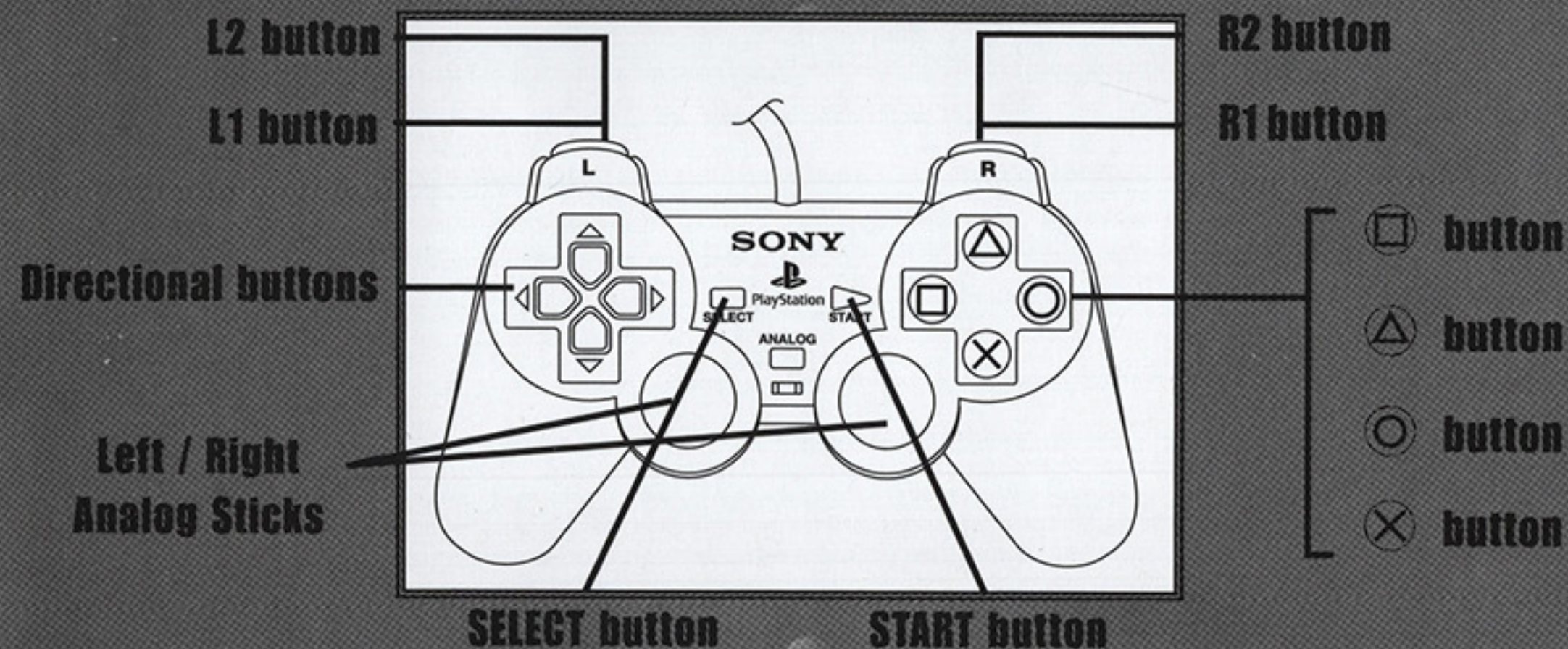
2. Insert the "CT Special Forces™3" disc and close the disc cover.

3. Insert the controllers and TURN ON the PlayStation® / PS one® console.

Choose your language using the directional buttons and enter your choice using the  button.

When the "CT Special Forces™3" introductory screen appears, push START to go to the main menu.

## ANALOG CONTROLLER (DUALSHOCK®)



# THE CHARACTERS

**Stealth Owl** continues to perfect his combat techniques in urban operations; he is now expert at handling a pump-action rifle.



**Raptor's** speciality is infiltration in hostile terrain and he is experienced in handling heavy weapons; the grenade-launcher is a favorite of his.



**Aquila One** has the pick of the latest generation of combat helicopter, armed with devastating air-to-air missiles and frag bombs.



## MAIN MENU

Selections are made using the directional buttons and choices are entered using the **X** button. The **△** button allows you to unselect an item and to return to the previous screen.

### New game

This is the main mode of the game for completing your missions and putting an end to the threat of terrorism.

### Load game

To continue a saved game. The player chose his saved game and validate with the **X** button. Note that the player can save the game at the end of each level.

When your MEMORY CARD is full, delete some blocks using the Console's Internal MEMORY CARD Manager.

### Options

- In this chapter, you can set:
- Music
  - Sfx
  - Difficulty
  - Vibration
  - Adjust screen
  - Credits

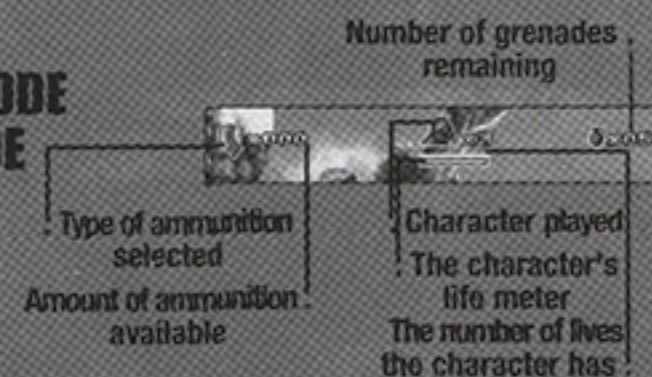
## THE STORY

A menacing shadow hangs over the planet. Information services suspect terrorist organizations, which have, from their secret laboratories, developed a new molecule that can modify DNA. By beefing up the genes responsible for determining aggression levels, they can create highly trained enemies that are very difficult to defeat. Governments of all countries have decided to fight back, by calling in the CT Special Forces, an organization renowned for its extremely high success rate when conducting missions in exceptional environments.

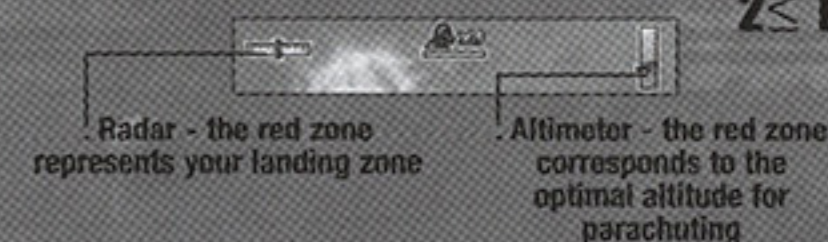
**-2** *The CT Special Forces are prepared to fight all biological threats!*

## THE CONTROL PANELS FOR VARIOUS GAME MODES

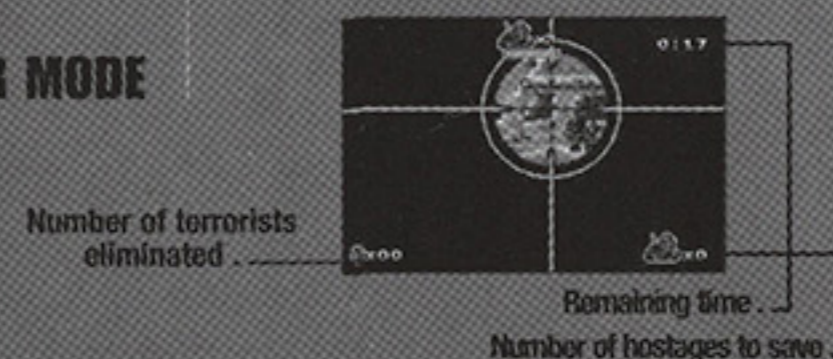
### 1 ≤ PLATFORM MODE HELICOPTER MODE




### 2 ≤ PARACHUTE JUMP MODE



### 3 ≤ SNIPER MODE



### 4 ≤ RESCUE MODE



## BONUSES

### Helicopter Bonuses

- Double fire:** Your helicopter gains double the fire capability currently available.
- Spécial:** Your helicopter gains a special weapon.
- Repair:** Repair your helicopter (your life level is at maximum).

### Action bonuses

- Parachute:** Get your parachute on and jump into the void. Remember to open your parachute at the right time and place !
- Snipe:** You go into sniper mode or precision aim. You must free the hostages and eliminate their captors.
- Action:** Hold down **○** button to disable or install a bomb, activate a terminal, etc.

### Ammunition bonuses

- Rapid fire:** You gain 50 rounds of rapid fire.
- Rockets:** You gain 15 rockets.
- Flame-throwers:** You gain 200 additional flame charges.
- Grenades:** You gain 7 grenades.
- Special:** you gain 15 round of ammunition for the CT Special Forces special weapons.

### Life bonuses

- Energy:** The player gains 50 life points.
- Extra Life:** The player wins an extra life, either by finding the following icon or by freeing all of the hostages while in sniper mode.

# GAME COMMANDS

MODE	PLATFORM	PARACHUTE	SNIPER	HELICOPTER	RESCUE
Directional button					
UP	Look UP	-	Move the scope UP	Forward	Upward
RIGHT	Run RIGHT	Move RIGHT	Move the scope RIGHT	Go RIGHT	Forward/Backward
DOWN	Sloping	-	Move the scope DOWN	Moving BACKWARD	Downward/Land
LEFT	Run LEFT	Move LEFT	Move the scope LEFT	Go LEFT	Forward/Backward
X button	JUMP	Open the parachute	-	Drop a bomb	Change direction
○ button	SHOOT	-	SHOOT	Machine-gun trigger	Machine-gun trigger
□ button	SHOOT	-	SHOOT	Machine-gun trigger	Machine-gun trigger
△ button	-	-	-	-	-
R1 button	Throwing a grenade	-	-	-	-
L1 button	Select a weapon	-	-	-	-
START	PAUSE	PAUSE	PAUSE	PAUSE	PAUSE
SELECT	-	-	-	-	-

## SPECIAL:

UP+LEFT/RIGHT + ○	Diagonal fire standing	-	-	-	-
DOWN, then UP+LEFT/RIGHT + ○	Diagonal fire crouching	-	-	-	-
DOWN + X	ROLL	-	-	-	-

## CREDITS

GT Special Forces™3 Bioterror  
Developed by The Code Monkeys, Ltd.  
and L.S.P.  
Published by L.S.P.

### L.S.P.

#### Original Development Team:

Christian Votava  
Sébastien Gallet  
Karl Lagadec  
Kevin Granger  
Mourad Majeri

#### Production Team:

Graeme Boxall  
Brice Davin

#### Marketing Team:

Albéric Guigou  
Jérôme Sicart  
Marianne Pujol  
Cédric Le Foll  
Stéphane Missoum

#### QA Team:

Yann Carlier  
Adrien Haubrich  
Alex Vernet  
Pierre-Edouard Cilia  
Nicolas Zumsteg

#### Publishing:

Olivier Goulon

#### Special Thanks to:

Jean-Claude Goulon

#### Music & Sfx:

Shin'en Multimedia

### The Code Monkeys, Ltd.

#### Production Team:

Elliot Gay

#### Development Team:

Adrian Hirst  
Kevin McIntosh

## Customer Service Numbers

## Games Hotlines

- **Australia** \_\_\_\_\_ **1300 365 911** \_\_\_\_\_ **1902 - 222 - 448**  
Calls charged at local rate. Please call these Customer Service Numbers only for hardware support of PlayStation products.
- **Österreich** \_\_\_\_\_ **0820 500 535** \_\_\_\_\_ Please contact your local distributor  
0.145 Euro/Minute. Rufen Sie diese Kundendienstnummern bitte nur an, wenn Sie Hardware-Support für PlayStation-Produkte benötigen.
- **Belgique/België/Belgen** \_\_\_\_\_ **011 516 406** \_\_\_\_\_ **08 25 15 00 58**  
Prix d'un appel local. Veuillez composer les numéros du service après-vente pour recevoir une assistance technique destinée uniquement aux produits PlayStation.
- **Danmark** \_\_\_\_\_ **33 26 68 00** \_\_\_\_\_ Please contact your local distributor  
Man-Torsdag 9-16.30 Fre 10-15. Ring venligst kun til disse kundeservicenumre vedrørende hardware-support til PlayStation-produkter.
- **Suomi** \_\_\_\_\_ **0600-411911** \_\_\_\_\_ Please contact your local distributor  
17.00-21.00 ma-to, 0.79 Euro/min. Tätä asiakaspalvelunumeroa voi käyttää vain PlayStation-tuotteiden laitteistotukeen liittyvissä kysymyksissä.
- **France** \_\_\_\_\_ **0820 31 32 33** \_\_\_\_\_ **08 25 15 00 58**  
0,15 Euro/minute Ouvert du lundi au vendredi. Veuillez composer les numéros du service après-vente pour recevoir une assistance technique destinée uniquement aux produits PlayStation.
- **Deutschland** \_\_\_\_\_ **01805 766 977** \_\_\_\_\_ **0190 - 846034**  
1,86 Euro/minute. Rufen Sie diese Kundendienstnummern bitte nur an, wenn Sie Hardware-Support für PlayStation-Produkte benötigen.
- **Greece** \_\_\_\_\_ **(00 301) 677 7701** \_\_\_\_\_ Please contact your local distributor  
Εθνική Χρέωση. Παρακαλείσθε να τηλεφωνείτε σε αυτούς τους αριθμούς του Τμήματος Εξυπηρέτησης Πελατών μόνο για θέματα υποστήριξης υλισμικού των προϊόντων PlayStation.
- **Ireland** \_\_\_\_\_ **0818 365065** \_\_\_\_\_ Please contact your local distributor  
All calls charged at National Rate. Please call these Customer Service Numbers only for hardware support of PlayStation products.
- **Italia** \_\_\_\_\_ **848 82 83 84** \_\_\_\_\_ **02/4130345**  
Tariffa Nazionale. Chiamare questi numeri del Servizio Clienti solamente se si necessita di assistenza relativa all'hardware dei prodotti PlayStation.
- **Israel** \_\_\_\_\_ **971170** \_\_\_\_\_ Please contact your local distributor  
Please call these Customer Service Numbers only for hardware support of PlayStation products.
- **Malta** \_\_\_\_\_ **21 344700** \_\_\_\_\_ Please contact your local distributor  
National Rate. Please call these Customer Service Numbers only for hardware support of PlayStation products.
- **Nederland** \_\_\_\_\_ **0495 574 817** \_\_\_\_\_ Please contact your local distributor  
Interlokale kosten. Bel deze klantenservicenummers alleen bij hardwareproblemen met PlayStation-producten.
- **New Zealand** \_\_\_\_\_ **09 415 2447** \_\_\_\_\_ Please contact your local distributor  
National Rate. Please call these Customer Service Numbers only for hardware support of PlayStation products.
- **Norge** \_\_\_\_\_ **820 75 050** \_\_\_\_\_ Please contact your local distributor  
Mon-Fre 8.30-16.30. Vennligst ring disse kundeservicenumrene bare for maskinvarestøtte i forbindelse med PlayStation-produkter.
- **Portugal** \_\_\_\_\_ **707 23 23 10** \_\_\_\_\_ Please contact your local distributor  
Contacte-nos através destes números de Assistência ao Cliente para obter assistência técnica (hardware) apenas para produtos da PlayStation.
- **España** \_\_\_\_\_ **902 102 102** \_\_\_\_\_ **91 789 35 60**  
Tarifa nacional. Al llamar a estos números del Servicio de atención al cliente sólo obtendrá asistencia para los productos PlayStation.
- **Sverige** \_\_\_\_\_ **08 587 822 40** \_\_\_\_\_ Please contact your local distributor  
Mån-Tors 8-17 Fre 8-15.30. Ring endast dessa kundservicenummer för maskinvarusupport av PlayStation-produkter.
- **Schweiz/Suisse** \_\_\_\_\_ **0848 84 00 85** \_\_\_\_\_ Please contact your local distributor  
Tarif appel national / Nationaler Tarif / Tariffa Nazionale. Veuillez composer les numéros du service après-vente pour recevoir une assistance technique destinée uniquement aux produits PlayStation.
- **UK** \_\_\_\_\_ **08705 99 88 77** \_\_\_\_\_ Please contact your local distributor  
National rate. Calls may be recorded for training purposes. Calls charged at local rate.

Please call these Customer Service Numbers only for hardware support of PlayStation products.