

THE OFFICIAL GAME



PLAY THE PROS



ACTIVISION

WARNING: READ BEFORE USING YOUR PLAYSTATION®2 COMPUTER ENTERTAINMENT SYSTEM.

A very small percentage of individuals may experience epileptic seizures when exposed to certain light patterns or flashing lights. Exposure to certain patterns or backgrounds on a television screen or while playing video games, including games played on the PlayStation 2 console, may induce an epileptic seizure in these individuals. Certain conditions may induce previously undetected epileptic symptoms even in persons who have no history of prior seizures or epilepsy. If you, or anyone in your family, has an epileptic condition, consult your physician prior to playing. If you experience any of the following symptoms while playing a video game — dizziness, altered vision, eye or muscle twitches, loss of awareness, disorientation, any involuntary movement, or convulsions — **IMMEDIATELY** discontinue use and consult your physician before resuming play.

WARNING TO OWNERS OF PROJECTION TELEVISIONS:

Do not connect your PlayStation 2 console to a projection TV without first consulting the user manual for your projection TV, unless it is of the LCD type. Otherwise, it may permanently damage your TV screen.

USE OF UNAUTHORIZED PRODUCT:

The use of software or peripherals not authorized by Sony Computer Entertainment America may damage your console and/or invalidate your warranty. Only official or licensed peripherals should be used in the controller ports or memory card slots.

HANDLING YOUR PLAYSTATION 2 FORMAT DISC:

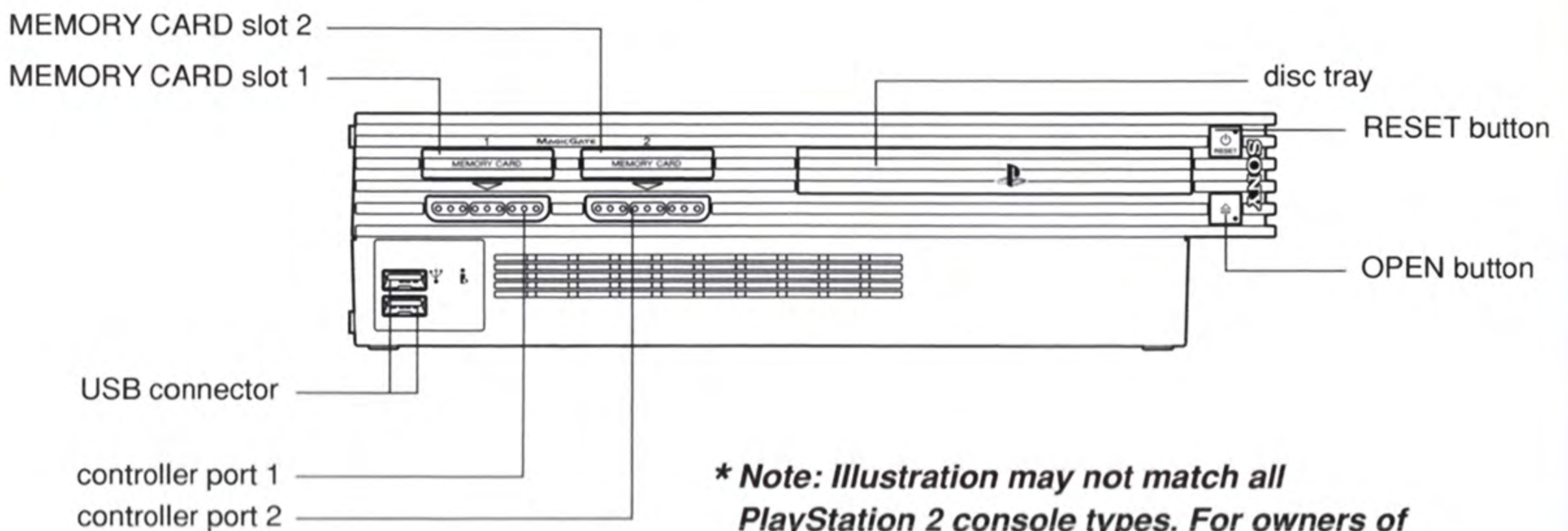
- This disc is intended for use only with PlayStation 2 consoles with the NTSC U/C designation.
- Do not bend it, crush it or submerge it in liquids.
- Do not leave it in direct sunlight or near a radiator or other source of heat.
- Be sure to take an occasional rest break during extended play.
- Keep this compact disc clean. Always hold the disc by the edges and keep it in its protective case when not in use. Clean the disc with a lint-free, soft, dry cloth, wiping in straight lines from center to outer edge. Never use solvents or abrasive cleaners.



| | |
|--|----|
| GETTING STARTED | 2 |
| GAMESPY® | 3 |
| Connecting your PlayStation®2 Console for Network/Online Play .. | 3 |
| Setting up your EyeToy™ | 3 |
| Setting up your Headset | 3 |
| Configuration of your Home Router/Firewall | 4 |
| CONTROLS..... | 5 |
| MENU NAVIGATION | 6 |
| Main Menu | 6 |
| Career Mode | 6 |
| Edit Player..... | 7 |
| Options | 7 |
| COLLECTOR CHIPS | 8 |
| PLAYING THE GAME | 9 |
| THE GAMES..... | 10 |
| Hand Rankings..... | 10 |
| Texas Hold 'em..... | 13 |
| Omaha | 13 |
| Omaha High-Low | 13 |
| Seven Card Stud..... | 14 |
| Razz Poker (Seven Card Stud Low) | 14 |
| CUSTOMER SUPPORT | 15 |
| CREDITS | 16 |
| SOFTWARE LICENSE AGREEMENT..... | 21 |



GETTING STARTED*



** Note: Illustration may not match all PlayStation 2 console types. For owners of SCPH-70000 series PlayStation 2 systems, refer to the setup instructions supplied with your system.*

Set up your PlayStation®2 computer entertainment system according to the instructions in its Instruction Manual. Make sure the MAIN POWER switch (located on the back of the console) is turned ON. Press the RESET button. When the power indicator lights up, press the OPEN button and the disc tray will open. Place the World Series of Poker disc on the disc tray with the label side facing up. Press the OPEN button again and the disc tray will close. Attach game controllers and other peripherals, as appropriate. Follow on-screen instructions and refer to this manual for information on using the software.

Memory Card (8MB)(for PlayStation®2)

To save game settings and progress, insert a memory card (8MB)(for PlayStation®2) into MEMORY CARD slot 1 of your PlayStation®2 system. You can load saved game data from the same memory card or any memory card (8MB)(for PlayStation®2) containing previously saved games.



GAMESPY®

Take World Series of Poker to the next level!

CONNECTING YOUR PLAYSTATION®2 CONSOLE FOR NETWORK/ONLINE PLAY

A broadband Internet connection and Network Adaptor (Ethernet/modem) (for PlayStation®2) are required for online play.

World Series of Poker is compatible with network configurations files from other PlayStation®2 online games. To play online, you will need to have a network configuration file saved on your memory card. You can use the Network Adaptor Start-Up Disc to set up your network connection. Please refer to the instructions that came with your Network Adaptor Start-Up Disc.

SETTING UP YOUR EYETOY™ (OPTIONAL)

If you have an EyeToy™ USB camera (for PlayStation®2), you can allow other players to see you during the game. This is an optional feature and is not required for online play.

Your EyeToy™ connects to either of the two USB connectors located on the front of your PlayStation®2. With the USB Symbol facing up, insert the EyeToy™ cable into one of the USB connectors. The blue LED power indicator on the front of the camera should light up to indicate your EyeToy™ is ready to use.

For tips on how to get the best picture quality as well as troubleshooting, please refer to the instruction manual of your EyeToy™.

SETTING UP YOUR HEADSET (OPTIONAL)

If you have a certified PlayStation®2 - compatible USB headset, you can chat with other players during online play. This is an optional feature and is not required for online play.

Your PlayStation®2 - compatible USB headset connects to either of the two USB connectors located on the front of your PlayStation®2. With the USB Symbol facing up, insert the cable into one of the USB connectors.

This product contains software technology licensed from GameSpy Industries, Inc. © 1999-2005 GameSpy Industries, Inc. All rights reserved.



CONFIGURATION OF YOUR HOME ROUTER/FIREWALL

A router is a network device that directs network traffic from your computer(s) or video game console when they are sharing a single internet connection. More often than not, routers used for home networks have a firewall built into them. A firewall will look at the traffic going through the router and determine if it is allowed through or not. Routers and firewalls can be configured numerous ways but commonly they are configured to not allow “unsolicited” traffic from the internet to your computer(s) or video game console.

Activision does not support the use of routers or firewalls for multiplayer online play. However, because of the increasing use of routers and firewalls in the home network environment, we have provided the following information for advanced users to assist them in customizing their home network settings in order to accommodate multiplayer online play. **ACTIVISION ASSUMES NO LIABILITY FOR DAMAGE RESULTING FROM THE CONNECTION OF ANY DEVICE TO THE PlayStation®2, NOR THE LOSS OF DATA OR OTHER PROBLEMS RESULTING FROM ANY CHANGES YOU MAKE TO YOUR EXISTING ROUTER/FIREWALL NETWORK SETTINGS.**

In order to configure a router using Network Address Translation (NAT) or a firewall, consult the user guide for your router to enable **PORT FORWARDING** settings as specified below. Forward or route all traffic onto the following ports to the IP address of your PlayStation®2.

WSOP uses UDP port# 27901, 27900, 6500 and 3658

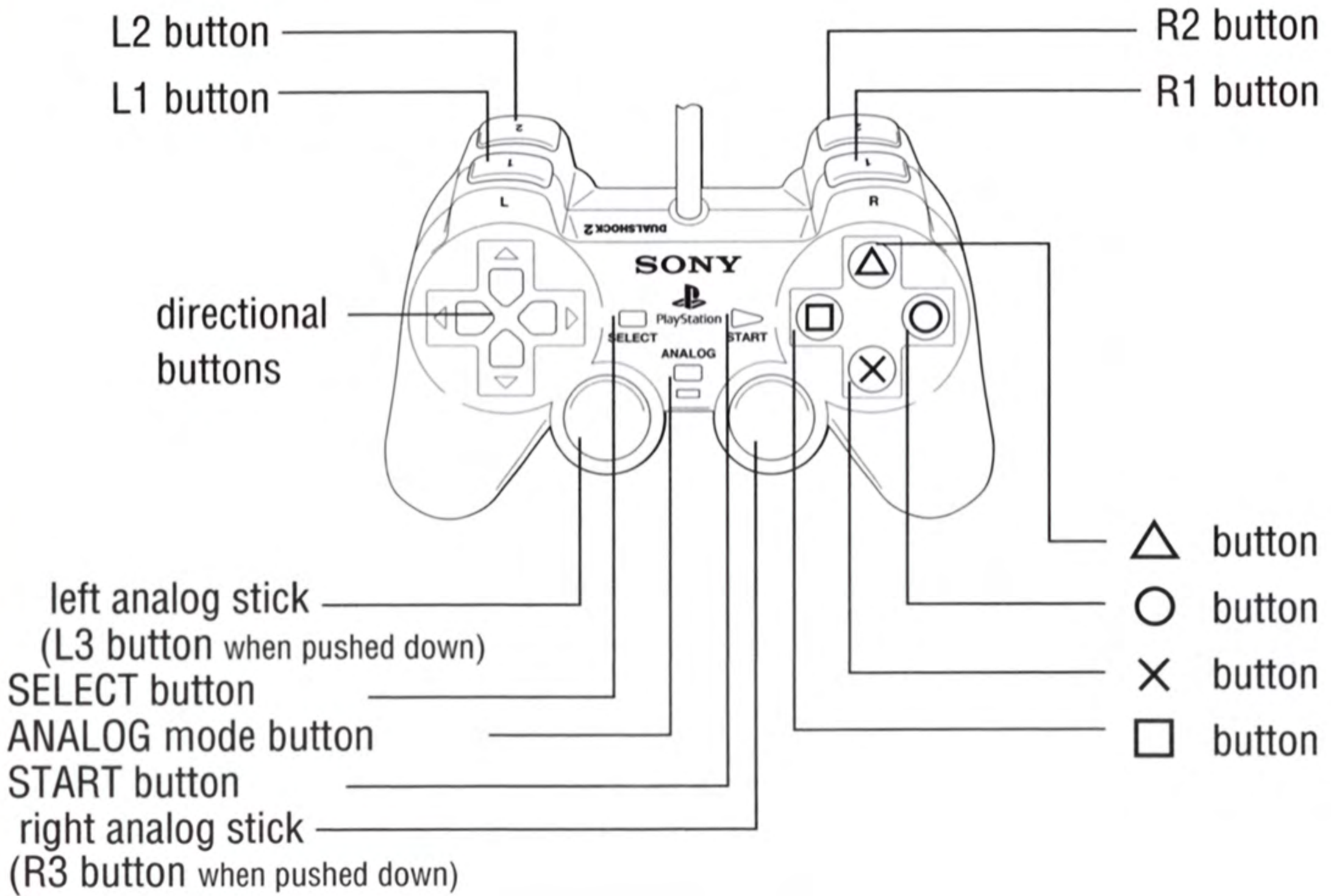
WSOP uses TCP port# 28910 and 6667

WSOP supports NAT, but this process may delay connections. For the best results, do not run WSOP behind a router or firewall. It may take several minutes for video and voice chat to connect if you're playing behind a router or firewall. Note: Gameplay will function normally as video and voice chat connects.

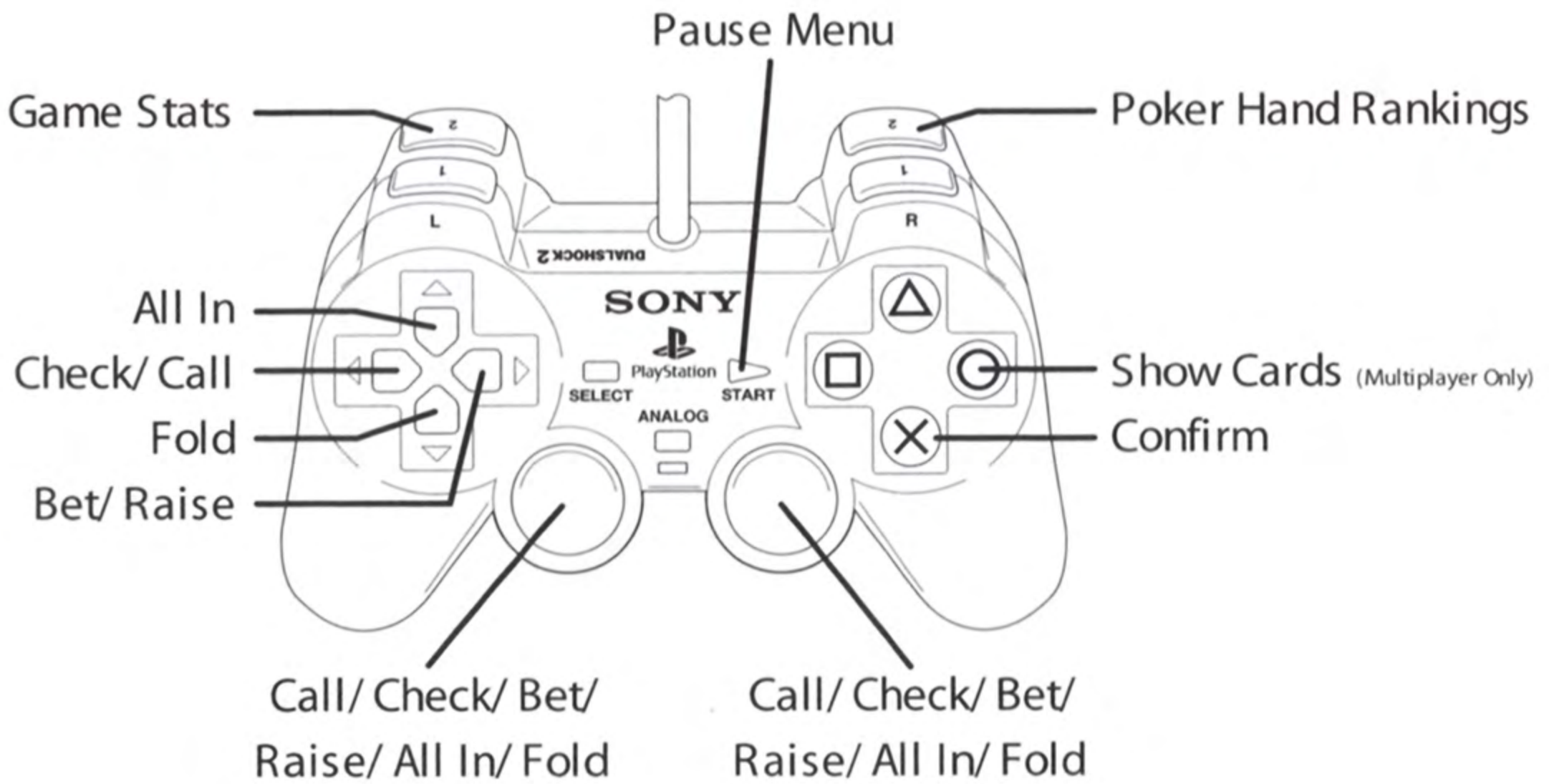


CONTROLS

DUALSHOCK®2 ANALOG CONTROLLER CONFIGURATIONS



These are the in-game controls in World Series of Poker.





MENU NAVIGATION

MAIN MENU

From the Main Menu, you can start a Career, play a fast round of poker in Quickplay, play others online in Multiplayer, change game settings and view credits in Options, Save and Load a game.

QUICKPLAY – Play a quick hand of Hold'em or customize a Tournament or Game. You can practice all the World Series of Poker (WSOP) poker variations or get familiar with new ones.

CAREER – Get ready for the ultimate challenge of the WSOP tournaments. You have ten years to see how many WSOP championship bracelets you can get and be inducted into the WSOP All Stars.

MULTIPLAYER – Take what you know and face off with other Poker players around the world.

OPTIONS – Here you can adjust game options, sound options, and view the credits.

SAVE – Save your game here.

LOAD – Load a previously saved game.

CAREER MENU

WSOP EVENTS – Selecting this will start you on your way in the World Series of Poker. Choose from Texas Hold'em, Omaha, Seven Card Stud, and Razz.

CONTINUE IN-PROGRESS WSOP EVENT – At any time during the game you can leave the table, modify your character, or check on your Collector Chips. If you've done that, this option allows you to get back in the game and pick up where you've left off.

INVITATIONAL EVENTS – Winning these events unlocks levels for you to play online and in Quickplay.



AWARDS & STATS – This is where you can check out how well you've been doing, view your WSOP bracelets, see how your Collector Chip collection is coming along and look at the WSOP All-Stars.

EDIT PLAYER – Choose a stock player, or create your own ideal poker player by choosing the customize option. Also, all the unlocked Pros are selectable here.

CAREER OPTIONS – Here you can advance to the next calendar year whenever you want or especially if you've lost all your bankroll, you can restart your career if you've reached the end of the ten year run, or if you want to keep your character's look and Collector Chips but want to clear your stats, and you can start a fresh career by selecting New Career, which will reset you back to a plain character with no Collector Chips and no stats.

SAVE – Save your game here.

EDIT PLAYER

To get started in World Series of Poker you need to create a character; here are the choices you have:

PLAYER NAME – You can type your name here.

STOCK PLAYER – Choose from a multitude of pre-made characters.

PRO PLAYER – When you take down a pro in the tournaments, you get to play as that character.

CUSTOMIZE PLAYER – Choose the look that suits you... hair, dress style, glasses, headphones... you can even select what voice your character will have!

OPTIONS

Within the options menu you can alter the following settings.

GAME OPTIONS

- **4 Color Deck** – Each suit has its own color to help you see flushes.
- **Game Speed** – Choose from normal, medium, and fast.
- **Ticker Display** – You can turn it on or off.
- **Max Raises (Limit Games)** – Choose from 3 to 5 for the max times players can raise.
- **Seat Position** – Be randomly seated or lock in your position.



SOUND OPTIONS

- **SFX Level** – Control the volume of the sound effects.
- **Music Level** - Control the volume of the music.
- **Ambient Level** - Control the volume of the ambient sound.
- **Voice Level** - Control the volume of the Commentary and Poker Players.

CREDITS – View the credits.

COLLECTOR CHIPS

When you achieve a gameplay milestone, you are rewarded with a Collector Chip symbolizing that achievement. You can take the Poker Hands, Pro Player Takedowns, and Invitational Wins Collector Chips online and use them as antes in winner take all matches.

Poker Hand – Win a pot with a qualifying winning hand.

All In and Win – Risk all your chips to win the pot.

Single Hand Takedowns – How many people can you take out in a hand?

Tournament Takedowns – How many players have you taken out in a single tournament?

Total Takedowns – How many people have you taken out in your career?

Pro Player Takedowns – How many pros have you taken out?

Final Tables – How many final tables have you made it to?

WSOP Game Type Wins – Win in a poker tournament to get these.

Tournament Size Wins – Make it through a large tournament and win to get these.

Winning Streak – How many tournaments have you beaten in a row?

Overall Winnings – How much prize money have you taken home in your career?

Invitational Wins – Winning these will unlock rooms for Online and Quickplay.



PLAYING THE GAME

YOUR TURN

Because a lot of information accumulates at a poker table, we use the top down view when it is your turn. This way you can see who the Dealer is (indicated by the “D” icon by the player’s name), the big and small blind to the left of the dealer, the size of the pot (indicated by the number in the center of the table), the amount of chips the players have bet (indicated by the numbers in front of them), and who is in or out.

MAKING A PLAY

The menu at the bottom center of the screen is what indicates whether you can call, check, bet, raise, fold or go all in. Your selection is easily made by pressing up, down, left or right, using the directional button, right analog stick, or left analog stick and then pressing the X button to confirm. If you moved to a selection and change your mind about it, simply press in the opposite direction to center the menu.

Note: When you select the Bet/Raise option, it will start you out at the minimum raise allowed, determined by the World Series of Poker tournament rules. If you want to put more chips in than the minimum Bet/Raise amount, simply press up to add chips and down to minus chips.

THE RADAR

As the poker game unfolds, director cameras capture the action. The Radar is there to help you determine at a glance whose turn it is, who is in/out, the pot amount, and who has the dealer button.




THE GAMES

HAND RANKING




Royal Flush - The best possible straight flush. Ten, Jack, Queen, King, and Ace all of the same suit.




Straight Flush - Five consecutive cards, all of the same suit.




4 of a Kind - Four cards of any one rank.



Full House - Three cards of one rank and two cards of a second rank.



Flush - Five cards of the same suit.




Straight - Five consecutive cards.




Three of a Kind - Three cards of the same rank and two unrelated cards.




HAND RANKING (CONTINUED)



Two Pair - Two cards of one rank, two cards of another rank, and a fifth.



One Pair - Two cards of the same rank and three other unrelated cards.



High Card - Five unrelated cards.



TEXAS HOLD 'EM

The object of the game is to create the best five-card poker hand with any combination of your two face-down cards and the five community cards. In the World Series of Poker a disc is used to indicate which person is the "dealer" for the round. The two players to the left of the dealer button are required to make a forced bet called blinds. Before the cards are dealt, the person to the left of the dealer posts a bet called the small blind, which is equal to half of the minimum bet. The person to the left of the small blind posts the big blind, which is equal to the minimum bet. In some tournaments, an additional bet from the table called an ante may be required. The first two cards are dealt to each player face down, and the person to the left of the big blind starts the first round of betting. When the first round is complete, then come the community cards with the Flop, the Turn and the River, with a round of betting after each. At the end, the best hand takes the pot.

OMAHA

The object of the game is to create the best five-card poker hand with any combination using two of your four personal cards and the three of the five community cards. In the World Series of Poker, a disc is used to indicate which person is the "dealer" for the round. The two players to the left of the dealer button are required to make a forced bet called blinds. Before the cards are dealt, the person to the left of the dealer posts a bet called the small blind, which is equal to half of the minimum bet. The person to the left of the small blind posts the big blind, which is equal to the minimum bet. The first four cards are dealt to each player face down, and the person to the left of the big blind starts the first round of betting. When the first round is complete, then come the community cards with the Flop, the Turn and the River, with a round of betting after each. At the end, the best hand takes the pot.

OMAHA HIGH-LOW

The highest hand splits the pot with the lowest qualifying low hand. You must use two of your four personal cards and three of the five community cards to make the highest and lowest hand. To qualify for the low half of the pot, the low hand is 8,7,6,5,4 or lower and Aces play both high and low. In the World Series of Poker, a disc is used to indicate which person is the "dealer" for the round. The two players to the left of the dealer button are required to make a forced bet called blinds. Before the cards are dealt, the person to the left of the dealer posts a bet called the small blind, which is equal to half of the minimum bet. The person to the left of the small blind posts the big blind, which is equal to the minimum bet. The first four cards are dealt to each player face down, and the person to the left of the big blind starts the first round of betting. When the first round is complete, then come the community cards with the Flop, the Turn and the River, with a round of betting after each. At the end, the highest hand splits the pot with the lowest qualifying low hand.



SEVEN CARD STUD

Antes are required from all players before dealing begins. Three cards are dealt to each player, two down and one up. The betting opener is determined by the lowest showing card. If there's a tie for the low card, the card suit resolves it: spades outrank hearts, followed by diamonds, and finally clubs as the lowest suit.

The player holding the lowest showing card must "bring it in" by opening with a bet equal to twice the ante. If the low player doesn't make this bet, they're forced to fold and the opener passes to the player on their left.

The next player clockwise from the opener can call by matching the opener, raise by betting the low betting limit or fold. Throughout Third Street all bets and raises are fixed at the low betting limit.

On "Fourth Street" another card is dealt to each player face up. The opener on Fourth Street and remaining streets is the high hand, as determined by the face up cards. They may check or bet. If they bet, it's at the low limit, and which fixes all raises in this round to the same. If the high hand is an open pair, the opener can bet at the upper limit, and this fixes all raises in the round to the same.

On "Fifth and Sixth Street" cards are dealt up again, and the high hand opens. All bets and raises are at the upper limit.

As the game goes into "Seventh Street," a final pocket card is dealt to each player. All bets and raises are once again at the high limit.

After "Seventh Street," the bets and raises are resolved, and the remaining players enter the Showdown. The opener reveals his pocket cards. If a player wishes to compete with this hand they too reveal their pocket cards, or they can fold.

RAZZ POKER (SEVEN CARD STUD LOW)

The rules to Razz are the same as Seven Card Stud except the high card opens, and the low card acts first on all subsequent rounds. The best possible hand is 5-4-3-2-A; Aces are always low in Razz.



CUSTOMER SUPPORT

ONLINE SUPPORT

INTERNET:

support@activisionvalue.com
or <http://www.activisionvalue.com>

OTHER CONTACT METHODS

FAX

(952) 918-9560, 24 hours day

MAIL

Activision Value, Customer Support
7800 Equitable Drive, Suite 200
Eden Prairie, MN 55344

PHONE

(952) 918-9500.

Contact a customer service representative between the hours of **1:00 P.M. AND 4:00 P.M. (CENTRAL TIME) MONDAY, 10:00 A.M. AND 4:00 P.M. (CENTRAL TIME) TUESDAY THROUGH THURSDAY, EXCEPT HOLIDAYS.**



CREDITS

ACTIVISION VALUE

CREDITS

PRODUCTION

Producer

Aaron M. Thompson

Director of Product Development

Chip Pedersen

Project Coordinator

Mike Roska

Technology Manager

Chris Arends

Sr. Supervisor of Quality Assurance

Jason Lembcke

QA Lead

Dean Fingerholz

QA Team

Matt Reese

Bob Paterson

Jeremy Huisheere

Dean Fingerholz

Paul Ference

Madison Meahyen

Matt McCullough

Jon Pho

Ryan McMillan

Thanuvong Yang

Adam Hunter

Brian Kuyath

Paul Cochran

Matt True

Jeremy Andresen

Quality Assurance Technical Supervisor

Chad Schilling

Technical Requirements Group

Rasheem Harris – Project Lead

Matt McCullough

General Manager

Dave Oxford

Vice President of Studios

Patrick Kelly

SALES

Vice President of Sales

Tim Flaherty

Sales Director

Jennifer Mirabelli

Regional Sales Director

Jim Holland

Director Bus. Development

Brian Johnson

Sales/Marketing Coordinator

Robbin Livernois

Sales Assistant

Brynja Bjarnason



MARKETING AND CREATIVE SERVICES

Vice President of Marketing and Creative Services

Mark Meadows

Senior Graphic Artist

Trevor Harveaux

Graphic Artist

Sean James

Web and Video Production Manager

Travis Grawey

LEGAL

Joe Hedges

LICENSING

Senior Brand and Licensing Manager

Andy Koehler

OPERATIONS

Director of Operations and Planning

Mike Groshens

Information Systems Administrator

Bob Viau

VOICE TALENT

Host and Commentator

Lon McEachern

Poker Players

Amy Finch

Cathy Fuller

Kelly Bertenshaw

Noara Long

Shira Kirby

Shirly Venard

Emily Zimmer

Catherine Johnson

Jim Craven

Grant Henderson

Mark Bradley

David Ward

Nat Fuller

Tony Papenfuss

Brain Talbot

David Anderson

Mick Wingert

Bart Flynn

Bob Barnes

Jason Acquisto

Artie Widgery

Nicholas Harazin

Jim Miller

RECORDING STUDIOS

Easy Street Studio

HamsterBall Studios

Marc Graue Recording Studios

TALENT AGENCIES

VOX Inc.

Lipservice Talent Guild

HamsterBall Studios



WRITERS

Commentator Script Writers

Scott Cuthbertson

Mark Rose

Additional NPC Script Writer

John Layman

MUSIC

In Game Music

DeWolf Music

Collector Chip Reward Music

composed by

David James Laschinger

VOICEOVER EDITING AND MASTERING

Omni Interactive Audio

CGI

VisionScape

VIDEO FOOTAGE

TBC

Post Asylum

VIDEO EDITING

GdB

SPECIAL THANKS

Chris "Jesus" Ferguson

Darla Hill

Greg Hill

Dallas Lepak

Cameron Evans

Eric Thompson

Joel Feinberg

Randy Ryan

Wes Stevens

Brain Talbot

Nancy Ngo

Laura Yuen

Bobbi Merkel

Dave Curley

ADDITIONAL THANKS

Ann Beggs

Randy Beverly

Don Borchers

Mike Dalton

Keri Gross

Donna Johnston

Nicole Lindstrom

Dan Matschina

Alex "Safari" Neuse

Kurt Niederloh

Chris Owen

Janet Paulsen

Joe Shelton

Andy Spohn

Steve Williams



LEFT FIELD PRODUCTIONS

Developed By

Left Field Productions

Development Team

David Anderson

Rob Blanchard

Steven Boswell

John Brandwood

Brent Clearman

Allen Fernandez

Andrew Ford

Christian Halsell

Chris Hassell

Allan Hayburn

Jamie Hayes

James Higgins

Tracy Iwata

Michael Knauer

Julie Kurland

Joanne Lee

Milton Mariscal

Dan Olson

Axel Ortiz

Alvyn Ramirez

Matt Silverstein

Marcus Wassmer

Larry Wellbrock

AI Programming

Mick West

HARRAH'S ENTERTAINMENT INC. CREDITS

**Executive Assistant to
Senior Vice President,
Acquisition Marketing**
Ali Fakhari

**Corporate Director of
World Series of Poker
Tournament Operations**
Gary Thompson

**Asst. Brand Manager
Brand Marketing**
Kate Janoff

Manager, Tournament Poker
Robert Daily



DNAS LEGAL INFORMATION

This Software uses "DNAS" (Dynamic Network Authentication System), a proprietary authentication system created by Sony Computer Entertainment Inc. ("SCEI"). "DNAS" retrieves information about a user's hardware and software for authentication, copy protection, account blocking, system, rules, or game management and other purposes. The information collected does not identify the user personally and will not be shared with any non-SCE company. **A PUBLISHER CAN COMBINE THIS INFORMATION WITH PERSONALLY IDENTIFYING INFORMATION FROM THE PUBLISHER'S RECORDS IF THE USER PROVIDES THE PERSONALLY IDENTIFYING INFORMATION. BEFORE PROVIDING ANY PERSONAL INFORMATION TO A PUBLISHER, PLEASE BE SURE TO REVIEW THE PUBLISHER'S PRIVACY POLICY AND TERMS AND CONDITIONS OF USE. DO NOT PROVIDE PERSONALLY IDENTIFYING INFORMATION TO A PUBLISHER UNLESS YOU ACCEPT THE CONDITIONS OF USE AND TERMS OF THEIR PRIVACY POLICY.** SCEI, Sony Computer Entertainment America ("SCEA") and their affiliates cannot guarantee the continuous operation of the "DNAS" servers. SCEA shall not be liable for any delay or failure of the "DNAS" servers to perform. If you receive a message during login identifying a "DNAS" authentication error, please contact SCEA Consumer Services at 1-866-466-5333. For additional information concerning "DNAS", visit www.us.playstation.com/DNAS. In the event of a system's incompatibility or inoperability with DNAS, the sole liability of SCEI, SCEA and their affiliates shall be limited to the repair or replacement of the user's affected game software, console, or peripherals at the option of SCEA. SCEA, its parents, affiliates, or licensed Publishers shall not be liable for any delays, system failures, authentication failures, or system outages, which may, from time to time, affect online game play or access thereto.

This Software uses "DNAS" (Dynamic Network Authentication System), a proprietary authentication system created by Sony Computer Entertainment Inc., to provide security and to help protect copyrighted content. The unauthorized transfer, exhibition, export, import or transmission of programs and devices circumventing its authentication scheme may be prohibited by law.

For additional information see: www.us.playstation.com/DNAS.

RSA LEGAL INFORMATION

RSA BSAFE® SSL-C and Crypto-C software from RSA Security Inc. have been installed. RSA is a registered trademark of RSA Security Inc. BSAFE is a registered trademark of RSA Security Inc. in the United States and other countries. RSA Security Inc. All rights reserved.



Software License Agreement

USE OF THIS PROGRAM IS SUBJECT TO THE SOFTWARE LICENSE TERMS SET FORTH BELOW. "PROGRAM" INCLUDES THE SOFTWARE INCLUDED WITH THIS AGREEMENT, THE ASSOCIATED MEDIA, ANY PRINTED MATERIALS, AND ANY ON-LINE OR ELECTRONIC DOCUMENTATION, AND ANY AND ALL COPIES AND DERIVATIVE WORKS OF SUCH SOFTWARE AND MATERIALS. BY OPENING THIS PACKAGE, AND/OR USING THE PROGRAM, YOU ACCEPT THE TERMS OF THIS LICENSE WITH ACTIVISION, INC. ("ACTIVISION").

LIMITED USE LICENSE. Activision grants you the non-exclusive, non-transferable, limited right and license to use one copy of this Program solely and exclusively for your personal use. All rights not specifically granted under this Agreement are reserved by Activision. This Program is licensed, not sold. Your license confers no title or ownership in this Program and should not be construed as a sale of any rights in this Program.

OWNERSHIP. All title, ownership rights and intellectual property rights in and to this Program and any and all copies thereof (including but not limited to any titles, computer code, themes, objects, characters, character names, stories, dialog, catch phrases, locations, concepts, artwork, animation, sounds, musical compositions, audio-visual effects, methods of operation, moral rights, and any related documentation, incorporated into this Program) are owned by Activision or its licensors. This Program is protected by the copyright laws of the United States, international copyright treaties and conventions and other laws. This Program contains certain licensed materials and Activision's licensors may protect their rights in the event of any violation of this Agreement.

YOU SHALL NOT:

- Exploit this Program or any of its parts commercially, including but not limited to use at a cyber cafe, computer gaming center or any other location-based site. Activision may offer a separate Site License Agreement to permit you to make this Program available for commercial use; see the contact information below.
- Sell, rent, lease, license, distribute or otherwise transfer this Program, or any copies of this Program, without the express prior written consent of Activision.
- Reverse engineer, derive source code, modify, decompile, disassemble, or create derivative works of this Program, in whole or in part.
- Remove, disable or circumvent any proprietary notices or labels contained on or within the Program.
- Export or re-export this Program or any copy or adaptation in violation of any applicable laws or regulations.

LIMITED WARRANTY. Activision warrants to the original consumer purchaser of this Program that the recording medium on which the Program is recorded will be free from defects in material and workmanship for 90 days from the date of purchase. If the recording medium is found defective within 90 days of original purchase, Activision agrees to replace, free of charge, any product discovered to be defective within such period upon its receipt of the Product, postage paid, with proof of the date of purchase, as long as the Program is still being manufactured by Activision. In the event that the Program is no longer available, Activision retains the right to substitute a similar program of equal or greater value. This warranty is limited to the recording medium containing the Program as originally provided by Activision and is not applicable to normal wear and tear. This warranty shall not be applicable and shall be void if the defect has arisen through abuse, mistreatment, or neglect. Any implied warranties prescribed by statute are expressly limited to the 90-day period described above.

EXCEPT AS SET FORTH ABOVE, THIS WARRANTY IS IN LIEU OF ALL OTHER WARRANTIES, WHETHER ORAL OR WRITTEN, EXPRESS OR IMPLIED, INCLUDING /ANY WARRANTY OF MERCHANTABILITY, FITNESS FOR A PARTICULAR PURPOSE OR NON-INFRINGEMENT, AND NO OTHER REPRESENTATIONS OR CLAIMS /OF ANY KIND SHALL BE BINDING ON OR OBLIGATE ACTIVISION.

When returning the Program for warranty replacement please send the original product disks only in protective packaging and include: (1) a photocopy of your dated sales receipt; (2) your name and return address typed or clearly printed; (3) a brief note describing the defect, the problem(s) you are encountered and the system on which you are running the Program; (4) if you are returning the Program after the 90-day warranty period, but within one year after the date of purchase, please include check or money order for \$20 U.S. currency per disc replacement. Note: Certified mail recommended.

In the U.S. send to: Warranty Replacements, Activision, Inc., P.O. Box 67713, Los Angeles, California 90067

LIMITATION ON DAMAGES. IN NO EVENT WILL ACTIVISION BE LIABLE FOR SPECIAL, INCIDENTAL OR CONSEQUENTIAL DAMAGES RESULTING FROM POSSESSION, USE OR MALFUNCTION OF THE PROGRAM, INCLUDING DAMAGES TO PROPERTY, LOSS OF GOODWILL, COMPUTER FAILURE OR MALFUNCTION AND, TO THE EXTENT PERMITTED BY LAW, DAMAGES FOR PERSONAL INJURIES, EVEN IF ACTIVISION HAS BEEN ADVISED OF THE POSSIBILITY OF SUCH DAMAGES. ACTIVISION'S LIABILITY SHALL NOT EXCEED THE ACTUAL PRICE PAID FOR THE LICENSE TO USE THIS PROGRAM. SOME STATES/COUNTRIES DO NOT ALLOW LIMITATIONS ON HOW LONG AN IMPLIED WARRANTY LASTS AND/OR THE EXCLUSION OR LIMITATION OF INCIDENTAL OR CONSEQUENTIAL DAMAGES, SO THE ABOVE LIMITATIONS AND/OR EXCLUSION OR LIMITATION OF LIABILITY MAY NOT APPLY TO YOU. THIS WARRANTY GIVES YOU SPECIFIC LEGAL RIGHTS, AND YOU MAY HAVE OTHER RIGHTS WHICH VARY FROM JURISDICTION TO JURISDICTION.

TERMINATION. Without prejudice to any other rights of Activision, this Agreement will terminate automatically if you fail to comply with its terms and conditions. In such event, you must destroy all copies of this Program and all of its component parts.

U.S. GOVERNMENT RESTRICTED RIGHTS. The Program and documentation have been developed entirely at private expense and are provided as "Commercial Computer Software" or "restricted computer software." Use, duplication or disclosure by the U.S. Government or a U.S. Government subcontractor is subject to the restrictions set forth in subparagraph (c)(1)(ii) of the Rights in Technical Data and Computer Software clauses in DFARS 252.227-7013 or as set forth in subparagraph (c)(1) and (2) of the Commercial Computer Software Restricted Rights clauses at FAR 52.227-19, as applicable. The Contractor/ Manufacturer is Activision, Inc., 3100 Ocean Park Boulevard, Santa Monica, California 90405.

INJUNCTION. Because Activision would be irreparably damaged if the terms of this Agreement were not specifically enforced, you agree that Activision shall be entitled, without bond, other security or proof of damages, to appropriate equitable remedies with respect to breaches of this Agreement, in addition to such other remedies as Activision may otherwise have under applicable laws.

INDEMNITY. You agree to indemnify, defend and hold Activision, its partners, affiliates, contractors, officers, directors, employees and agents harmless from all damages, losses and expenses arising directly or indirectly from your acts and omissions to act in using the Product pursuant to the terms of this Agreement.

MISCELLANEOUS. This Agreement represents the complete agreement concerning this license between the parties and supersedes all prior agreements and representations between them. It may be amended only by a writing executed by both parties. If any provision of this Agreement is held to be unenforceable for any reason, such provision shall be reformed only to the extent necessary to make it enforceable and the remaining provisions of this Agreement shall not be affected. This Agreement shall be construed under California law as such law is applied to agreements between California residents entered into and to be performed within California, except as governed by federal law and you consent to the exclusive jurisdiction of the state and federal courts in Los Angeles, California. If you have any questions concerning this license, you may contact Activision at 3100 Ocean Park Boulevard, Santa Monica, California 90405, (310) 255-2000, /Attn. Business and Legal Affairs, legal@activision.com.



TAKE A SHOT AT THE TITLE

ACTIVISION

Activision Publishing, Inc. P.O. Box 67713, Los Angeles, CA 90067 75097.226.US

©2005 Activision, Inc. and its affiliates. Activision is a registered trademark of Activision, Inc. All rights reserved. World Series of Poker, chip logo and related indicia are registered trademarks or trademarks of Harrah's License Company, LLC. and used under license. All rights reserved. GameSpy and the "Powered by GameSpy" design are trademarks of GameSpy Industries, Inc. All rights reserved. All other trademarks and trade names are the properties of their respective owners.

EVERYONE 10+



**Mild Language
Simulated Gambling**

ESRB CONTENT RATING

www.esrb.org