

*Journal*

**WARNING: READ BEFORE USING YOUR PLAYSTATION®2 COMPUTER ENTERTAINMENT SYSTEM.**

A very small percentage of individuals may experience epileptic seizures when exposed to certain light patterns or flashing lights. Exposure to certain patterns or backgrounds on a television screen or while playing video games, including games played on the PlayStation 2 console, may induce an epileptic seizure in these individuals. Certain conditions may induce previously undetected epileptic symptoms even in persons who have no history of prior seizures or epilepsy. If you, or anyone in your family, has an epileptic condition, consult your physician prior to playing. If you experience any of the following symptoms while playing a video game—dizziness, altered vision, eye or muscle twitches, loss of awareness, disorientation, any involuntary movement, or convulsions—IMMEDIATELY discontinue use and consult your physician before resuming play.

**WARNING TO OWNERS OF PROJECTION TELEVISIONS:**

Do not connect your PlayStation 2 console to a projection TV without first consulting the user manual for your projection TV, unless it is of the LCD type. Otherwise, it may permanently damage your TV screen.

**USE OF UNAUTHORIZED PRODUCT:**

The use of software or peripherals not authorized by Sony Computer Entertainment America may damage your console and/or invalidate your warranty. Only official or licensed peripherals should be used in the controller ports or memory card slots.

**HANDLING YOUR PLAYSTATION 2 FORMAT DISC:**

- This disc is intended for use only with PlayStation 2 consoles with the NTSC U/C designation.
- Do not bend it, crush it or submerge it in liquids.
- Do not leave it in direct sunlight or near a radiator or other source of heat.
- Be sure to take an occasional rest break during extended play.
- Keep this compact disc clean. Always hold the disc by the edges and keep it in its protective case when not in use. Clean the disc with a lint-free, soft, dry cloth, wiping in straight lines from center to outer edge. Never use solvents or abrasive cleaners.

**Twisted Metal:Black™ Tips and Hints  
PlayStation®2 Hint Line**

Hints for all games produced by SCEA are available:

Within the U.S.: **1-900-933-SONY (1-900-933-7669)**

\$0.95/min. auto hints, \$6.95-\$16.95 for tips by mail (subject to availability), \$5.00-\$20.00 for card recharge

Within Canada: **1-900-451-5757** \$1.50/min. auto hints

Automated support is available 24 hours a day, 7 days a week.

This hint line supports games produced by Sony Computer Entertainment America. No hints will be given on our Consumer Service Line. Callers under 18 years of age, please obtain permission from a parent or guardian before calling. This service requires a touch-tone phone.

**Consumer Service/Technical Support 1-800-345-SONY (1-800-345-7669)**


Call this number for help with technical support, installation or general questions regarding the PlayStation 2 game console and its peripherals. Representatives are available Monday – Saturday: 6AM-8PM (PST), Sunday: 7AM-6:30PM (PST).

**PlayStation 2 Online: [www.scea.com](http://www.scea.com)**

Our news is always hot! Visit our website and find out what's happening—new titles, new products and the latest information about the PlayStation 2 computer entertainment system.

# Contents

2	Introduction
4	Getting Started
5	Controls
6	Gameplay Screen [HUD]
6	Main Menu
7	Options
10	Game Modes
10	One Player
	Story
	Challenge
	Endurance
11	Multi-player
	2 - 4 Player Death Match
	2 Player Co-op Story
	2 Player Last Man Standing
14	Weapons/Energy Attacks
14	Weapon Pick-Ups
16	Skill-based Pick-Ups
18	Other Pick-Ups
20	Energy Attacks
21	Repair Station
24	Characters/Vehicles
24	Junkyard Dog
25	Brimstone
26	Outlaw
27	Mr. Grimm
28	Roadkill
29	Crazy 8
30	Spectre
31	Darkside
32	Shadow
33	Sweet Tooth
34	Yellow Jacket
35	Axel
38	Battlegrounds
44	Credits
53	Warranty



This Journal Belongs To:

FRANK McCUTGHEON

~~AKA~~  
NO FACE

FEB 14

MY THERAPIST SAYS I SHOULD KEEP A JOURNAL; HE SAYS IT'LL MAKE ME FEEL BETTER. BUT I DONT THINK ANYTHING'LL EVER REPLACE THE LOSS I'VE SUFFERED... SCREW HIM WHEN I GOT SOMETHING TO WRITE ABOUT... I'LL LET YOU KNOW.



APRIL 19

YOU'RE NEVER GONNA BELIEVE  
WHO MY NEIGHBOR IS IN THE  
NEXT CELL. THAT JELK OFF  
CLOWN SERIAL KILLER FROM  
THE NEWSPAPERS... GLAD THEY  
CAUGHT THE FREAK, BUT HE KEEPS  
MUMBUNG THE SAME WORDS OVER  
AND OVER...

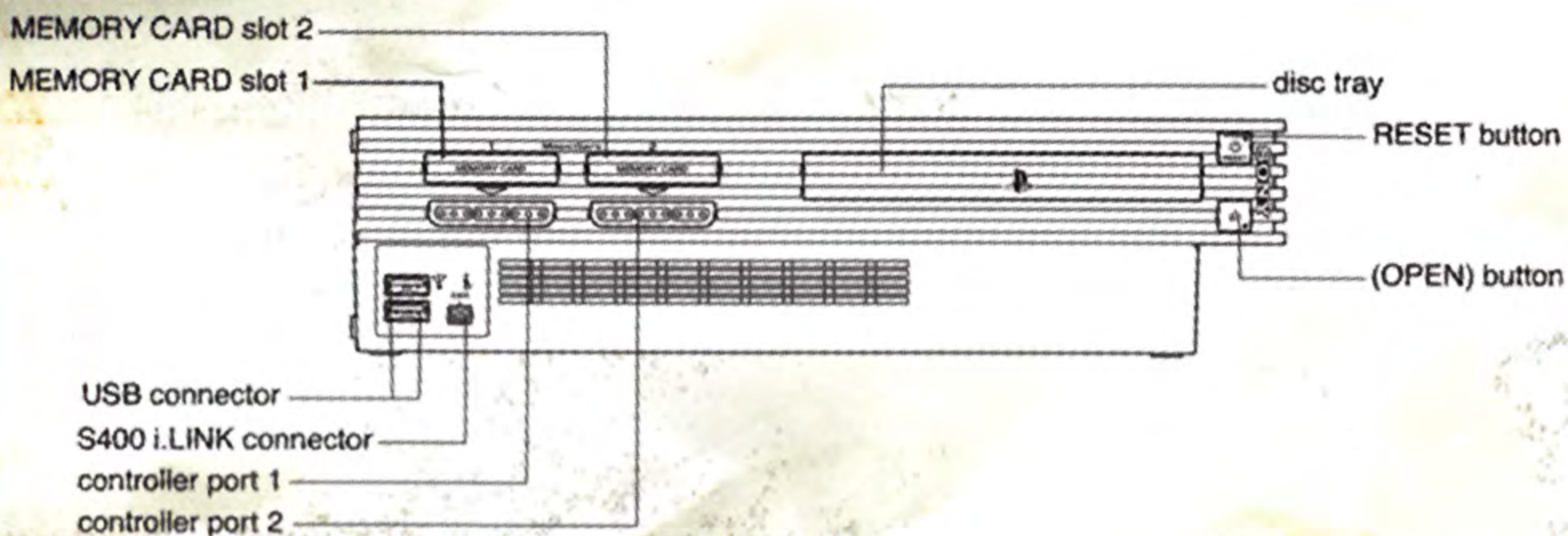
I WONDER IF I SHOULD BE  
WORRIED... THEN AGAIN, IF HE  
KILLED ME, I'D BE OUT OF THIS PLACE.

JUNE 19

WELL WHADAYA KNOW? SOMETHING  
EVENTFUL JUST HAPPENED. THIS GUY-  
CALLS HIMSELF CALYPSO - COMES  
INTO MY CELL. FROM THE LOOKS  
OF THINGS, HE KILLED ABOUT  
15 GUARDS JUST TO GET TO ME.  
SAYS HE WANTS ME TO BE A  
PART OF HIS CONTEST, SAYS IF  
I WIN, I'LL GET TO CONFRONT  
THE MAN WHO DID THIS TO MY FACE.

STATISTICS  
**Injustice: The  
American Way**

# GETTING STARTED



Set up your PlayStation®2 computer entertainment system according to the instructions in its Instruction Manual. Make sure the MAIN POWER switch (located in the back of the console) is turned ON. Press the RESET button. When the power indicator lights up, press the open button and the disc tray will open. Place the Twisted Metal:Black™ disc on the disc tray with the label side facing up. Press the open button again and the disc tray will close. Attach game controllers and other peripherals, as appropriate. Follow on-screen instructions and refer to this manual for information on using the software.

SPLREN

MACHINE

FOR THE ADDICT

# CONTROLS



The following describes the CLASSIC [default] control layout.

- △ . . . . .Rear View
- . . . . .Brake
- × . . . . .Tight Turn
- . . . . .Gas [press twice and hold for Turbo]

Directional Button ↑ . . . . .Forward

Directional Button ↓ . . . . .Reverse

Directional Button ←/→ . . . . .Steer

**L1** button . . . . .Cycle Weapons Left

**R1** button . . . . .Cycle Weapons Right

**L2** button . . . . .Fire Weapon

**R2** button . . . . .Fire Machine Gun

Left analog stick . . .Steering

Right analog stick . .Gas / Brake

R3 button . . . . .Turbo

L3 button . . . . .Tight Turn

Start button . . . . .Pause

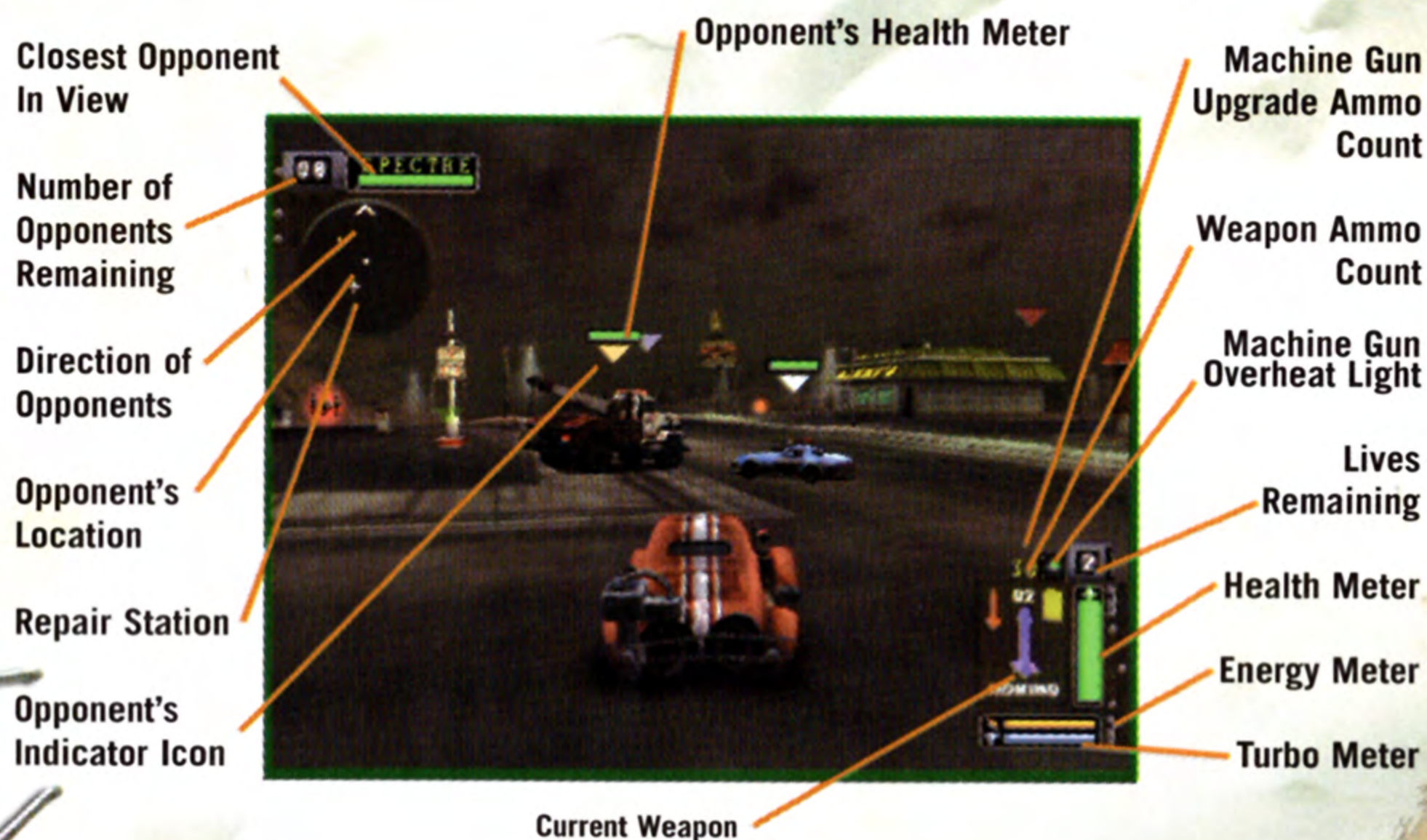
Select button . . . . .Change View/Weapon Display

[Select + Directional Button Down (↓) = Change View]

[Select + Directional Button Right (→) = Change Weapon Display]

HISLE  
 MEAT  
 IN THE

# GAMEPLAY SCREEN DESCRIPTION [HUD]



WHEN CALYPSO VISITED ME THAT NIGHT, HE ALSO VISITED A BUNCH OF OTHER LUNATICS LIKE ME. HEL, PEOPLE A LOT STRANGER THAN ME, +0 BE HONEST, BUT WE ALL GOT NOTHING TO LOSE. SO WE ALL AGREED TO PLAY. I GUESS I'M GONNA HAVE TO GET THESE OTHER FREAKS JUST TO GET MY REVENGE.

## MAIN MENU

Learn the stories behind this year's TWISTED METAL contestants by selecting ONE PLAYER Story Mode. If a pure battle is more to your liking, try one of these modes: Challenge, Endurance, Death Match or Last Man Standing.





Select from one of the following list of options.

**one player:** Battle alone in either Story, Challenge, or Endurance Mode.

**multi-player:** Fight with up to 4 players in Death Match Mode or select 2 Player Co-Op Story or 2 Player Last Man Standing.

**options:** Adjust the game settings.

**movies:** View the in-game movies that you have unlocked through gameplay.

**load game:** Load a previously saved game. To load a saved game, select the memory card slot of the memory card (8MB) (for

PlayStation®2) with the saved game to be loaded. Press the **X** button to load the saved game.

NOTE: Upon boot-up, with a memory card inserted, the game will auto-load any saved options settings, unlocked items, and Endurance Mode High Score.

## OPTIONS MENU

**Difficulty:** Easy, Medium, or Hard

**Controls:** Classic, Run 'N Gun, or Control Freak. Press [**←** or **→**] to view the alternate control layouts.

**Vibration:** Turn ON/OFF the vibration function of the DUALSHOCK™ 2 analog controller.

**FX Volume:** Adjust the sound effects volume.

**Music Volume:** Adjust the background music volume.

**Brightness:** Adjust the brightness level of the screen.

### Save to Memory Card (8MB) (for PlayStation®2)

To save the Option Settings, Endurance Mode High Score and any unlocked Movies, select the memory card slot of the memory card (8MB) (for PlayStation®2) to be saved to. Press [**X**] to save the game. When saving the game for the first time, ensure that the memory card (8MB) (for PlayStation®2) has 82KB of space or more available.

NOTE: When playing Story Mode, you can save your progress after successfully completing each level. Memory Card slots 1, 1-A, 1-B, 1-C, 1-D, and 2 are supported.

ANYONE LESS  
THAN MYSELF



DOLLEACE



JUNE 21

PEOPLE ASK HOW I CAN DRIVE  
WITHOUT MY EYES. I DUNNO REALLY.  
IT'S LIKE ALL MY OTHER SENSES,  
THEY'VE GOTTEN ~~BETTER~~ BETTER... STRONGER.  
I DROVE BY A GROUP OF KIDS TODAY,  
JUST GETTING OUT OF SCHOOL. I  
DON'T KNOW HOW BUT I KNOW  
THEY WERE LOOKIN' AT ME.  
I KNOW THEY WERE AFRAID...  
I COULD ... SMELL IT! AND I  
CAN SENSE THE DOL TOO... I  
CAN FEEL HIM... I KNOW HE'S  
OUT THERE,, AND WHEN I WIN  
CALYPSO'S GONNA DELIVER  
HIM TO ME ON A SILVER  
PLATTER...



**AUTOMATIC**

**POWER**

Blossom's Independent Voice Since 18...

WEDNESDAY, OCTOBER 11, 2000

Number 731  
Morning Gazette

# Sweet Tooth!

## Serial Killer on the Loose!

Another Day.  
Another Murd'  
What's Ne

BY GRANT LUKE

2001. GOOD MORNING GAZETTE  
P... New

## GAME MODES

### One Player

#### Story

Choose a vehicle and advance through the battlegrounds to unlock the story.

#### Challenge

Choose a vehicle and battleground. Then challenge computer-controlled opponents in a fight to the finish. This mode is great for learning the intricacies of the battlegrounds and the way each opponent fights.

#### Endurance

Choose a vehicle, a battleground and fight an endless series of opponents using a single vehicle. Unlock secret levels if you destroy enough opponents.



ARE PERMIT DON'T KNOW  
 ONE WAS MORE IMPORTANT  
 OR OTHERS. FORGET TRY  
 TO SOMETHING MORE PR.  
 LESS IMPORTANT TO THE  
 GOOD. CITY SET PEOPLE -  
 KNOWN BETTER THAN THIS  
 FLAVOR IS BELOCKED DOORS  
 RUBIOUS SOLIDUS. A WARM  
 WHAT HE CAN BEFORE  
 ANSWER SETS IN.  
 EVERY BY OTHERS & THE  
 NO ONLY THINK THEY  
 REACTANT AS BUSINESS  
 SPREAD THE CITY'S CLOUD  
 HEARD TO TURNOUT THEY  
 TO THE KATE - BACK  
 FOR WEEKS! A DIVINE  
 OF A FULL CHARGED  
 TRY ON PAIN - NOT  
 THEM A SAVING HAND  
 THEM ASLEEP!  
 THE BRUOS OVER A.  
 LEAVE SATURATED AND  
 WORK TO WHERE DREAM  
 DISUNITE. A  
 NOT TO FIND THE BEST  
 SEEM - WHAT THEM!  
 MIND WITH THEM!  
 MINIMUM...

## Multi-Player

### 2-4P Death Match

2 to 4 Players choose their vehicles and a battleground, then battle each other to the finish. Teams can be formed with 3 or more players.

Note: Playing 3 or 4 player Death Match Mode requires the multitap (for PlayStation®2). Ensure that the multitap (for PlayStation®2) is connected to Controller Port 1 and that a controller is connected to Controller Port 1-A.

### 2P Co-Op Story

Two players fight as a team to advance through the battlegrounds.

Note: Both players share one set of lives. If there are 0 lives remaining and either player is destroyed, the game ends.

### 2P Last Man Standing

Two players fight to the end with an identical list of vehicles. The players alternate choosing vehicles - Player 1 chooses the first vehicle, Player 2 chooses the second, Player 1 the third, etc. As each vehicle is destroyed, the player uses the next car on his/her list. The winner is the one who destroys all of his/her opponent's vehicles.





X/OKING  
IN A  
SWARM

JUNE 23

DAMN THAT DOCTOR! MY FACE  
HURTS SO MUCH, I FEEL LIKE  
I WANNA TAKE A KNIFE AND  
JUST SLICE THE DAMN THING  
OFF! IN THE ASYLUM, I WAS  
ONE OF THE CALM ONES...  
I NEVER HURT NOBODY. BUT  
THINGS ARE GETTING TOUGH  
OUT HERE... THIS CONTEST,  
IT AIN'T EASY. I THINK I NEED  
MORE OF A KILLING INSTINCT...  
MAYBE I ~~SHOULD~~ SHOULD STUDY  
THE CLOWN MORE... SEE  
HOW HE DOES IT, MAN...  
AM I READY TO DIE  
FOR REVENGE?



NERVOUS CHILDREN

# WEAPONS

Scattered among the buildings and innocent bystanders is a vast array of weapon pick-ups that contestants can use to destroy each other. Run over the weapon icons to pick them up. Each pick-up is color-coded to match the color of the weapon icon in the Weapon Inventory Box.

Note: Some of these weapons can be "rear-fired", sending the weapon flying backwards towards tailgating opponents. Experiment to find out which ones can be rear-fired. For instructions on how to rear-fire your weapons, see p. 20.

## MACHINE GUN



The standard Machine Gun is good for cutting down any minor obstacles that cross your path. Though its ammunition is unlimited, pay careful attention to the Machine Gun Overheat Light. Once it changes to "red" the Machine Gun needs to cool off before another round can be fired.

## WEAPON PICK-UPS

### MACHINE GUN UPGRADE



The Machine Gun Upgrade increases the Machine Gun's rate of fire and inflicts slightly more damage than the standard Machine Gun. The amount of ammunition is limited, so choose your targets wisely.

### HOMING



The Homing missile has great tracking ability. Fire the weapon and it will relentlessly hunt down the nearest opponent. But its tracking ability does have a price. The warhead inflicts minimal damage and requires multiple hits to take down an opponent.

### FIRE



The Fire missile strikes a balance between the lethality of the Power missile and the tracking ability of the Homing missile. While not as punishing as the Power missile, its scaled-down homing ability increases the chance of hitting opponents.



## POWER

Fire the Power missile and anything in its path will be destroyed. This warhead packs enough explosive power to level a small building, but because it lacks any tracking ability, its long-range usage is limited.



## GAS CAN

In the right hands, this explosive weapon can be extremely devastating. This weapon can be fired forward, but it can also be dropped for a deadly Gas Can Power Up blast.




Firing this weapon hurls a large Gas Can across the sky. As the Gas Can flies through the air, a red targeting reticle follows it along the ground. Let the can soar until it impacts something or press the Fire Weapon button [default: **L2**] again to bring down the incendiary upon the targeting reticle. Any combatants near the targeting reticle will burn from the resulting flames. But for the unfortunates at the center of the targeting reticle, the resulting punishment is far greater.

The Gas Can can be dropped behind (executed by quickly pressing **↓**, **↑**, **↓** on the directional button and then the Fire Weapon button) for unsuspecting opponents in pursuit. Once dropped, either pressing the Fire Weapon button or making contact with the Gas Can will cause it to explode. However, if it is left untouched, the Gas Can will continuously charge up (indicated by the "Gas Can Power Up" on-screen text) and produce a destructive blast unequalled by any other weapon.

## RICO

The Ricochet weapon's disc-shaped design gives it the unique ability to reflect off walls without exploding. Though hurling it forward will crush any opponent, the Ricochet weapon's main power lies in skillfully ricocheting it before impact. If done correctly, a "Bank Shot Bonus" is awarded where the Ricochet weapon's damage is heavily increased.





### ENV

The Environment weapon's abilities are battleground-based and once fired, will trigger attacks from environmental objects. But take note that not all battlegrounds have Environment attacks. Experiment to find what the Environment weapon will do in each battleground.



### SPECIAL

The Special Attack is different for each of the vehicles. Some can even be fired backward. See the Characters/Vehicles descriptions on pp. 24 to 35 for an explanation of each Special Attack.



### SKILL-BASED PICK-UPS

The Skill-based weapon pick-up (a constantly color-changing icon) offers some of the most destructive weapons available. Once collected, one of three Skill-based weapons will be randomly awarded to the player. These weapons require more "skill" and technique to use effectively than the other weapon pick-ups. To master these weapons, extensive practice is mandatory.



### RETICLE

The Reticle weapon offers one of the strongest attacks. Upon selecting the weapon, a five-second timer and green targeting box appear. Pressing the Fire Weapon button [default: **L2**] will begin the timer countdown. If an opponent enters the green targeting box, a targeting reticle will appear, indicating that the target is "locked-on". As long as the opponent remains inside the green box, the targeting reticle will change color from green to yellow to red. The color indicates the number of homing missiles that will be sent rocketing towards the locked-on opponent when the Fire Weapon button is pressed a second time. The closer the color is to red, the more missiles will be delivered. When the maximum number has been reached, the targeting reticle will flash and a "beeping" alert is given. If the weapon is not fired before the timer reaches zero, it will backfire and the attack will be lost!

## SAT

The Satellite weapon reigns down terror from above. Select the weapon and a targeting reticle will appear on the ground. Once the Fire Weapon button [default: **L2**] is pressed, a barrage of missiles is sent soaring skyward as the targeting reticle's color changes from green to yellow to red. The missiles will automatically impact the reticle once it reaches red and flashes. To bring the weapon immediately crashing down upon the targeting reticle, press the Fire Weapon button again. But don't press the Fire Weapon button too quickly. The longer the missiles stay in the air, the more damage will be caused. Also, the closer the opponent is to the center of the targeting reticle upon impact, the more damage he/she will receive.



## ZOOMY

The Zoomy weapon fires a barrage of ten missiles at opponents. If you can score a hit with all ten, you will be rewarded with a large damage bonus.



## OTHER PICK-UPS

### HEALTH

To make quick, minor repairs to your vehicle, collect the Health pick-ups. Though not useful for repairing extensively damaged vehicles, these pick-ups can give you the necessary amount of health to get to a Repair Station for major repairs.




### TURBO

Each vehicle is equipped with Turbo boost. Activate it by quickly pressing the Gas button [default: ] two times and watch your vehicle surge forward. Pay close attention to your Turbo Meter and make sure to pick up bottles of Nitro to refill it.



### BLACK CUBES

These mysterious Black Cubes unlock secret battlegrounds for you to fight in. Look carefully for they are hidden well. Also keep in mind, only certain levels contain the Black Cubes. It's up to you to discover which ones...



### HELICOPTERS

A group of helicopters have been sent by Calypso to deliver pick-ups to the contestants. Be careful not to destroy the helicopters before you've taken the pick-up they carry. Also, the helicopter pick-ups cycle, changing every few seconds. Make sure you time it just right so you can grab the pick-up you really want.





CALYPSO TOOK IT UPON ~~HE~~ HIMSELF  
TO MODIFY EACH OF OUR ~~CARS~~  
VEHICLES TO EXECUTE (I HATE  
THAT WORD) THESE ENERGY  
ATTACKS. I COULDN'T IMAGINE  
HIM TOUCHING MY FATHER'S  
PRIZED CAR... BUT I LET  
IT GO, ANYTHING THAT WILL  
MAKE IT EASIER TO GET  
MY WISH IS OK WITH ME..



## ENERGY ATTACKS

Every vehicle has the ability to perform Energy Attacks with energy drawn from a constantly recharging Energy Meter. Each Energy Attack requires a different amount of energy, so without the required amount, energy-hungry attacks, such as the Shield, cannot be executed.

To perform each of the following, quickly press the directional button in the order indicated.

Note: To execute Energy Attacks with the left analog stick, move the left analog stick in the order indicated and immediately press the L3 button.

Energy Attack	Description	Command
Freeze	An ice-based projectile that temporarily freezes opponents in their tracks. To break a freeze, rapidly press any controller button. Avoid freezing an already frozen opponent otherwise you'll receive a "Cheap Shot" and the weapon will backfire.	↑, ↓, ↑
Mine	A rear-dropped land mine that explodes upon impact.	→, ←, ↓
Charge-Up Mine	A land mine that causes more damage.	→, ←, ↓ (hold ↓ for one second)
Invisibility	Once executed, your vehicle temporarily "disappears" from sight and radar, making this perfect for sneak attacks or escaping opponents.	←, ←, ↓, ↓
Shield	A temporary energy shield that can withstand all opponent attacks.	→, →, ↓, ↓
Jump	This move is perfect for clearing low-flying projectiles.	Cycle Weapons left button + Cycle Weapons right button (simultaneously)
Rear-fire Weapon (does not require energy to execute)	Rear-fires the selected Weapon (functions only if a Weapon pick-up is available).	←, →, ↓ + Fire Weapon button

2296789

CONTROL

# REPAIR STATIONS

Located in each battleground are Repair Stations (look for the "+" symbol on the Radar). Drive up the ramp and the vehicle's structure will be restored. Use them sparingly, because the Repair Stations are designed for only a limited number of repairs.





LIFE = DESTRUCTION



● body  
**PARTS**

set yourself free



CAPACITY OF CLONES



ALTA

JUNE 25

ALL OF THESE OTHER DRIVERS...  
LAUGHING SCREAMING OUT AS  
THEY RACE BY... THE DEVIL  
HIMSELF MUST BE IN THEIR  
HEARTS. BEFORE EVERY FIGHT, I  
USED TO PRAY... PRAY FOR PROTECTION.  
BUT NO ONE ANSWERED MY PRAYERS...  
THAT'S HOW I ENDED UP HERE.  
MAYBE THE ONLY WAY OUT IS  
TO ASK THE DEVIL FOR A FAVOR.



# CHARACTERS AND VEHICLES

Calypso's tournament can't take place without willing participants. Each of the following contestants has spent extensive time behind the asylum's walls...now that they're out, who knows what they'll do.

HASRE

## JUNKYARD DOG

**Driver:** BILLY RAY STILLWELL



Billy Ray Stillwell was a simple farmer. He toiled the land on his father's farm with his wife (naturally, his high school sweetheart). Life was simple and good.

Every afternoon, Billy Ray walked the fields to observe his crops. He figured that it would only be another two weeks until his corn was ready to be harvested. The crop looked good this year, better than he had expected. Maybe with the extra money, he could buy that ring his wife had seen in the city. She had been with him through the worst of times. She truly deserved it... didn't she?



**Vehicle:** JUNKYARD DOG

Billy Ray's vehicle, the Junkyard Dog, is a run-down tow truck that helps him earn a second income. At night, along the country road, he tows stranded motorists to the local mechanic for repairs. Its Special Attack is a launchable spiked ball that dangles from the truck's tow arm. Press the Fire Weapon button [default:

**L2**] once to hurl it and a second time to bring it down upon the targeting reticle.

## BRIMSTONE

**Driver:** PREACHER

Though only an evangelist, Preacher travels from town to town in hopes of sharing his religious vision with anyone who will listen. He hopes to eventually gain forgiveness and be allowed back into the Lord's good graces. His tireless pursuit to become ordained has led many, even his followers, to believe that he is actually a fanatic, driven by excessive madness.

**Vehicle:** BRIMSTONE

This rusty, travel-worn vehicle serves as Preacher's traveling church and also his place for penance. Chained and shackled in the back is a poor soul who refuses to answer for his sins. Beware Brimstone's Special Attack - Preacher has convinced his followers that death is the only option for those who refuse to believe. A maniacal follower fully strapped with dynamite is hurled towards opponents to grab onto the vehicle's roof. Once he makes contact, he'll sacrifice himself in the hopes that the opponent's sins will be redeemed.



## OUTLAW

**Driver:** AGENT STONE

Agent Stone comes from a family with a strong tradition in law enforcement. Both his father and uncle were cops, and so was their father. When he graduated from school, Agent Stone followed in their footsteps and joined the police force.



During his training, it was discovered that he was an exceptional shot - one of the best. That was when he was assigned as a sniper.

People always wondered if Agent Stone minded killing, but to him it was part of the job. On the rare occasions that he did have to use lethal force, there was never another choice. It was either kill the bad guys or somebody's son or daughter didn't come home that night. He was their guardian angel, they needed him and his abilities.

But deep inside, Agent Stone was getting restless...



**Vehicle:** OUTLAW

Outlaw is the standard issue armored SUV of the SWAT team. Its Special Attack comes in two forms. Fire the Special Attack and Agent Stone will rise up from inside Outlaw as his custom-made, rapid-fire, rotating turret relentlessly fires at any nearby opponents. If Agent Stone

can directly line up an opponent with his laser sight, rapidly pressing the Fire Weapon button [default: **L2**] will send an onslaught of missiles and bullets toward the target.

## MR. GRIMM

**Driver:** MR. GRIMM

Mr. Grimm and his best friend Benny were drafted into the war when they were only 18 years old. Straight out of high school, neither one was prepared for the terror of the Vietnam jungles. Their army was outnumbered, outclassed and unprepared. Platoon after platoon fought the enemy bravely, but quickly fell. The horrors of each battle tortured the survivors. The screams from nightmares could be heard in the trenches each night.

Mr. Grimm and Benny saw their comrades fall ten at a time... they knew that their time would come too. They swore to always watch each other's back...



**Vehicle:** ARMORED MOTORCYCLE

Mr. Grimm stole his Commander's armored motorcycle after he had seen him ripped to shreds by friendly fire. Its Special Attack, a scythe once used to clear the fields in Vietnam, now delivers a quick, but explosive, death to combatants. It is one of the most powerful Special Attacks available, but it is also one of the most difficult to use.



## ROADKILL


**Driver:** JOHN DOE

John Doe can't remember who he is, what he did, or whom he did it to. The only thing he knows is that his body is covered in tattoos that could possibly reveal the past to him. One day he's going to discover the truth... but will he like what he finds?



**Vehicle:** ROADKILL

Roadkill's creation is as mysterious as its driver. John Doe only knows that Roadkill is his to drive and that it is equipped to win. For its Special Attack, Roadkill fires a series of missiles. The longer the Fire Weapon button [default: **L2**] is depressed the more missiles will be fired in a single volley. Watch as the missile indicators light up one after the other. Once it is fully charged, the lights will flash, indicating that it is charged for maximum damage. Make sure to fire it right away. Holding onto the charge too long will backfire, resulting in a lost attack.



**Penalty of Death**

Sanctioning someone to b

## CRAZY 8

**Driver:** Frank McCutcheon  
(AKA: No-Face)


No-Face was a boxer at the local gym. His father was a championship boxer. Bout after bout, his dad knocked out fighter after fighter, most often in the first round. No-Face knew he had a champion's blood in him.

But unlike his father, No-Face has never been a contender for the National Title. Each week he fought purely for the love of the sport. Every fight would go the distance and the fans loved the show that No-Face put on.

Tonight's bout was going to be an easy one. The bookmakers had listed him as a favorite against the newcomer. No-Face's confidence was strong. But all that changed once he stepped into the ring...

**Vehicle:** CRAZY 8

No-Face drives the very car that his father won in a title match many years ago. Its dated appearance hides its advanced Special Attack. When initiated, Crazy 8's Special Attack surrounds the car in an electric surge that seeks out nearby targets. An additional surge explodes with every tap of the Fire Weapon button [default: **L2**] (press it repeatedly for max damage). The electric field can also be charged up by pressing the directional button rapidly three times in the direction of the enemy (up, left, down or right) before pressing the Fire Weapon button. Make sure to keep opponents close, otherwise the electric connection will be lost.



WATCHING  
ME



## SPECTRE

Driver: BLOODY MARY

Mary was the odd girl out during school.

Her mom always assured her that she was just a "late bloomer." But those

pleasantries didn't help much. Her first love was in grade school. Nervously she told the boy of her feelings for him...she had been working up the courage for months. She poured her heart and soul out to the young boy. His response couldn't have been worse... "I wouldn't kiss you in a million years, you ugly fat cow." With a shove, he pushed Mary into a pile of mud. Hurt and outraged, she knew she had to punish him. After that, she was never the same again...


love.




Vehicle: SPECTRE

While attending one of her friend's weddings, Bloody Mary ripped off the bride's brand new sports car and escaped unnoticed. Its Special Attack is a screaming fiery missile that locks-on to its target. Once target lock-on is achieved (signified by the Opponent's Indicator Icon changing to red), press the Fire Weapon

button [default: **L2**] to send the missile flying. It will burrow underground and through walls to relentlessly reach its target. Listen for the Special Attack's signature scream. If you hear it, watch the Radar for a red "+" target lock-on symbol. If it starts to move towards the center of the Radar, run for cover because you're its target.







## DARKSIDE

Driver: DOLLFACE

Dollface grew up in a dysfunctional family. She had no siblings and her father and mother worked fifteen hours a day. At the age of 10, her home life grew even worse when her

mother unexpectedly passed away. For the many years that followed, Dollface would occasionally hear her father mumble "It's all your fault...".

Now, years later, Dollface has a new job with a man who, oddly enough, reminds her of her father...

## Vehicle: DARKSIDE

Darkside was hijacked from the truck driver Dollface hitched a ride from. This armored behemoth is perfect to ram through opponents. When firing the Special Attack, Darkside accelerates to breakneck speed and crashes through anything in its way. Take note that the Special Attack can be rear-fired as well. Plus, ramming an opponent into a wall or "T-sliding" into an opponent will cause greater damage.



TRAMP DOOR



## SHADOW

**Driver:** RAVEN

Her friends called her "Raven" because of her fixation with the starkly black bird and also the black leather and dark makeup she wears.

Raven despises the "in-crowd" at school and disassociates herself as much as possible. But no matter how much she tries to avoid them, they keep picking on her and her small group of friends. "Why can't they just leave us alone?"

One day, her friend fell victim to a prank gone awry. Soon she'll have the chance to set things right...



**Vehicle:** SHADOW

Raven stole the hearse that delivered her friend from the funeral home to the cemetery. The Special Attack gained the hearse the name "Shadow". Firing the Special Attack launches an explosive "shadow" along the ground. It mysteriously travels towards its target as if controlled by dark occult powers. With the Special

Attack fired, press the Fire Weapon button [default: **L2**] a second time and it will detonate in a fiery blast. Be on the look out for a secret Special Attack that shows Raven's true powers.



## SWEET TOOTH

**Driver:** SWEET TOOTH



The first time Sweet Tooth killed someone he didn't even flinch. He did it as skillfully as a trained surgeon and without regrets. After the first one, it was obvious that he had found his calling in life. He quickly developed an insatiable thirst for blood. Sometimes his victims were meticulously hunted down, but most were randomly chosen and just unlucky to have crossed his path. No one was safe.




VIOLENCE  
Programming Behavior  
sch. week, children

### Vehicle:

TASTY TREATS  
ICE CREAM TRUCK

This ice cream truck's whimsical nature hides the truck's true function - a place for Sweet Tooth to commit his treacherous acts. Its appearance makes it easy to lure his most innocent victims. And more often than not, the freezer is used to store other "items" besides the frozen treats Sweet Tooth sells. The truck's heavy control and slow speed are offset by the devastating nature of its Special Attack.



2

Goodbye

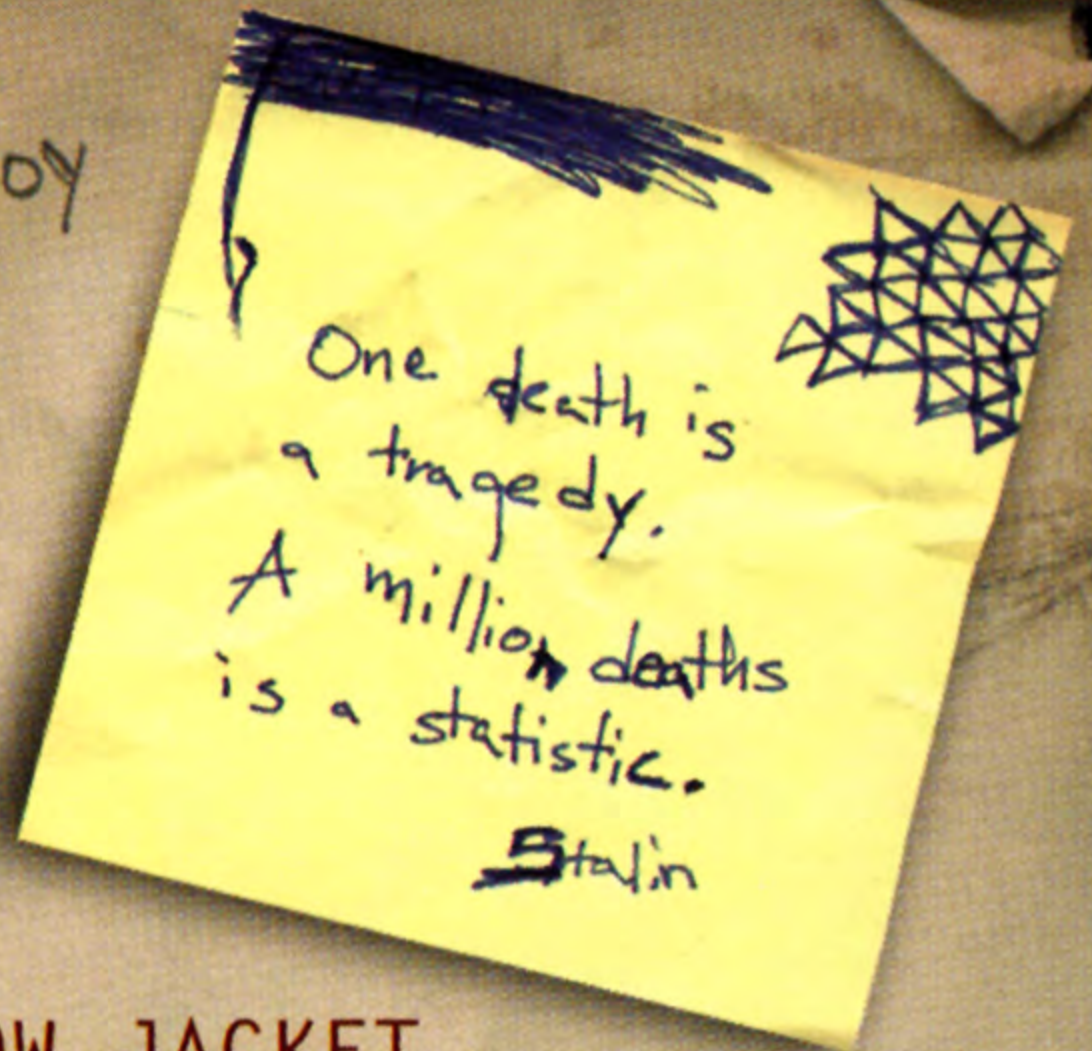
selling a ve

FREAK

ALL WORK AND NO PLAY  
MAKES FRANK A DULL BOY

## BONUS CHARACTERS/ VEHICLES

Calypso has invited four more contestants to participate. But it's up to you to find each one of them. Search carefully if you wish to find them.



### YELLOW JACKET

**Driver:** CHARLIE KANE and SON

Charlie's son was like most normal boys. He brought home good grades, was respectful to everyone he met...an all around well-mannered child. It was his older brother that the rest of the neighborhood talked about though - the really bad Kane child. Everyone knew about him. But even the terror that


he brought could not disturb the close relationship of Charlie and his younger son. They were the joy and light in each other's eyes. Nothing could separate them... not even death.

**Vehicle:** YELLOW JACKET

Yellow Jacket is the taxicab that Charlie drove almost every day. It is also the same taxicab that he was murdered in. For the Special Attack, eight explosive-tipped spikes protrude from all sides of Yellow Jacket. Either press the Fire Weapon button [default: **L2**] to launch the sharp spikes or ram an opponent to drive them deep into the metal, causing even more damage. To experience the Special Attack's true power, try "Turbo" ramming your opponents with the spikes exposed.



MACHINE



**AXEL**

**Driver:** AXEL

Axel enters the contest to find and kill the man who murdered his wife. He knows that revenge is the only thing that will ease his anguish. But is he prepared to face his true love's killer?



**Vehicle:** AXEL'S TWO-WHEELED MACHINE

Fueled by pain and anger, Axel builds the two-wheeled death machine for penance. He straps himself between the giant wheels to punish himself for the death of his wife. His guilt is eased each time his bare feet are shredded along the ground. Axel's Special Attack lets loose an electrified ring to damage nearby opponents. Rumored is a secondary Special Attack that advantageously uses the giant wheels.



Can you find out who/what are the other two bonus characters/vehicles?

POST



SWEET TOOTH

AP Photo/Bliss/Corbis

# Entire Supermarket Butchered By Ice Cream Truck Killer

MARK VALLEDOR  
2000, GOOD MORNING GAZETTE  
BROOKLYN, New York  
prosecution witness

quiet. We don't solicit anything.  
We don't advertise. We don't  
publish." Despite his profile, Dir

- ...electrocution: 1 in 550,300
- ...accidental poisoning: 1 in 27,000
- ...prescription drugs: 1 in 1,000
- ...a doctor's malpractice: 1 in 90,000
- ...a murderer: 1 in 12,857
- ...the police: 1 in 787,193
- ...a vicious dog: 1 in 11,534,000
- ...bees: 1 in 5,895,200
- ...venomous animals or plants: 1 in 3,901,235
- ...drowning: 1 in 67,008
- ...drowning in your bathtub: 1 in 803,891
- ...a falling object: 1 in 362,410
- ...lightning: 1 in 4,210,857
- ...fireworks: 1 in 29,476,000
- ...a war: 1 in 20,406,462





JUNE 28

WHEN I WAS A BOY, MY FATHER  
USED TO TAKE ME TO THE FIGHTS.  
I USED TO INFLECT THAT  
KIND OF PAIN ... TO SEE  
THAT BLOOD GUSHING AND KNOW  
IT WAS ALL BECAUSE OF ME, I  
USED TO PRACTICE ON MY  
~~W~~ BROTHER ... AND THE  
OTHER KIDS IN THE  
NEIGHBORHOOD. AFTER SCHOOL,  
I KNEW THE ONLY THING I  
COULD EVER BE WAS A FIGHTER ...  
WHO KNEW IT COULD ALL  
GO SO WRONG.

MEAT ON  
A  
stick

**Unbeatable**

# BATTLEGROUND

Each battleground is filled with its own challenges and pick-ups to optimize destruction... Almost everything is open game... the houses, buildings and helicopters. Lob a Gas Can or two and see what happens.



## JUNKYARD

The Junkyard continues to function obliviously, despite the battle. Take caution of the car crushers that will take out unsuspecting victims. The ENV weapon involves the abandoned warplane. Use it and watch your opponents scramble for cover.



## SUBURBS

Prepare to battle in a dark suburbia where condemned buildings and an asylum reside. Watch out for the pedestrians and fodder-cars that line the streets. Blast into the mall for access to pick-ups and a place to catch your breath. But beware the lightning storm brewing overhead.



## FREEWAY

Battle along the freeways of Midtown, a huge city that teems with life. Take the exit ramps to launch into the upper floors of the State Hospital or to join the sprint races in the local stadium. Try to avoid the speeding traffic that gets in the way. Or you could simply run them down...





## DOWNTOWN

The seedy streets of Downtown are the perfect setting to do battle with the other inmates. The tall buildings make it difficult to see missiles coming around the corner. Also, be careful where you fire your weapons because there are many innocent bystanders walking the streets. The aqueducts holding the city's water supply aren't very safe either. The R&D Chemical plant has decided to use it as their toxic dumping ground.



## HIGHWAY LOOP

The highly trafficked Highway Loop is a circuit of death. The design of this battleground leaves you open to attacks from the front as well as the rear. Plus since there aren't too many places to hide, expect to be constantly bombarded by your opponents. Watch out for the missing barricades because the much-needed highway repair has fallen behind schedule - one wrong move and you'll plummet to your death.



## PRISON PASSAGE

On this battleground, fight in and above the bowels of a ship destined for a desolate prison island. The battleground is huge, so be sure to explore it thoroughly. But beware, no one has ever gotten off the island...



The Ideal and Not So Ideal

## SNOWY ROADS

This small battleground is extremely treacherous; a wrong turn will send you tumbling down the side of the mountain. The snow cuts down on visibility and the narrow passageways are sure to make the combat fierce and unpredictable.

## DRIVE-IN MOVIE

An old Drive-in Movie site sets the stage for this battleground. Its flat open ground is perfect for all-out warfare. But don't get too caught up in the fight, otherwise you'll miss the battle unfolding on the big screen.

## SKYSCRAPERS

High above the city are the rooftops of the corporate-owned Skyscrapers. Without fences, railings or walls to hold visitors in, the Skyscrapers are a very dangerous place to be. Driving too fast or getting blasted near the edge will send you plummeting to the smog-congested streets below. Also, the abandoned church across the way begs to be explored...so does the downed jumbo jet strewn across the rooftops.

## MULTI-PLAYER BATTLEFIELDS

For multi-player battles, you can challenge your friends in any of the battlefields from Story Mode. But better yet, why not try the multi-player only battlefields to really see who's the best?

THEY SAY THE MIND  
BENDS AND TWISTS  
IN ORDER TO DEAL  
WITH THE HORRORS  
OF LIFE . . .



## The Basics of Recovery

Establish our own need for support from friends and family.

Remain hopeful and envisioning a future of growth and development.

Peer support help keep us keep grounded.

Having the right to choose... without it there is no reason.

Knowing that you are not a label a challenge. You are a living, developing person... not an machine.


Protect and nurture our personal selves.

safe niches

natural support

reconcil'

... SOMETIMES THE  
MIND BENDS SO MUCH  
IT SNAPS IN TWO.



NO FACE

REACT

~~July 1~~  
JULY 1



THE END IS NEAR.. I CAN  
SENSE IT. WILL THE DOG BE  
WAITING FOR ME AT THE  
TOURNAMENT'S END? WILL  
I EVEN SURVIVE THAT  
LONG? I HOPE - IF ANYONE  
FOUND THIS JOURNAL - THAT  
YOU'VE LEARNED ~~SOMETHING~~ SOMETHING  
ABOUT ME. I HATE TO DIE  
AND BE FORGOTTEN.

PS - IM LEAVING THIS JOURNAL  
BEHIND FOR THE SUCKER WHO  
FINDS ME MISSING. ~~★~~  
I'VE LEFT BEHIND A BUNCH  
OF NOTES. BUT DON'T TRY  
TO FIND ME... AND DON'T  
WARN THE DOCTOR THAT I'M  
COMING FOR HIM. I DON'T  
WANT TO HAVE TWO PEOPLE  
I GOTTA GO AFTER.

# CREDITS

Game Director/Lead  
Designer  
David Jaffe

Designer  
Steve Ceragioli

Project Manager  
Linda Jo

Concept Art  
Martin Mercer  
Lee Wilson  
Cecil Kim  
Steve Ceragioli

Music Director  
Chuck Doud

Lead Sound Designer  
Brad Aldredge

Original In-Game Music  
Mike Reagan and  
Gregory J. Hainer of  
SCORPIO SOUND, LLC

Additional  
Cinematic Music  
Tristan des Pres

SFX Sound Editing  
Brad Aldredge  
Tristan des Pres  
Chris Jahnkow

Cinematic Audio-Post  
Tristan des Pres

Additional Sound  
Chuck Carr and  
Joel Copen

## MOVIES

Stories  
Jeff Goldsmith/  
Unlikely Films,  
David Jaffe

Dialogue &  
Additional Stories  
Paul Jenkins

CG Animated Movies  
Foundation Imaging

"Paint It Black"  
Written by Mick Jagger &  
Keith Richards  
Performed by  
The Rolling Stones  
Published by ABKCO  
Music, Inc. [BMI]  
By arrangement with  
ABKCO Records

## EDITING/POST EFFECTS

Cinematics Supervisor  
Scott McMahon

CG Supervisor  
Bob Estus

Editing/Compositing  
Supervisor  
Jeff Vargas

Cinematic Production  
Coordinator  
Gina Cafasso

Editor/Compositors  
Joe Estus  
Gene Strocchio

Storyboards &  
Concept Art  
Martin Mercer

Concept Art  
Shino Arihara

DABED

WHM

Game Shell Art &  
Transition Movies  
Argonaut Films

Bonus Movie &  
Additional Artwork  
Axiom Films/  
Origin Studios

Storyboards  
Stephen De Bonrepos  
Collin Grant  
Tim Holtrop  
Jan Jensen  
Manuel Plank  
Steve Werblun  
Steve Worthington

### VOICE ACTORS

Billy Ray Stillwell  
Michael Sorich

Bloody Mary  
Mary Fleming

DollFace  
Maria Brady

John Doe, WarHawk  
Adam Segen

Preacher, Cop #2  
Robert Ayers

Raven  
Katie Joseph

Sweet Tooth, No-Face,  
Agent Stone, Axel  
J.S. Gilbert

Cage  
Joe Herrschaft

Taxi Boy  
Ian Axness

Commanding Officer  
Jay Richards, Jr.

Dr. Hatch  
Bill Glanting

Scared Man  
Paul Olsen

set yourself free



(Credits Cont.)

Vice President of  
Product Development  
Shuhei Yoshida

Director of  
Product Development  
Allan Becker

Sr. Project Manager  
Barbara House

Technical Director  
Jon Steele

Director of Art  
Shannon Studstill

Production Coordinator  
Jessica Brunelle

Design Intern  
Adam Orth

Special Thanks  
Emiko Jaffe  
Stacey Ceragioli  
Kelly Flock  
Allan Becker  
Mark Anderson  
Benjamin Harrison  
binky & ali  
bingo  
Mike Giam  
Tianyi Han  
Paul Jenkins  
Doug Kelley  
Jean Pierre La Favvi  
Vincent Matthews  
Marion Metz  
Masa Ogawa  
Joe Piechowski  
Tobin Russell  
Guy Slater

TMalliance.com  
(Mortimer,  
Kent Wicklander &  
Elliot De Aratanha)  
Moms & Dads  
Spouses/Significant  
Others and families  
of the Development team



HASTE



**INCOG INC.  
ENTERTAINMENT**

Producer/Designer  
Scott Campbell

Creative  
Director/Designer  
Kellan Hatch

Technical Director  
Randy Zorko

Game Programmers  
Steve Poulson (Lead)  
Mike Badger  
Pierre Dufresne

Game Shell  
Michael Jackson

Sound and Audio  
Wayne Gregoire

3D Graphic Artists  
Karl Loveridge (Lead)  
Corey Kruitbosch  
Chad Liddell  
Jennifer Fortin  
Kevin Pulley  
Yeon-Seon Kim

Animation  
Lars De Vore  
Jeremy Spencer

Production Artist  
Owen Richardson

Software Tools  
John Crocker (Lead)  
Evan Christensen

Additional Programming  
Kirk Baum  
Bruce Woodard  
Jeff Limback  
Mike Schmidt

Additional 3D  
Graphic Art  
Dylan Jobe  
David Wright

Production Assistant  
Angelic Quintana

Network Administrator  
Mike Schmidt

Test Lead  
Mike Snow

Testers  
Brandon Mantrone  
Danny Webb

Special Thanks  
Kelly Flock,  
Claudia Campbell,  
Ben Jones,  
Danny Webb, Axiom,  
Argonaut Films,  
Spouses/Significant Others  
and families of the  
Development team

Portions of the code,  
Copyright © 1990-2000  
Info-ZIP



TELL YOUR  
FRIENDS  
383 Strokers

## QUALITY ASSURANCE

Director  
Michael Blackledge

Senior Manager  
Ritchard Markelz

Technology Manager  
Kevin Simmons

Project Coordinator  
Fred Dodson

Core Manager  
Mike Veigel

Usability Manager  
Doug Damron

Core Lead Analyst  
Kyle Zundel

Usability Lead Analysts  
Masashi Ogasawara  
David Paymard

Santa Monica Supervisor  
Adrien Langlois

Analysts  
Rocky Barreras  
Jason Calvin  
Aly Farrow  
Cruz Garcia  
Daniel Guerrero  
Greg Hicks  
Rick Kane  
Vernon Mollette  
Greg Nichols  
Adam Orth  
Monty Rimorin  
Jabari Sims  
Gary Valois



**SONY COMPUTER  
ENTERTAINMENT  
AMERICA, MARKETING**

Senior Manager,  
Product Marketing  
Susan Nourai

Product Marketing  
Specialist  
Grant Luke

Public Relations Manager  
Charlotte Panther

Director,  
Product Marketing  
Ami Blaire

Director, Promotions  
Sharon Shapiro

Director,  
Public Relations  
Molly Smith

VP of Loyalty and  
Channel Marketing  
Marilyn Weyant

Senior Vice President  
Andrew House

Product Marketing  
Mark Valledor

Public Relations  
Ryan Bowling  
Tina Casalino

Promotions  
Donna Armentor  
Aimee Duell  
Johanna Legarda  
Natasha Mirosnkoff

Creative Services  
Josh Bingham  
Ed DeMasi  
Ted Jalbert  
Quinn Le  
Marie Macaspac  
Ben Wallace

Loyalty and  
Channel Marketing  
Jesse Caid  
Michele Freeman  
Jonathan Ries  
Cyril Tano  
Steve Williams  
Kim Yuen

Legal and  
Business Affairs  
Brian Fukuji  
Shelley Gayner  
Kerry Hopkins  
Michelle Manahan  
Sue Nopar  
Susan O'Driscoll  
Riley Russell  
Mary Sanders  
Diane Tucker

Special Thanks  
Mark Allice,  
Shelley Ashitomi,  
Gary Barth, Carisa Bianchi,  
Sevda Bulut, Pele Burgess,  
Claudette Castillo,  
Jeannine Deming,  
Brian Dimick, Chuck Doud,  
Ron Eagle, Butch Freedhoff,  
Jon Goetzman, Brian Hale,  
Heather Hampton,  
Jason Harris, Kaz Hirai,  
Jeff Hutchinson,  
Ian Jackson, Grace Kao,  
Julian Katz, John Koller,  
Chuck Lacson, Rich LaRocca,  
Neil Levy, Mike Meyers,  
Kaytie Mandell,  
Todd Moeller, Jim Moore,  
Christine Mouchamel,  
Glenn Nash,  
Frank O'Malley, Greg Off,  
Michael Panico,  
Amanda Peters,  
George Richard,  
Nikki Robbins,  
Debra Robins, Maggie Rojas,  
Rick Rooney, Mike Rose,  
Jon Soto, Fred Swan,  
Jack Tretton, Joe Ward,  
Richard Watts,  
Dave Winding, Bella Wong

Package Front Concept  
Steve Ceragioli

Package and  
Manual Design  
Origin Studios,SLC

**You've Got the Game,  
Now Get the Guide!**

twisted metal: BLACK™

for PlayStation®2!  
**PRIMA'S OFFICIAL STRATEGY GUIDE**



- Detailed explanation of all game modes and options
- Strategies for general combat and weapon usage, as well as level-specific recommendations
- Detailed maps of all 19 levels for story and multiplayer modes
- Location of all weapons, power-ups and health boosts in each level—including details on the environmental power-up unique to each level
- Description of each level and how to use the surroundings to your advantage
- Summaries of each character's background and the strengths and weaknesses of their particular vehicles

**Prima Strategy Guides available  
where you buy guides and games.**

**To Order By Phone,  
Call: (916) 989-0171**

Twisted Metal: Black is a trademark of Sony Computer Entertainment America Inc. Developed by Incog Inc. Entertainment. © 2001 Sony Computer Entertainment America Inc.



[primagames.com](http://primagames.com)®

[www.scea.com](http://www.scea.com)




# THREADZ

A STRANGE THING HAPPENED YESTERDAY. I NOTICED THAT A GUY I RAN OVER WAS WEARING THIS TEE SHIRT... DIDN'T REALIZE OUR FRIEND WAS SO FAMOUS... MAN, I JUST WISH I WAS THE ONE WHO RIPPED HIS DAMN MASK OFF! ~~WOW~~ I'VE ALWAYS WANTED TO SEE HIM FACE TO FACE. ANYWAY I'M KEEPING THE SHIRT FOR MYSELF.



FRONT



BACK

Twisted Metal:Black Tee  
Sizes: S-XL  
Color: Black  
\$15.99  
• 100% Cotton jersey  
• short sleeves  
• screen printed front and back.

IF YOU WANT YOUR OWN,  
GET IT YOURSELF AT:

[www.playstation.com](http://www.playstation.com)



### **LIMITED WARRANTY**

Sony Computer Entertainment America (SCEA) warrants to the original purchaser of this SCEA product that this software is free from defects in material and workmanship of a period of ninety (90) days from the original date of purchase. SCEA agrees for a period of ninety (90) days either repair or replace, at its option, the SCEA product. You must call 1-800-345-SONY to receive instructions to obtain repair/replacement services.

This warranty shall not be applicable and shall be void if the defect in the SCEA product has arisen through abuse, unreasonable use, mistreatment or neglect. THIS WARRANTY IS IN LIEU OF ALL OTHER WARRANTIES AND NO OTHER REPRESENTATIONS OR CLAIMS OF ANY NATURE SHALL BE BINDING ON OR OBLIGATE SCEA. ANY IMPLIED WARRANTIES APPLICABLE TO THIS SOFTWARE PRODUCT, INCLUDING WARRANTIES OF MERCHANTABILITY AND FITNESS FOR A PARTICULAR PURPOSE, ARE LIMITED TO THE NINETY (90) DAY PERIOD DESCRIBED ABOVE. IN NO EVENT WILL SCEA BE LIABLE FOR INCIDENTAL OR CONSEQUENTIAL DAMAGES RESULTING FROM POSSESSION, USE OR MALFUNCTION OF THE SCEA SOFTWARE PRODUCT.

Some states do not allow limitations as to how long an implied warranty lasts and/or exclusions or limitations of consequential damages, so the above limitations and/or exclusions of liability may not apply to you. This warranty gives you specific legal rights, and you may also have other rights which vary from state to state.

TWISTED METAL: BLACK  
ONLINE

SEEK AND DESTROY. ANYWHERE.

COMING WINTER 2001



SONY



INCOG INC.  
entertainment

Twisted Metal: Black is a trademark of Sony Computer Entertainment America Inc. Developed by Incog Inc. Entertainment. © 2001 Sony Computer Entertainment America Inc. Sony Computer Entertainment logo is a registered trademark of Sony Corporation. "PlayStation" and the "PS" Family logo are registered trademarks of Sony Computer Entertainment Inc. Release date is subject to change.