

NICKELODEON™

Tak™

and the
GUARDIANS
OF GROSS

EVERYONE 10+
TM
E
10+
CONTENT RATED BY
ESRB

PLAY
THQ™

⚠ WARNING: PHOTOSENSITIVITY/EPILEPSY/SEIZURES

READ BEFORE USING YOUR PLAYSTATION®2 COMPUTER ENTERTAINMENT SYSTEM.

A very small percentage of individuals may experience epileptic seizures or blackouts when exposed to certain light patterns or flashing lights. Exposure to certain patterns or backgrounds on a television screen or when playing video games may trigger epileptic seizures or blackouts in these individuals. These conditions may trigger previously undetected epileptic symptoms or seizures in persons who have no history of prior seizures or epilepsy. If you, or anyone in your family, has an epileptic condition or has had seizures of any kind, consult your physician before playing. IMMEDIATELY DISCONTINUE use and consult your physician before resuming gameplay if you or your child experience any of the following health problems or symptoms:

- dizziness
- altered vision
- eye or muscle twitches
- loss of awareness
- disorientation
- seizures
- any involuntary movement or convulsion

RESUME GAMEPLAY ONLY ON APPROVAL OF YOUR PHYSICIAN.

Use and handling of video games to reduce the likelihood of a seizure

- Use in a well-lit area and keep as far away as possible from the television screen.
 - Avoid large screen televisions. Use the smallest television screen available.
 - Avoid prolonged use of the PlayStation®2 system. Take a 15-minute break during each hour of play.
 - Avoid playing when you are tired or need sleep.
-

Stop using the system immediately if you experience any of the following symptoms: lightheadedness, nausea, or a sensation similar to motion sickness; discomfort or pain in the eyes, ears, hands, arms, or any other part of the body. If the condition persists, consult a doctor.

WARNING TO OWNERS OF PROJECTION TELEVISIONS:

Do not connect your PlayStation®2 system to a projection TV without first consulting the user manual for your projection TV, unless it is of the LCD type. Otherwise, it may permanently damage your TV screen.

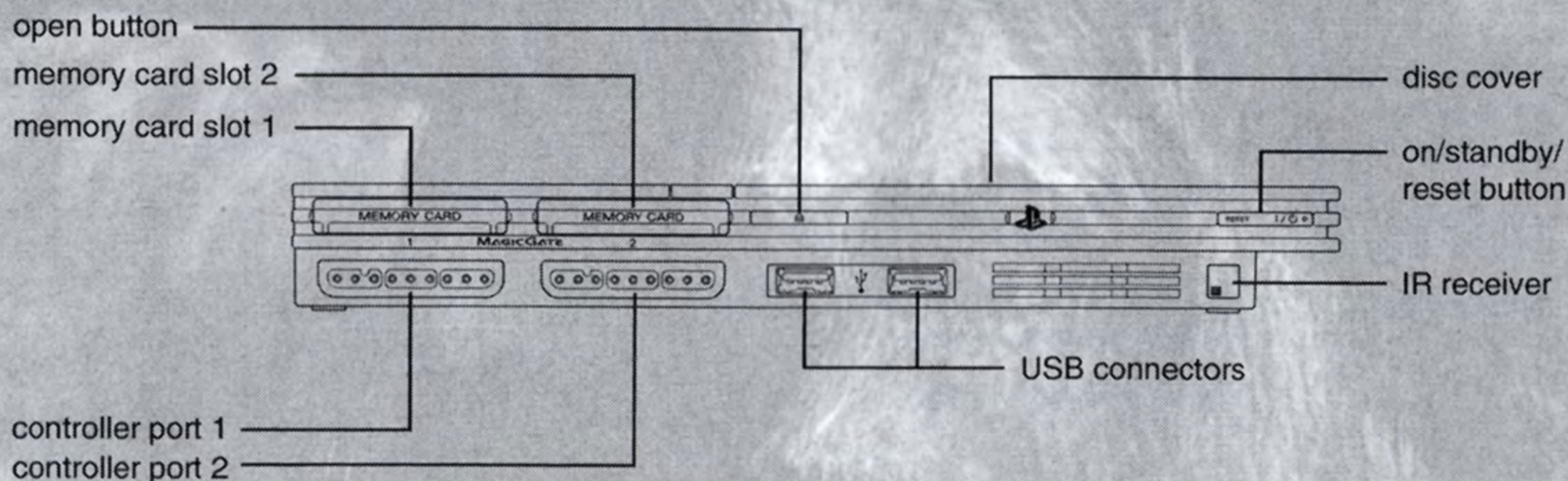
HANDLING YOUR PLAYSTATION®2 FORMAT DISC:

- This disc is intended for use only with PlayStation®2 consoles with the NTSC U/C designation.
- Do not bend it, crush it or submerge it in liquids.
- Do not leave it in direct sunlight or near a radiator or other source of heat.
- Be sure to take an occasional rest break during extended play.
- Keep this compact disc clean. Always hold the disc by the edges and keep it in its protective case when not in use. Clean the disc with a lint-free, soft, dry cloth, wiping in straight lines from center to outer edge. Never use solvents or abrasive cleaners.

CONTENTS

GETTING STARTED	2
GAME CONTROLS	3
MAIN MENU	5
ITEMS	6
ACHIEVEMENTS	6
CHARACTER MOVES	6
MAGIC POWERS	7
SAVING & LOADING	8
GAME OPTIONS	8
LIMITED WARRANTY	9

GETTING STARTED



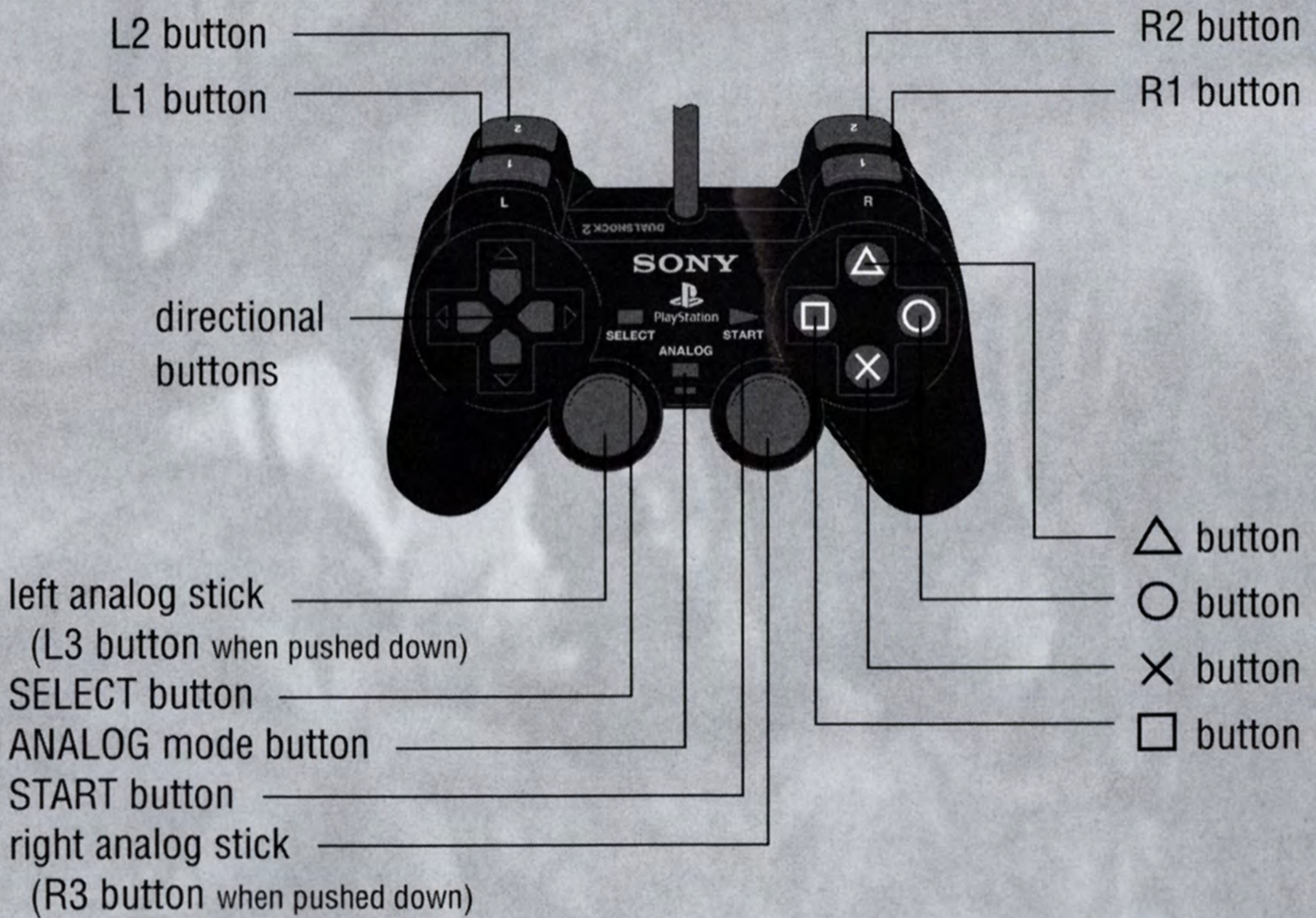
Set up your PlayStation®2 computer entertainment system according to the instructions supplied with your system. Check that the system is turned on (the on/standby indicator is green). Insert the *Tak and the Guardians of Gross* disc in the system with the label side facing up. Attach game controllers and other peripherals as appropriate. Follow the on-screen instructions and refer to this manual for information on using the software.

Memory Card (8MB)(for PlayStation®2)

To save game settings and progress, insert a memory card (8MB)(for PlayStation®2) into MEMORY CARD slot 1 of your PlayStation®2 system. You can load saved game data from the same memory card or any memory card (8MB)(for PlayStation®2) containing previously saved games.

GAME CONTROLS

DUALSHOCK[®]2 ANALOG CONTROLLER CONFIGURATIONS



MAIN MENU CONTROLS

- | | |
|----------------------------|---|
| directional buttons | Highlight Menu Selection |
| left analog stick | Highlight Menu Selection |
| × button | Confirm Menu Selection |
| ○ button | Return to previous menu / Return to game. |

PLATFORMING LEVEL CONTROLS

left analog stick	Move Character
⊗ button	Jump
⊙ button	Attack
R1 button	Interact / Special Move
△ button	Use Magic
directional buttons	Use Juju Nova Attack
START button	Pause the Game



CHASE LEVEL CONTROLS

left analog stick	Move Cursor
⊗ button	Fire Magic Staff
START button	Pause the Game



DRIVING CONTROLS

left analog stick	Steer the J-Runner
⊗ button	Accelerate
⊙ button	Brake
START button	Pause the Game



MAIN MENU

Tak has found himself in a spot of bother once again! Charged with the upkeep of the ancient and sacred Spoiled Shrine, Tak has accidentally unleashed the spirits of the four great Big Grosstrocities who are now causing havoc across the lands. Can Tak stop the Big G's before it is too late? There is only one way to find out!

After the game starts up, you will be at the Main Menu. Make your selection from the following choices.

STORY MODE

Begin a new story mode adventure or continue an existing story mode adventure.

CHALLENGE MODE

If you have completed the level in Story Mode, it will appear in this Challenge Mode. You can play the level again and again to gain a better time and more achievements!

MINI-GAMES

There are 4 mini-games to choose from. The first one will already be unlocked, but you must play them in Story Mode to unlock the others.

OPTIONS

Adjust the volume levels for the Sound, Music, and Speech. You can also choose to turn subtitles on or off here.

EXTRAS

This menu allows you to access the Cheats Menu, Achievements Screen, Slider Puzzle Gallery, Credits, and Special Videos.

ITEMS

RED AND BLUE JUJU ORBS

Collect as many of these as you can find as you progress through the levels. Each one of these gives you a little more power to your Juju Nova power bar at the top of the screen. When the bar is full, you can activate your Juju Nova to devastating effect!

NUNU PIECES

Every level has 8 Nunu pieces hidden away and it is up to you to find them all. Once all 8 pieces have been found, you will unlock a new piece of art in the Slider Puzzle Gallery.

ACHIEVEMENTS

At the end of every level, you will be awarded a certain number of achievements depending on how you performed. If you want to get a better achievement, you can then replay the level again in Challenge Mode.

The achievements that you get include achievements for the speed you complete a level, the amount of pickups you collect, the amount of enemies defeated, and the amount of times you get hit.

CHARACTER MOVES

Tak has new and exciting moves to help you navigate the levels.

JUMP

Press the **X** button to jump and press it again in mid air to perform a double jump.

WALL RUN

When you need to cross a gap with a wall next to it, run at the wall at an angle and press the **R1** button to run along the wall.

WALL SCRAMBLE

Run up to a vertical wall and press the **R1** button to scramble up it to reach switches and get to new areas.

WALL-TO-WALL JUMP

On walls that face each other, jump against one side and repeatedly press the **X** button to jump between them and gain height to new areas!

EDGE CLIMBING

Shimmy along ledges using the left analog stick and press the **X** button to climb up a ledge and the **O** button drop down to lower ledges.

WINCHING

When you see a winch on the ground, press the **R1** button to attach to it and rotate the left analog stick around and around to move the winch.

BOOM SWITCH

Press the **O** button to attack Boom Switches and activate things.

ZIP LINE

Jump onto zip lines and press the **X** button to zip along the top or the **O** button to hang along the bottom.

GRIND RAILS

Jump on to grind rails and enjoy the ride.

JUJU BOOM ATTACK

Press the **O** button at any time to perform the Juju Boom Attack to attack the enemies, smash things, and activate Boom Switches.

JUJU NOVA SPECIAL

When the Juju Energy Bar is full, press the **R2** button to unleash the Juju Nova that will eliminate all enemies in the area.

MAGIC POWERS

As you go through the game in Story Mode, you will be given special magical powers to help you defeat the Big Grosstrocities!


Lumpy Juju Magic

When the staff glows, press and hold the **△** button to activate the magic.


Slime Magic

Press the **△** button to turn into the slime ball and roll around the world. The slime ball can stick to green slime enabling you to get to new areas. When you see a green postule, change into the slime ball, roll on top of it, and repeatedly press the **X** button to pump up new things in the environment.

Cheesy Magic

Press the  button to change different colored cheeses into new and interesting forms. Open doors, melt the armor of enemies, and reveal new platforms to help you defeat Gorgonzilla!

Stinky Magic

Press and hold the  button to unleash a gust of smelly wind! Use the directional powers of the wind to activate windmills and wilt dangerous plants on your way!

SAVING & LOADING

At the end of each level you are prompted to save the game. Choose the save option to save your current progress. When you next start the game, choose Continue Game from the Story Mode option in the menu to start the level where you left off and continue the adventure! You can select from the three available slots to save your game.

GAME OPTIONS

MUSIC VOLUME

Use the slider to set the Music Volume.

VIBRATION

Turn Vibration on or off.

EFFECTS VOLUME

Use the slider to set the Sound Effects Volume.

DISPLAY OPTIONS

Use the sliders to set the screen placement on your TV.

SPEECH VOLUME

Use the slider to set the Speech Volume.

SUBTITLES

Turn the Subtitles on and off.

Warranty and Service Information

In the unlikely event of a problem with your product ("Product"), you may only need simple instructions to correct the problem. Please contact the THQ Inc. ("THQ") Customer Service Department at (818) 880-0456 or on the web at <http://www.thq.com> before returning the Product to a retailer. Live Customer Service Representatives are available to help you Monday through Friday 9am to 5pm PST or you can use our automated systems by phone or on the web 24 hours a day, 7 days a week. Please do not send any Product to THQ without contacting us first. Your 5 digit **Product Code is 46145**. Please use this code to identify your Product when contacting us.

Limited Warranty

THQ warrants to the best of THQ's ability to the original consumer purchaser of the Product that the medium on which the Product is recorded shall be free from defects in materials and workmanship for a period of ninety (90) days from the original date of purchase. The Product is sold "as is," without express or implied warranty of any kind, and THQ is not responsible for any losses or damages of any kind resulting from use of this Product. If a defect occurs during this ninety (90) day warranty period, THQ will either repair or replace, at THQ's option, the Product free of charge. In the event that the Product is no longer available, THQ may, in its sole discretion, replace the Product with a Product of comparable value. The original purchaser is entitled to this warranty only if the date of purchase is registered at point of sale or the consumer can demonstrate, to THQ's satisfaction, that the product was purchased within the last ninety (90) days.

To receive warranty service:

Notify the THQ Customer Service Department of the problem requiring warranty service by calling (818) 880-0456 or on the web at <http://www.thq.com>. If the THQ service technician is unable to solve the problem by phone or on the web via e-mail, he will authorize you to return the Product, at your risk of damage, freight and insurance prepaid by you, together with your dated sales slip or similar proof-of-purchase within the ninety (90) day warranty period to:

THQ Inc.
Customer Service Department
29903 Agoura Road
Agoura Hills, CA 91301

THQ is not responsible for unauthorized returns of Product and reserves the right to send such unauthorized returns back to customers.

This warranty shall not be applicable and shall be void if: (a) the defect in the Product has arisen through abuse, unreasonable use, mistreatment or neglect; (b) the Product is used with products not sold or licensed by Sony Computer Entertainment America or THQ (including but not limited to, non-licensed game enhancement and copier devices, adapters and power supplies); (c) the Product is used for commercial purposes (including rental); (d) the Product is modified or tampered with; (e) the Product's serial number has been altered, defaced or removed.

Repairs after Expiration of Warranty

After the ninety (90) day warranty period, defective Product may be replaced in the United States and Canada for US\$20.00. The original purchaser is entitled to the replacement of defective Product for a fee, only if proof of purchase is provided to THQ. Make checks payable to THQ Inc. and return the product along with the original proof of purchase to the address listed above.

Warranty Limitations

THIS WARRANTY IS IN LIEU OF ALL OTHER WARRANTIES AND REPRESENTATIONS. NO OTHER WARRANTIES OR REPRESENTATIONS OR CLAIMS OF ANY NATURE SHALL BE BINDING ON OR OBLIGATE THQ. ANY APPLICABLE IMPLIED WARRANTIES OR REPRESENTATIONS, INCLUDING WARRANTIES OF MERCHANTABILITY AND FITNESS FOR A PARTICULAR PURPOSE ARE HEREBY LIMITED TO NINETY (90) DAYS FROM THE DATE OF PURCHASE AND ARE SUBJECT TO THE CONDITIONS SET FORTH HEREIN. IN NO EVENT SHALL THQ BE LIABLE FOR CONSEQUENTIAL OR INCIDENTAL DAMAGES RESULTING FROM THE BREACH OF ANY EXPRESS OR IMPLIED WARRANTIES.

The provisions of this warranty are valid in the United States only. Some states do not allow limitations on how long an implied warranty lasts or exclusion of consequential or incidental damages, so the above limitations and exclusions may not apply to you. This warranty gives you specific legal rights, and you may also have other rights, which may vary, from state to state.

Warning

Copying of this Product or any of its contents or elements is illegal and is prohibited by United States and international copyright laws. Back-up or archival copies of this Product or any of its contents or elements are not authorized and are not necessary to protect your Product. United States and international copyright laws also protect this manual and other printed matter accompanying this Product. Violators will be prosecuted.

Game and Software © 2008 THQ Inc. © 2008 Viacom International Inc. All Rights Reserved. Nickelodeon, Nickelodeon Tak and all related titles, logos and characters are trademarks of Viacom International Inc. Developed by Blitz Games Studios Limited. Blitz Games, BlitzTech and Blitz Games Studios Limited and its logos are trademarks and/or registered trademarks of Blitz Games Studios Limited. Exclusively published and licensed by THQ Inc. THQ, PlayTHQ and their respective logos are trademarks and/or registered trademarks of THQ Inc. All rights reserved. All other trademarks, logos and copyrights are the property of their respective owners.



**CHECK IT OUT ON A
COMPUTER NEAR YOU...**



**NEW
GAMES**



**FAVORITE
CHARACTERS**

PLAYTHQ.COMTM



**CHEATS
AND
HINTS**



**ACTIVITIES
AND
GAMES**

BIG NAMES, GREAT GAMES.TM