



POKER. RAISED.

STACKED™

WITH DANIEL NEGREANU



myelin™

WARNING: READ BEFORE USING YOUR PLAYSTATION®2 COMPUTER ENTERTAINMENT SYSTEM.

A very small percentage of individuals may experience epileptic seizures when exposed to certain light patterns or flashing lights. Exposure to certain patterns or backgrounds on a television screen or while playing video games, including games played on the PlayStation 2 console, may induce an epileptic seizure in these individuals. Certain conditions may induce previously undetected epileptic symptoms even in persons who have no history of prior seizures or epilepsy. If you, or anyone in your family, has an epileptic condition, consult your physician prior to playing. If you experience any of the following symptoms while playing a video game – dizziness, altered vision, eye or muscle twitches, loss of awareness, disorientation, any involuntary movement, or convulsions – IMMEDIATELY discontinue use and consult your physician before resuming play.

WARNING TO OWNERS OF PROJECTION TELEVISIONS:

Do not connect your PlayStation 2 console to a projection TV without first consulting the user manual for your projection TV, unless it is of the LCD type. Otherwise, it may permanently damage your TV screen.

USE OF UNAUTHORIZED PRODUCT:

The use of software or peripherals not authorized by Sony Computer Entertainment America may damage your console and/or invalidate your warranty. Only official or licensed peripherals should be used in the controller ports or memory card slots.

HANDLING YOUR PLAYSTATION 2 FORMAT DISC:

- This disc is intended for use only with PlayStation 2 consoles with the NTSC U/C designation.**
- Do not bend it, crush it or submerge it in liquids.**
- Do not leave it in direct sunlight or near a radiator or other source of heat.**
- Be sure to take an occasional rest break during extended play.**
- Keep this compact disc clean. Always hold the disc by the edges and keep it in its protective case when not in use. Clean the disc with a lint-free, soft, dry cloth, wiping in straight lines from center to outer edge. Never use solvents or abrasive cleaners.**

POKER. RAISED.

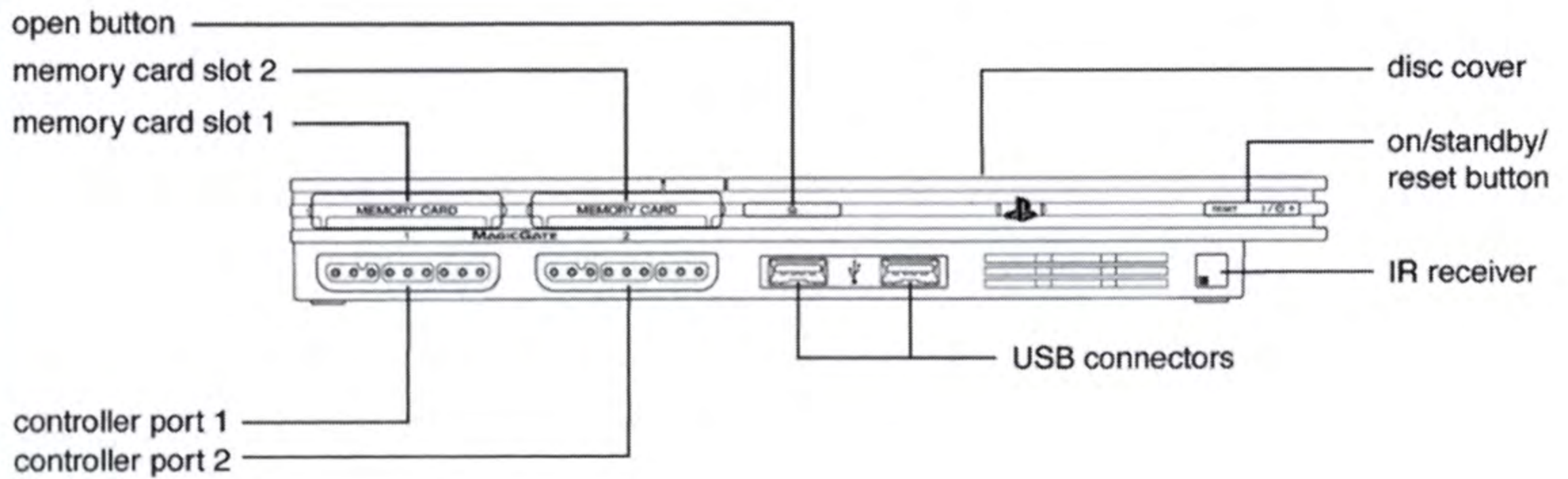
STACKED™

WITH DANIEL NEGREANU

table of contents

Getting Started	2
Controller	3
Introduction.....	4
Main Menu	4
Player Management.....	5
Online Games.....	6
MTV™ STACKED Masters	9
MTV STACKED Masters Points System	9
Hall of Fame	9
Texas Hold 'Em.....	10
User Interface	11
Heads Up Display (HUD).....	15
Poker Hands	17
Strategy.....	18
Credits	21

GETTING STARTED



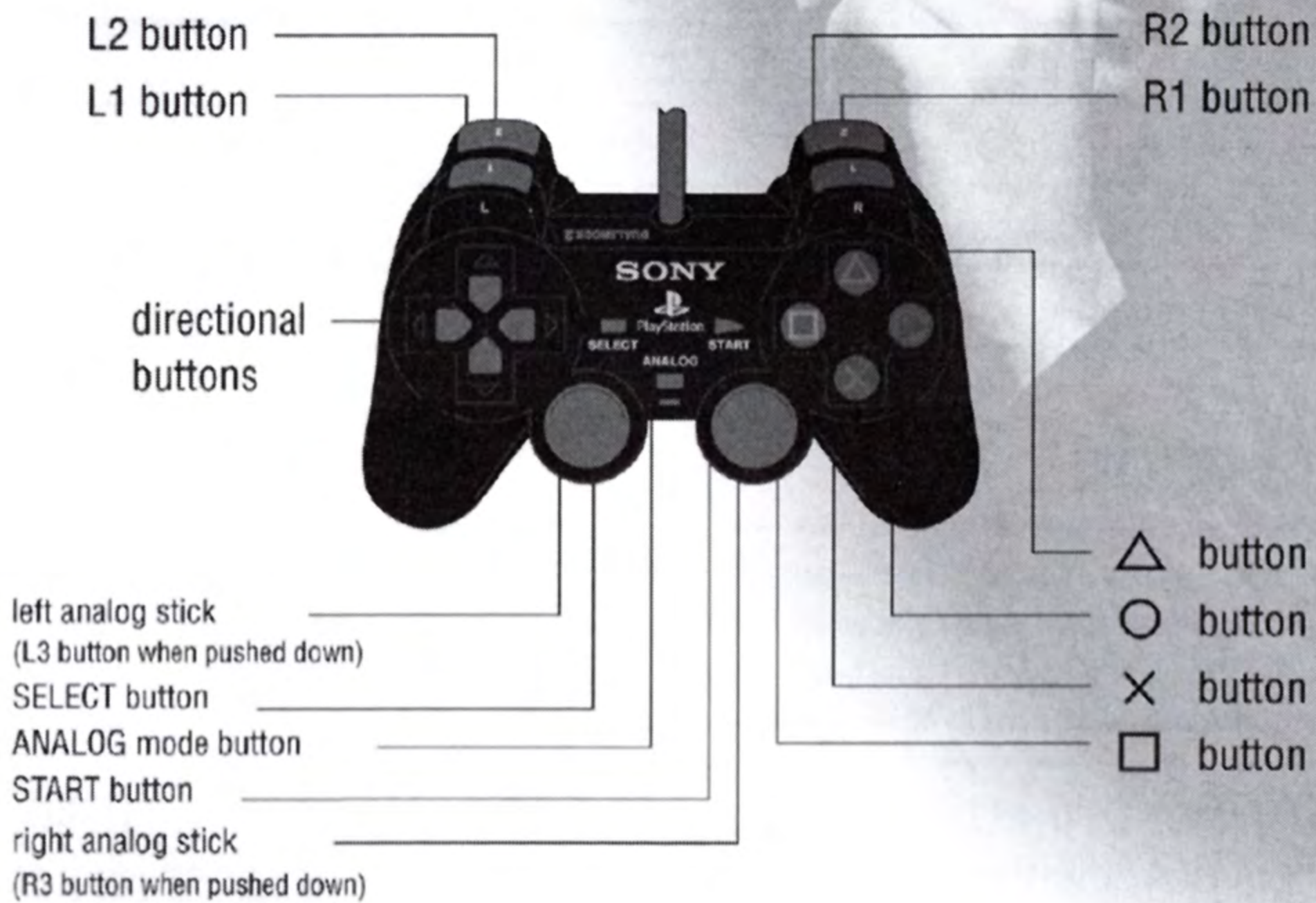
Set up your PlayStation®2 computer entertainment system according to the instructions in its instruction manual. Make sure the **MAIN POWER** switch (located on the back of the console) is turned ON. Press the **RESET** button. When the power indicator lights up, press the OPEN button and the disc tray will open. Place the STACKED disc on the tray with the label side facing up. Press the OPEN button again and the disc tray will close. Attach game controllers and other peripherals, as appropriate. Follow on-screen instructions and refer to the manual for information on using the software.

AVOIDING DAMAGE TO DISCS OR THE DISC DRIVE

To avoid damage to discs or the disc drive:

- Insert only PlayStation®2 –compatible discs into the tray.
- Never use oddly shaped discs (such as star-shaped or heart shaped discs)
- Do not move the PlayStation®2 console while the power is on and the disc is inserted.
- Do not leave a disc on the PlayStation®2 console for extended periods of time when not in use.
- Do not write on the disc.
- Do not apply labels, stickers, or other foreign object to discs.

DUALSHOCK®2 ANALOG CONTROLLER CONFIGURATIONS



FUNCTION	CONTROL
Pause Menu	Start
Action button	X Button
UI cursor control Increase/Decrease Bet Amount Navigate Chat Keyboard	Directional Buttons
POV Camera Control	Right Analog Stick
Frown	L1
Smile	R1
Aggressive Play	O Button
Tentative Play	□ Button

Look At Cards	△ Button
Bet Increase	R2
Bet Decrease	L2
Activate Chat Keyboard Overlay	L3
1st Person Point of View Toggle	R3
Increase/Decrease Bet Amount	Left Analog Stick

INTRODUCTION

Cash Games – All references to “Cash Games” or “Live Games” are references to poker games in which the player can sit down at the table and play as long as they want and leave the table when they want. “Cash Games” does not refer in any way to a game in which the player can win or lose money or any other prize, award or consideration.

STACKED gives you the chance to enter the exciting world of high stakes Texas Hold'em poker without leaving your sofa. You can choose to play at a Cash Game table for a couple of hands, or stay in for the long haul in a tournament. Single player modes include the Career Mode and Quick Play Mode. Both modes incorporate Cash Game tables and Single and Multi-Table Tournaments. Online games include Cash Game tables and Tournament games including **MTV STACKED Masters** sponsored tournaments.

In addition, STACKED offers comprehensive tutorials and tips from Daniel Negreanu himself featuring everything from the basics of play to advanced world class strategies. **The STACKED Poker School** is an indispensable companion for any Texas Hold'em player – novice and expert alike.

MAIN MENU

Accessible Features

Online Multi-player Mode

Using an Internet connection you will be able to play other online participants in Cash Games and Single and Multi-table tournaments. Persistent stats will be recorded for each Player ID. If a network connection exists: Upon the initial start up of STACKED the game will automatically connect to the game servers once the START button has been pressed.



STACKED Poker School

Daniel Negreanu hosts a multi-chapter poker tutorial that will teach the novice player the basics of Texas Hold'em as well as pass on valuable professional strategies to the veteran player.

Career Mode

This single player mode simulates a poker player's career as they start with a relatively small bankroll and increase their wealth over time by playing skillful poker. As you increase your bankroll you are able to enter bigger, higher money tournaments and unlock new casino environments while facing off against seven of the world's best professional players. Persistent statistics will be recorded for each Player ID. You will be able to play at Cash Game Tables and Single and Multi-table tournaments. Advice from Daniel will be available during game play in the form of an Ask Daniel feature that will give insight on how to play a particular hand and a Pro Tips feature that will offer advice for specific game scenarios.

Quick Play Mode

Play Cash Games and Single Table Tournaments without creating a Player ID or tracking stats. Your poker guide, Daniel Negreanu, will offer tips and advice to the player via the Ask Daniel and Pro Tips features available in this game mode.

Player Management

Player Management let's you rename your Player Character, change your player's appearance and track your statistics. Choose from 18 player types or unlock and use any of the seven professional players in Career Mode. You can choose from among several accessories including caps, sunglasses, hair color and outfits.

Settings

The Settings sub-menu will let you adjust audio and game-play settings.

PLAYER MANAGEMENT

Character Setup

Upon game start up you will be prompted to load or create a Player ID for use in all game modes. Statistics for this Player ID will be kept separately for Career Mode and Online play. To load a Player ID select that character's name from the menu buttons. If you choose to create a new

Player ID you will be taken to the Name screen followed by the Player Appearance screen. Once you are satisfied with your player you can press the Action button and proceed to the Main Menu screen.

Statistics

Statistics will be kept for each Player ID and are accessible from the Player Management menu screen. You can select from Overall Stats, Cash Game Stats and Tournament Stats.

Playable Characters

When configuring your Player ID you can choose from a selection of eighteen different character types. Skin Type, Clothing, Hair Style, Cap, Cap Style, Sunglasses and Tournament Winner Rings are all customizable for these character types.

Professional Players

While playing in Career Mode you can unlock several of the professional poker players featured in **STACKED**. Unlocking the pro players will let you change your Player ID appearance to one of the pros for use in Quick Play and Career Modes. The Pro Player characters' appearance cannot be altered, however.

While playing online however you will not be able to use any of the pro players' appearances as your Player ID appearance. If you enter the Online Mode with a Player ID using a pro player's appearance you will be prompted to select a new character appearance. The reason for this restriction is to reserve the professional player characters for use by the professionals themselves. Meaning if you see Daniel Negreanu at a table online you are really seeing Daniel Negreanu playing **STACKED!**

ONLINE GAMES

STACKED Online

Once you've perfected your game offline take on all challengers online.

STACKED Online is your connection to a 24 hours a day, 7 days a week, 365 days a year high stakes poker room. Create a unique gamer ID, create buddy lists, text chat your friends and opponents, join games in progress, sign up for big tournaments or host your own custom tournament.

Your online statistics are tracked and recorded throughout the lifespan of your Player ID. These can be accessed from the Online Player Management screen.

Connecting

A broadband Internet connection and a Network Adaptor (Ethernet/modem)(for PlayStation®2) are required in order to connect to STACKED online play.

STACKED is compatible with network configuration files from other PlayStation®2 online games. To play STACKED online, you will need to have Your Network Configuration file saved on your memory card (8MB)(for the PlayStation®2). You can use the Network Adaptor Start-Up Disc that came with your Network Adaptor (Ethernet/modem)(for PlayStation®2).

After you have successfully connected to the Internet you will be prompted to select or modify your player character's appearance. Once you are satisfied with your character's appearance you can enter the On-line Main Menu and choose to find a game to join or host a game. You can search for games using the Quick Find option or search for specific game types using the Optimal Match option. You can also choose to configure your own game by selecting the Host Game option.

DNAS legal information

This Software uses "DNAS" (Dynamic Network Authentication System), a proprietary authentication system created by Sony Computer Entertainment Inc. ("SCEI").

"DNAS" retrieves information about a user's hardware and software for authentication, copy protection, account blocking, system, rules, or game management and other purposes.

The information collected does not identify the user personally and will not be shared with any non-SCE company. **A PUBLISHER CAN COMBINE THIS INFORMATION WITH PERSONALLY IDENTIFYING INFORMATION FROM THE PUBLISHER'S RECORDS IF THE USER PROVIDES THE PERSONALLY IDENTIFYING INFORMATION. BEFORE PROVIDING ANY PERSONAL INFORMATION TO A PUBLISHER PLEASE BE SURE TO REVIEW THE PUBLISHER'S PRIVACY POLICY AND TERMS AND CONDITIONS OF USE. DO NOT PROVIDE PERSONALLY IDENTIFYING INFORMATION TO A PUBLISHER UNLESS YOU ACCEPT THE CONDITIONS OF USE AND TERMS OF THEIR PRIVACY POLICY.**

SCEI, Sony Computer Entertainment America ("SCEA") and their affiliates cannot guarantee the continuous operation of the "DNAS" servers. SCEA shall not be liable for any delay or failure of the "DNAS" servers to perform.

If you receive a message during login identifying a "DNAS" authentication error, please contact SCEA Consumer Services at 1-866-466-5333. For additional information concerning "DNAS", visit www.us.playstation.com/DNAS. In the event of a systems incompatibility or inoperability with DNAS, the sole liability of SCEI,

SCEA and their affiliates shall be limited to the repair or replacement of the user's affected game software, console or peripherals at the option of SCEA. SCEA, its parents, affiliates, or licensed Publishers shall not be liable for any delays, system failures, authentication failures, or system outages, which may, from time to time, affect online game play or access thereto.

Home Router/Firewall Configuration Information

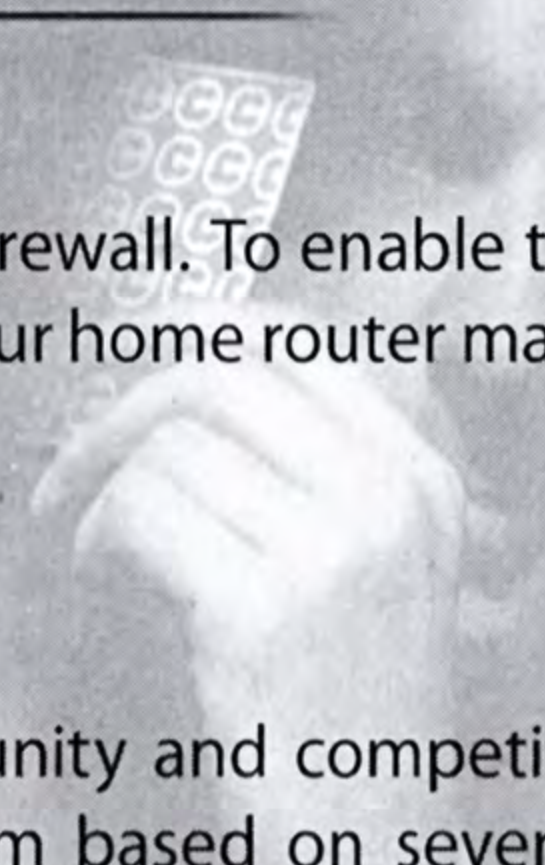
A Firewall is a network device that sits on a data network between the Internet and the user and looks at all traffic going back and forth to determine which traffic to allow. Firewalls are most often used in corporate environments or in home routers where a high speed Internet connection is shared with another device, such as a PC or a video game console. Firewalls and routers can be configured many different ways depending on the desired behavior, however the most common configurations will not allow any "unsolicited" traffic to a computer behind the firewall. Only after the computer behind the firewall has contacted an outside machine is any traffic from that outside machine allowed past the firewall. Myelin Media, LLC does not support the use of firewalls or routers for multiplayer online play. Because firewalls, routers and Internet sharing are increasingly common in the home network environment, the following configuration information is provided for advanced users who wish to customize their home network settings in order to accommodate online multiplayer play. MYELIN MEDIA, LLC. ASSUMES NO LIABILITY FOR DAMAGE RESULTING FROM THE CONNECTION OF ANY DEVICE TO THE PLAYSTATION®2, NOR THE LOSS OF DATA OR OTHER PROBLEMS RESULTING FROM ANY CHANGES YOU MAKE TO YOU EXISTING ROUTER/FIREWALL NETWORK SETTINGS.

In order to configure a router using Network Address Translation (NAT) or a firewall, consult the user guide for your router to enable PORT FORWARDING settings as specified below. Forward or route all traffic onto the following ports to the IP address of your PlayStation®2:

STACKED uses UDP port(s) #1000, #3304

STACKED supports "NAT negotiation" a system that tries to find open ports with firewalls and routers, allowing for a full gameplay experience. This process may however delay connections. For best performance do not run STACKED behind a firewall. It may take several minutes for you to connect if you are playing from behind a firewall.

If you are still having difficulty with online play, consider connecting your PlayStation®2 directly to your broadband connection. Some modern home routers have built-in support, which can keep devices outside the



local network, bypassing the local firewall. To enable this feature (sometimes called DMZ), please consult your home router manual for details on setup and configuration.

MTV STACKED Masters

To truly foster a sense of community and competition STACKED has created a tournament points system based on several criteria. These MTV STACKED Masters points are calculated and displayed next to the Player ID associated with it in the MTV STACKED Masters Leaderboard accessible through the Statistics screen in the Player Management menu. This leaderboard will continually update as regularly scheduled Masters tournaments are played.

These regularly scheduled, officially sanctioned MTV STACKED Masters tournaments can be found through the Optimal Match search option.

MTV STACKED Masters Points System

The MTV STACKED Masters points calculations are based on:

- Buy In amount – This is the amount of money required to buy a seat in the tournament.
- Number of entrants in the tournament.
- Place finish (1st, 2nd, 3rd place etc.)

Check out **STACKED.mtv.com** for news, complete tournament schedules, standings, and player statistics.

Hall Of Fame

Truly notable achievements based on your online statistics are displayed in the online Hall of Fame screen. Online players with the best statistics in each category will be displayed in the Hall of Fame until a new player sets a record in a particular category. This is accessed through the Online Player Management screen.

TEXAS HOLD'EM

Introduction

Texas Hold'em is arguably the most popular form of poker. The object of Hold'em is simple: create the best 5 card poker hand possible using any combination of the 2 cards in your hand (known as 'pocket' or 'hole' cards) and the 5 community cards (known as 'board' cards) dealt face up on the table in front of the dealer.

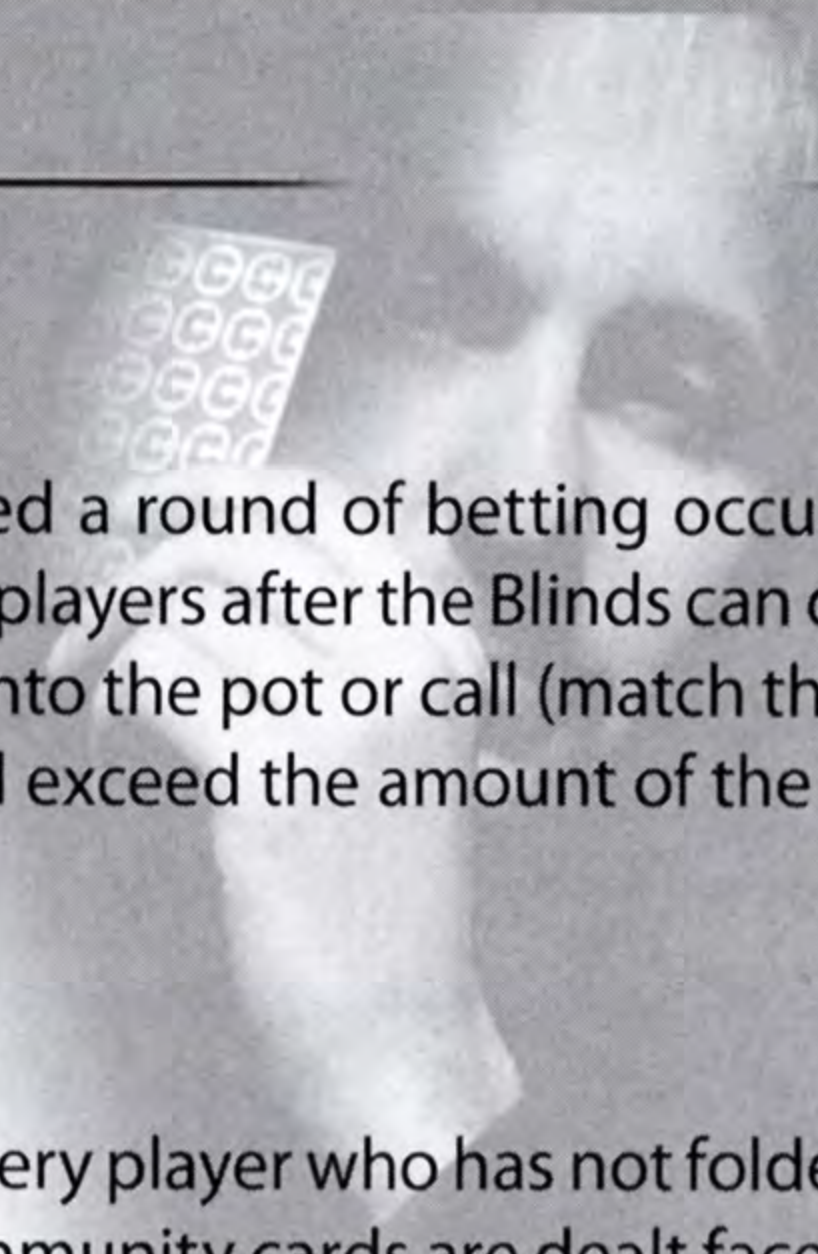
Texas Hold'em Rules

In Texas Hold'em you will bet chips based on monetary denominations into the pot for a chance to win all of the chips in the pot bet by the players. As with most poker games the player has several play options available to them. During play you can:

- **Bet** – Take chips from your bankroll chipstack and place them in the pot.
- **Check** – If no players preceding you have bet you have the option to continue playing in the hand without placing any more money in the pot.
- **Call** – Place a chip amount into the pot that matches a previous player's bet.
- **Raise** – Call plus an additional amount of chips placed into the pot.
- **Fold** – Discard your cards without adding any additional chips to the pot.

Blinds

In Texas Hold'em a Dealer Button signifies who the last player dealt to in a hand is. At the beginning of a game this is done by 'high carding' (dealing one card face up to each player with the highest ranking card winning the Button) after that the Button is passed to the next player to the left of the last Dealer at the conclusion of a hand. Before any cards are dealt, the two players to the left of the Button, called the Blinds, must put money into the pot. These players are called the 'Blinds' because they have to bet chips without having seen their cards. The player to the immediate left of the Button is called the Small Blind they must bet, or 'post', a chip amount equaling half the amount of the minimum bet. The second player to the left of the Dealer Button, known as the Big Blind, posts a chip amount equaling the minimum bet. Once the Blinds are posted the casino dealer will deal out two cards face down to all of the players starting with the Small Blind.



Pre-Flop

Once the Blinds have been posted a round of betting occurs. This is called the Pre-Flop round. All of the players after the Blinds can opt to fold their hand and not put any money into the pot or call (match the amount of the Big Blind) or Raise (match and exceed the amount of the Big Blind) and continue playing in the hand.

The Flop

Once all betting has equalized (every player who has not folded has bet an equal amount) the first set of community cards are dealt face up to the table in front of the casino dealer. These three cards are called the Flop. Another round of betting begins starting with the player with the Dealer Button. Once all bets have equalized the next community card is dealt.

The Turn

The Turn, or 4th street, is dealt to the Board and another round of betting begins, again starting with the player with the Dealer Button. Once bets have equalized the last community card is dealt.

The River

The final community card is called the River, or 5th street. The Dealer Button starts the round and continues around the table until all remaining players have made a play.

The Showdown

Once all bets have equalized in the River betting round all remaining players must turn their Hole, or Pocket cards, over starting with the player with the Dealer Button. All hands are assessed and a winner is declared by the casino dealer at the table.

Texas Hold'em Game Types

In STACKED there are several game variations of Texas Hold'em to choose from.

Limit

Limit Hold'em has a set bet limit structure that dictates a minimum and maximum amount that can be bet during the Pre-Flop and Flop betting rounds and the Turn and River betting rounds.

No Limit

In No Limit Hold'em the player doesn't have any restrictions on the maximum amount they are allowed to bet. Nor are they required to bet a specific amount based on what betting round it is.

Cash Games

Cash Games, or Live Play Games, are poker games in which the player can sit down at the table and play as long as they want and leave the table when they want.


Tournament

Tournament poker requires the players to Buy In to a game to receive a set amount of chips. All the players in the tournament receive the same amount of chips at the beginning of the game. The tournament is played until one player remains holding all of the chips. The winner receives a portion of the total Buy in money contributed by the tournament participants.

USER INTERFACE

Introduction

STACKED uses a unique mechanism to place bets and trigger player character actions. The ingame user interface uses a meter-like device in the image of a stack of chips to set bet amounts. The amount of chips bet indicates what play the player is making with that action displayed in text to the right of the meter.

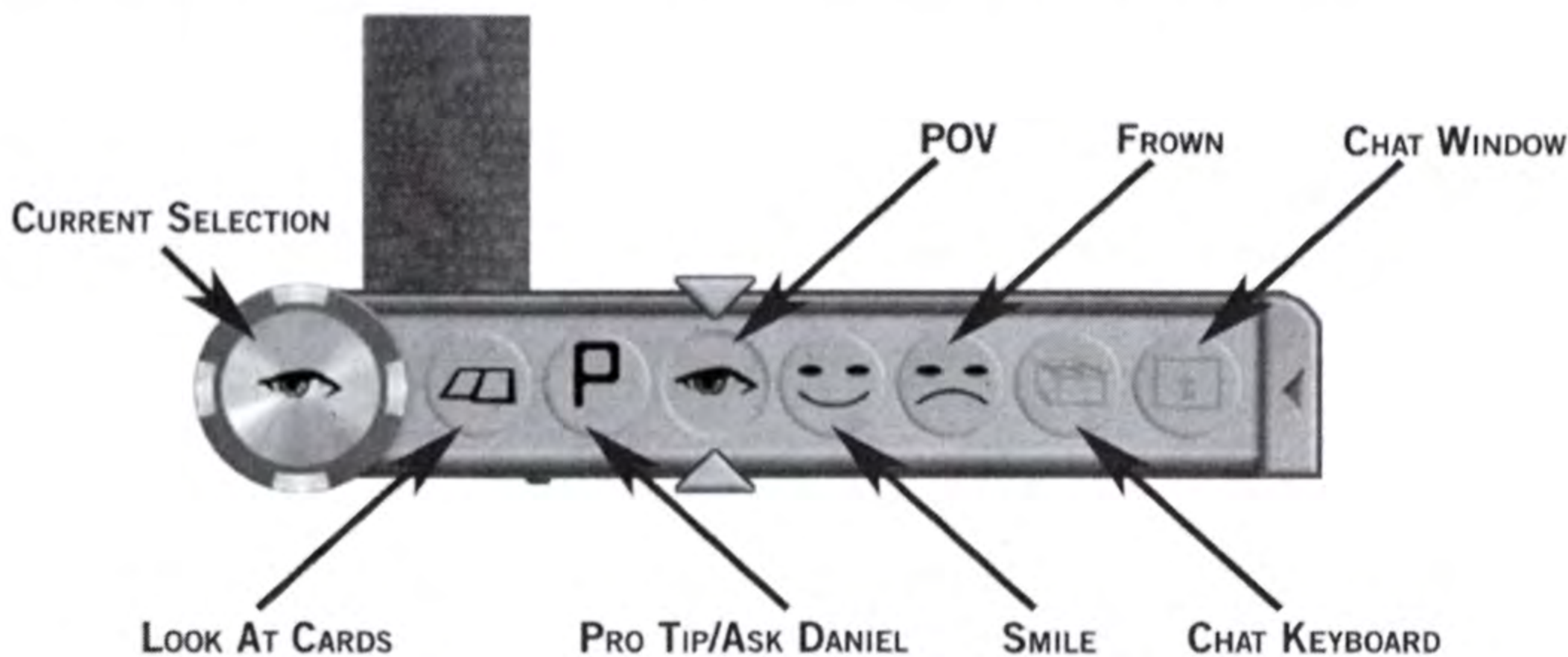


User Interface

Bet amounts are increased or decreased by pressing up or down on the directional buttons or left analog stick. The bet amounts will increment to the minimum bet or call amount at that time in the hand. Pressing the up directional button once will increase your bet amount to the lowest possible raise amount. In a No Limit game the meter will begin to increment in small amounts increasing in size the longer the up directional button is held down. In No Limit the meter will top out at an All In bet. Pressing the down directional button will decrease the bet amount and bottom out on the Fold action.

To select a play press the Action button. You can even pre-select a play prior to your turn. The action text to the right of the meter will flash indicating that that is the play that will occur when your turn comes around. If the pre-selected play is still valid when it is your turn, your player character will act out that play. If a pre-selected play is made invalid by another player's actions (for example you pre-selected a call for \$50 and another player raises the original amount by \$100 thus making your call of \$50 invalid.) then your pre-selected play will stop flashing and you are able to select a new play.

Another feature of the User Interface is the Scroll Out Window. The Scroll Out Window contains additional actions and options available to the player. The Scroll Out Window is activated by pressing the right directional button. The Scroll Out Window contains the following actions and options:



- **Look At Cards**
- **Pro Tip/Ask Daniel** — This feature gives you advice from poker professional, Daniel Negreanu. The Ask Daniel feature is available in single player games and will let you know what play is the smartest play at that particular time. The Pro Tips are also available in single player games and are more extensive than the Ask Daniel messages. They are available when a specific game

scenario has triggered an appropriate Pro Tip. Because the Ask Daniel and Pro Tip features serve the same purpose if a Pro Tip is available it will take the place of the Ask Daniel advice therefore the Ask Daniel feature will not be available when a Pro Tip is triggered.

- **1st Person POV Camera** — When activated this will switch the camera view from the multiple television cameras to the perspective of your player character seated at the table.

- **Smile** — This button will make your player character smile.

- **Frown** — This button will make your player character frown.

- **Chat Keyboard** — When playing online or networked games this button will activate the keyboard interface overlay and Chat Window allowing you to type and send messages to your fellow players.

- **Chat Window** — When playing online or networked games this button will activate the Chat Window allowing you to receive and track chat messages sent by your fellow players.

When the fold action is selected the meter will disappear indicating that you are out of the current hand. The Chip and Scroll Out Window will still be accessible even when you are out of a hand. Additionally, a Speed Play option is available that is accessible through the User Interface after you fold. This feature when activated will use one camera angle and bypass any peripheral animations thus speeding up gameplay until the next hand begins.

Heads Up Display (HUD)



All of the players at the table will have Heads Up Displays associated with them. The HUDs will let you know:

- Name
- Bankroll/Chipstack amount
- A Player's Last Play
- A Player's Poker Hand at the end of a hand.
- Make A Play Alert – Let's you know that it is your turn to choose a play.
- Hand Strength – Calculates the potential strength of your current hand. Activated with Look At Cards button in single player mode.

Your HUD is colored red and appears in the expanded view while the other players at the table will appear gray. Only your HUD and the active player's HUD will appear in the expanded view while all the other players' HUDs will appear in the minimized view. In the minimized view all of the information displayed in the expanded HUD will scroll through the HUD window. When a player folds their HUD will disappear.

The cards in your hand (Hole Cards) will appear to the right of your HUD. When you press the Look At Cards button, either on the controller or in the Scroll Out Window, the cards displayed next to your HUD will turn face up. Only the player holding those cards will see them face up.

Pot Indicator

The Pot Indicator is located in the upper right corner of the screen. The upper window displays the amount of chips in the pot. The lower window displays:

- Game Type
- Blind Levels
- Tournament Level
- Time remaining until tournament level raises.

When there are multiple pots in play, the Side Pots will be displayed in windows directly beneath the Pot Indicator.

Board Indicator and Look At Cards Window











The Board Indicator is located in the lower right corner of the screen. This displays the community cards that are face up on the table in front of the dealer (this is known as the Board).

When the Look At Cards option is triggered the Look At Cards Window will rise out of the Board Indicator and your cards will be displayed through a window in the table top located directly in front of your player character.

POKER HANDS

Introduction

The hand rankings in Texas Hold'em are identical to the hands in all poker games. Here is how they rank from highest to lowest:

Name	Definition	Example
Royal Flush	A,K,Q,J,10 all of the same suit.	
Straight Flush	Five sequential cards all of the same suit.	
Four of a Kind	Four cards all of the same rank.	
Full House	Three of a Kind and a Pair	
Flush	Five cards of the same suit.	
Straight	Five sequential cards.	
Three of a Kind (Set)	Three cards of the same rank.	
Two Pair	Two cards of the same rank and two cards of another rank.	
Pair	Two cards of one rank.	
High Card	Highest card when compared to an opponent's highest card.	



STRATEGY

Introduction

The next section contain useful tools when deciding whether to play a particular hand or not. Odds are the likelihood of the occurrence of one thing rather than the occurrence of another thing. In poker Odds refer to the chances of hitting a particular hand. The Odds table is printed here so you can refer to it at any time while playing STACKED. You can also find this information at stacked.mtv.com

Starting Hands	Probability of Being Dealt:
Pocket Aces	220 – 1 (0.45%)
Any Pocket Pair	16 – 1 (5.9%)
Any Pocket Pair or Two Cards Ten or Higher	4.5 – 1 (18%)
Any Pocket Pair of Sevens or Higher or Two Cards Ten or Higher	5.4 – 1 (16%)
Pocket Aces or Pocket Kings	110 – 1 (0.9%)
Pocket Aces, Pocket Kings or Ace-King	46 – 1 (2.1%)
Ace-King Suited	331 – 1 (0.3%)
Ace-King Offsuit	110 – 1 (0.9%)
Ace-King Suited or Offsuit	82 – 1 (1.2%)
Any Two Suited Cards	3.3 – 1 (24%)
Any Two-Way Suited Connectors (4-5 to J-10 suited)	46 – 1 (2.1%)
Any Two-Way Offsuit Connectors	11 – 1 (8.5%)

Pocket Pairs	Probability:
Making a Set or Better by the River	4.2 - 1 (19%)
Flopping a Set or Better	7.5-1 (11.8%)
Flopping a Set	8.3-1 (10.8%)
Improving to a Full House or Better by the River when you Flop a Set	2-1 (33%)
Improving to a Full House on the Turn when you Flop a Set	5.7-1 (15%)
Improving to a Full House on the River when you have a Set on the Turn	3.6-1 (22.7%)
Flopping a Full House	136-1 (0.74%)
Flopping Four of a Kind	407-1 (0.25%)

Unpaired Hole Cards	Probability:
Flopping a Pair or Better (using one of your pocket cards)	2.1-1 (32.4%)
Flopping a Pair (using one of your hole cards)	2.5-1 (29%)
Flopping Two Pair (using both of your hole cards)	49-1 (2%)
Improving to a Full House or Better by the River when you hit Two Pair on the Flop	5.1-1 (17%)
Improving to a Full House on the Turn when you hit Two Pair on the Flop	11-1 (9%)
Improving to a Full House on the River when you have Two Pair on the Turn	11-1 (9.1%)
Flopping Two Pair (using only one of your hole cards)	24-1 (4%)
Flopping a Set (using one of your hole cards)	73-1 (1.35%)
Flopping a Full House (using both of your hole cards)	1087-1 (0.09%)
Flopping Four of a Kind (using one of your hole cards)	9799-1 (0.01%)
Making a Pair or Better by the River when you have Two Overcards on the Flop	3.2-1 (24%)
Making a Pair on the Turn when you have Two Overcards on the Flop	6.8-1 (13%)
Making a Pair on the River when you have Two Overcards on the Turn	6.7-1 (13%)

Flush Odds	Probability with Two Suited Cards in Hand:
Making a Flush by the River	15-1 (6.4%)
Flopping a Flush	118-1 (0.84%)
Flopping a Flush Draw (two cards of the matching suit on the Flop)	8.1-1 (10.9%)
Making a Flush by the River when you Flop a Flush Draw	1.9-1 (35%)
Making a Flush on the Turn when you Flop a Flush Draw	4.2-1 (19%)
Making a Flush on the River when you have a Flush Draw on the Turn	4.1-1 (20%)
Flopping a Backdoor Flush Draw (one card of the matching suit on the flop)	1.4-1 (41.6%)
Making a Flush by the River when you Flop a Backdoor Flush Draw	23-1 (4.2%)
Hitting a Flush on the River when you have a Flush Draw on the Turn	4.1-1 (20%)
	Probability with Two Unsuited Cards in Hand:
Making a Flush by the River	53-1 (1.8%)
Flopping a Flush Draw (three cards of the matching suit on the flop)	88-1 (1.1%)
Flopping a Backdoor Flush Draw (two cards of the matching suit on the flop)	6.8-1 (12.8%)

Straight Odds	Probability:
Making a Straight by the River when you Flop an Open-End Straight Draw	2.2-1 (32%)
Making a Straight on the Turn when you Flop an Open-Ended Straight Draw	4.9-1 (17%)
Making a Straight on the River when you have an Open-Ended Straight Draw on the Turn	4.8-1 (17%)
Making a Straight by the River when you Flop a Gutshot Straight Draw	5.1-1 (17%)
Making a Straight on the Turn when you Flop a Gutshot Straight Draw	11-1 (9%)
Making a Straight on the River when you have a Gutshot Straight Draw on the Turn	11-1 (8%)

Flop Odds	Probability of the Flop Containing:
A Pair	5-1 (17%)
No cards in sequence	0.8-1 (56%)
Two cards in sequence	1.5-1 (40%)
Three cards in sequence	28-1 (3.5%)
A rainbow (three cards of different suits)	1.5-1 (40%)
Two matching suited cards	0.8-1 (55%)
Three matching suited cards	18-1 (5.2%)
Three of a Kind	424-1 (0.24%)

Pre-Flop Head to Head	Here are the approximate Pre-Flop odds of a hand winning in a heads-up situation.
Overpair vs. Underpair (ie. AA vs. 77)	Overpair ~80% favorite
Pocket Aces vs. non-pair	Aces are ~80% to ~86% favorite
Pocket Aces vs. Suited Connectors	Aces are ~77% favorite
Pair vs. Two Overcards (ie. 66 vs. AK)	Pair is ~51% to ~57% favorite, this is commonly called a "race" or "coin flip"
Pair vs. One Overcard Unsuited (ex. 66 vs. A2 Offsuit)	Pair ~70% favorite
Pair vs. One Overcard Suited (ex. 66 vs. A2 Suited)	Pair ~66% favorite
Two Overcards vs. Two Non-Pair Undercards (ex. AK vs. 94)	Overcards ~57% to ~62% favorite
One Overcard vs. Two Non-Pair Undercards (ex. A2 vs. 95)	One overcard hand ~50% to ~55% favorite
Dominated Hands (ex. AK vs. AQ or J5 vs. J4)	Hand with better kicker is ~69% to ~75% favorite

CREDITS

MYELIN MEDIA



myelin™

Executive Producer

J. Mark Hood

Producer

Kenneth Woo

Marketing

Sharon Wood, President
Stone Creek Marketing

Finance

Grant Winton

Brett Icahn

5000ft, Inc



5000FT, INC.

Executive Producer

Tim Page

Producer

Ian Truslove

Senior Programmers

Bob Arient

Tom Plunket

Programmers

Kenneth Baird

Jesse Bright

David Leistiko

Chris Mayer

Tim Page

Robert Pasquini

Ali Siddiqui

Robert Worrell

Art Director

Tomas Sisneros

Artists

Joshua Stubbles

Andy Belliveau

John Shuman

Chris Fregien

Vicki Fellows

Brian Jones

Adam Bromell

Julianne Stewart

Anitsoy CG Studio

Animation Director

Joey Elardy

Lead Animator

Matthew Mahr

Animator

Paul Vernon

Technical Animation

Denis Renshaw

Grant Anderson

Animation Services Provided By:

Elliott Interactive

Rigging and Skinning

Paul Neale

Juan Martinez

Kevin Wright

Additional Skinning Provided By:

Treanor Brothers

Lead Storyboard Artist

Rick Hoberg

Storyboard Artists

Tim Burgard

Mike Vosberg

Tom Nelson

Mike Christian

Testing

John Bocalig

Lead Designer

John Daud

Design

Kenneth "KJ" Holm

Business Development Director

Ian Grieve

Finance

Craig Shuman

Julie Page

MIDDLEWARE

Artificial Intelligence

Biotoools, Inc

Networking

DemonWare

Graphics

NDL Gamebryo

AUDIO

PCB Productions

Timothy Steve Clarke

Q Department

Ian Grieve

VO Casting and Direction

Eric Weiss

Engineering

Lorita De la Cerna

Coordination

Amy Allison

VIDEO PRODUCTION

Executive Producer

J. Mark Hood

Director/Producer

Stephen Readmond

Production Supervisor

Greg Zekowski

Production Manager

Paul Alcus

Director of Photography

Gilbert Prowler

Gaffer

Brian Lawton

Sound

Senator Michael

Hair/Make-Up

Cynthia Laws

Production Coordinator

Kenneth Woo

Script

Daniel Negreanu

With:

John Daud

Craig Shuman

Ian Truslove

Tim Page

Editing and Post Production

J. Mark Hood

John Daud

Tomas Sisneros

Kenneth "KJ" Holm

John Shuman

THE STARS

Daniel Negreanu

Josh Arie

Jennifer Harman

Erick Lindgren

Juan Carlos Mortensen

Evelyn Ng

David Williams

ABSOLUTE QUALITY

Assurance Manager

Calvin Grove

QA Project Lead

Fran Katsimpiris

QA Project Second

Pat Cullen

Joe Aliberti

Testers

Matt Bloch

Rebecca Ichnoski

Matt Mason

Sam Wernick

Chris Lewis

Mike Patti

Danny Lease

BROADCAST DESIGN

& BRANDING

Troika Design Group

BRANDING & ADVERTISING

ink&co

DOCUMENTATION

Sweeney Designs

SPECIAL THANKS TO:

Kevin Bowen

Jack Fox

Kohnke Communications

Sudden Industries

Infornographic

IGN Entertainment

Jennifer Dehghan

Chris Clark

Nate Bosia

Brian Balsbaugh

Simon Whitcombe

All of the Folks at MTV

- Especially Jeff Yapp,

Matt Bostwick, and

Tony Calandra

University of Nevada Reno

Drama Department

TECHNICAL SUPPORT

Myelin Media is pleased to provide you with several options of technical support to assist with any technical problems with the operation of the game. For any non-technical problems, please refer to the in-game help system, or go to **STACKED.mtv.com** for helpful hints and advice.

Technical support is offered by:

e-mail: **support@myelinmedia.com**

Internet: **http://support.myelinmedia.com**

Phone: 410.568.3660

Unauthorized copying, reverse engineering, transmission, public performance, rental, pay for play, or circumvention of copy protection is strictly prohibited.

©2005 Myelin Media, LLC. All rights reserved. Myelin Media and the Myelin logo are the trademarks of Myelin Media, LLC. STACKED and the STACKED logo are the trademarks of Myelin Media, LLC. 5000ft and the 5000ft logo are the trademarks of 5000ft, Inc. Demonware and the Demonware logo are the trademarks of Demonware LTD. Gamebryo and the Gamebryo logo are the trademarks of Numerical Design, Ltd. Poki is the trademark and property of the University of Alberta. The Biotools logo is the trademark of Biotools, Inc. ©2005 MTV Networks. All Rights Reserved. MTV:MUSIC TELEVISION and all related titles and logos are trademarks of MTV Networks, A Division of Viacom International Inc. All other trademarks are the property of their respective owners.

Portions of this software are included under license. © 2002 Numerical Design, Ltd. All rights reserved.

The Poki AI software is included under license from Biotools, Inc.

STRATOSPHERE is a registered service mark owned by Stratosphere Corporation and is used under license.

Developed by 5000Ft, Inc.

END-USER LICENSE AGREEMENT

IMPORTANT – READ CAREFULLY: YOUR USE THIS SOFTWARE IS SUBJECT TO ALL OF THE TERMS AND CONDITIONS DESCRIBED IN THIS END-USER LICENSE AGREEMENT (“AGREEMENT”).

LICENSE. This Agreement is a legal contract between the end user (“You”) and Myelin Media, LLC and its affiliates (collectively the “Company”) for the use of STACKED™ with Daniel Negreanu software game, the accompanying manuals, packaging and printed materials provided herewith (“Software”). By opening this Software or by using the Software in any manner, You agree to be bound by the terms of this Agreement. This Software is licensed to You and does not constitute a sale. You may use one copy of the Software on a single console for your per-

sonal, non-transferable, non-commercial, home use only. The Company reserves all rights not expressly granted to You in this Agreement.

OWNERSHIP. This Software is protected by copyright laws and international copyright treaties, as well as other intellectual property laws and treaties. All intellectual property in the Software including but not limited to any images, photographs, animations, video, music and text are owned by the Company or its licensors. Unauthorized use of the Software is a violation of the Company's copyright and constitutes infringement of the Company's proprietary rights.

RESTRICTIONS. You are entitled to use the Software for your own use, but you may not: (i) copy, reproduce, modify, transmit, broadcast, republish, upload, distribute publicly or create derivative works based on the Software or otherwise commercially exploit the Software; (ii) reverse engineer, decompile, disassemble or otherwise reproduce the Software; (iii) delete or obscure any copyright, trademark or other proprietary notices on the Software; (iv) sell, grant a security interest in or transfer reproductions of the Software; (v) rent, lease or license the Software to others without the prior written consent of the Company; (vi) exploit the Software or any of its parts for any commercial purpose; and (vii) create or maintain, under any circumstance, more than one simultaneous connection to any hosting service utilized for the "online" component of the Software. All such connections, whether created by the Software or by other tools and utilities, may only be made through methods and means expressly approved by the Company. Under no circumstances may you connect, or create tools that allow you to connect, to the hosting service's private binary interface or interfaces other than those explicitly provided by the Company for public use.

ONLINE COMPONENT TERMS. This Software contains an "online" component that allows You to connect to the Internet to engage in tournaments and games with third party users of the Software utilizing servers and software maintained by the Company and its affiliates. The Company provides the "online" component of the software as a value-added component of the Software and is not included in the License purchased by You under this Agreement. The Company may, in its sole discretion, provide the servers and software technology necessary to utilize the "online" component of the Software, or the Company may license to third parties the right to provide the servers and software technology necessary to utilize the "online" component of the Software. However, nothing contained herein shall be construed so as to place an obligation upon the Company to provide the servers and software technology necessary to utilize the "online" component at any time. The "online" component of the Software is subject to additional terms and conditions which are located at www.stacked.mtv.com. Use of the software and any "online" component signifies your agreement to such additional terms and conditions. The Company reserves the right to disable and retire the online component at any time without notice to You. Notwithstanding the foregoing, the Company may provide thirty (30) days notice of its intention to disable or retire the "online" component of the Software by placing notice on its website or the website for the game located at www.stacked.mtv.com.

GOVERNMENT RESTRICTED RIGHTS. The Software is provided with "RESTRICTED RIGHTS." Use, duplication or disclosure by the United States Government is subject to restrictions as

set forth in applicable laws and regulations. Use of the materials on this Site by the United States Government constitutes acknowledgement of the Company's proprietary rights therein.

DISCLAIMER. THE SOFTWARE IS PROVIDED "AS IS" WITHOUT WARRANTIES OF ANY KIND. THE COMPANY DISCLAIMS ALL WARRANTIES, EXPRESS OR IMPLIED, INCLUDING AND WITHOUT LIMITATION, THE IMPLIED WARRANTIES OF MERCHANTABILITY AND FITNESS FOR A PARTICULAR PURPOSE AND NON-INFRINGEMENT OF THIRD-PARTY INTELLECTUAL PROPERTY RIGHTS. THE COMPANY DOES NOT WARRANT, GUARANTEE OR MAKE ANY REPRESENTATION REGARDING THE USE OR THE RESULTS OF THE USE OF THE SOFTWARE IN TERMS OF ITS CORRECTNESS, ACCURACY, RELIABILITY, CURRENTNESS OR OTHERWISE. SOME JURISDICTIONS DO NOT ALLOW THE EXCLUSION OF OR LIMITATIONS ON IMPLIED WARRANTIES, SO THE ABOVE EXCLUSIONS AND LIMITATIONS MAY NOT APPLY TO YOU.


LIMITATION OF LIABILITY. ANY USE OF THE SOFTWARE IS UNDERTAKEN BY YOU ENTIRELY AT YOUR OWN RISK. THE COMPANY DOES NOT WARRANT THAT THE SOFTWARE WILL NOT CAUSE DAMAGE TO YOUR CONSOLE SYSTEM, NETWORK OR OTHER TECHNOLOGY. IN NO EVENT SHALL THE COMPANY, ITS EMPLOYEES OR LICENSORS BE LIABLE FOR ANY INDIRECT, CONSEQUENTIAL, INCIDENTAL, SPECIAL, PUNITIVE OR OTHER DAMAGES WHATSOEVER, ARISING OUT OF OR IN ANY WAY RELATED TO THE USE OF THE SOFTWARE EVEN IF THE COMPANY HAS BEEN ADVISED OF THE POSSIBILITY OF SUCH DAMAGES. IN NO EVENT WILL THE LIABILITY OF THE COMPANY FOR DAMAGES WITH RESPECT TO THE SOFTWARE BE IN EXCESS OF TEN DOLLARS REGARDLESS OF THE FORM OF THE CLAIM (INCLUDING, WITHOUT LIMITATION, ANY CONTRACT, PRODUCT LIABILITY, OR TORT CLAIM). SOME JURISDICTIONS DO NOT ALLOW THE EXCLUSION OF LIABILITY FOR INCIDENTAL OR CONSEQUENTIAL DAMAGES, SO THE ABOVE EXCLUSION MAY NOT APPLY TO YOU.

INDEMNITY. You agree to defend, indemnify and hold harmless the Company and its affiliates, subsidiaries, employees, contractors, officers, directors, vendors, and content providers from all liabilities, claims and expenses, including attorneys' arising from Your breach of this Agreement.

TERMINATION. This Agreement is effective until terminated. Company may immediately terminate this License at any time if you violate any of the terms of this Agreement. Upon termination, You must destroy each copy of the Software and destroy the manuals, packaging and printed materials.

MISCELLANEOUS. This Agreement is governed by the laws of the State of New York, exclusive of its conflict of laws provisions. You hereby irrevocably submit to the exclusive jurisdiction and venue of the State and Federal courts located in the State of New York, New York County. This Agreement constitutes the entire agreement between You and the Company regarding the Software and its use and supersedes any prior or contemporaneous agreement either oral or written, and any other communications between the You and the Company. If any portion of this Agreement is found to be unlawful, void, or for any reason unenforceable, it will be severed from and in no way affect the validity or enforceability of the remaining provisions of the Agreement.


NOTES



NOTES



NOTES



LIMITED WARRANTY

Myelin Media, LLC ("Myelin") warrants to the original purchaser ("You") that the PlayStation®2 Format Disc (Game Disc) shall be free from defects in material and workmanship for a period of ninety (90) days from the date of purchase. If the Game Disc is found to be defective within ninety (90) days from the date of original purchase, Myelin will replace the Game Disc free of charge, provided You return the defective item with a dated proof of purchase to the retailer from which the Product was originally purchased or, in the event that the retailer does not accept returns, You may contact Myelin for help and replacement information. This warranty is limited to the Game Disc containing the software program that was originally provided by Myelin. This warranty shall not be applicable and shall be void if, in the judgment of Myelin, the defect has arisen through abuse, mistreatment or neglect.

Limitations - This limited warranty is in lieu of all other warranties, whether oral written, express or implied, including any warranty of merchantability, fitness for a particular purpose or non-infringement of third-party intellectual property rights, and no other representation of any nature shall be binding on or obligate Myelin. If any such warranties are incapable of exclusion, then such warranties applicable to this product, including implied warranties of merchantability and fitness for a particular purpose, are limited to the 90-day period described above. In no event will Myelin be liable for any special, incidental or consequential damages resulting from possession, use or malfunction of the Myelin product, including damage to property, and to the extent permitted by law, damages for personal injury, even if Myelin has been advised of the possibility of such damages. In no event shall Myelin be liable for damages in excess of the amount actually paid by the original purchaser of the product. Some states do not allow limitation as to how long an implied warranty lasts and/or exclusions or limitation of incidental or consequential damages so the above limitations and/or exclusion of liability may not apply to You. In such jurisdictions, Myelin's liability shall be limited to the fullest extent permitted by law. This warranty gives you specific rights. You may also have other rights that vary from state to state.

Refunds - Myelin cannot provide refunds or otherwise process returns for credit of any kind other than an identical Product replacement. Any Product refund request must occur at the place of the original purchase, as the individual retail outlets set their own refund policy.

To receive warranty service within the 90-day warranty period, follow these steps:

1. Contact a technical support representative at 410.568.3660 between the hours of 8:00 AM and 12 midnight, EST, Monday through Friday.
2. If the technical support representative is unable to solve the problem by phone, a Return Authorization number will be issued.
3. Record the number on the outside of the packaging of your defective product, and return the Product (Game Disc only) along with the original sales receipt, showing the date of purchase, a brief description of the difficulty You are experiencing including your name, address and phone number to the address provided by the technical support representative.

If the product was damaged through misuse or accident, or if You do not have a dated sales receipt, then this ninety (90) day warranty is rendered void and You should follow the instructions for return after the ninety (90) day warranty period.

To receive service after the 90-day warranty period:

1. Contact a technical support representative at 410.568.3660 between the hours of 8:00 AM and Midnight, EST Monday through Friday.
2. If the technical support representative is unable to solve the problem by phone, return the product (compact disc only) along with a check or money order in the amount of US\$20.00 made payable to Myelin Media, LLC, and a brief description of the difficulty you are experiencing including your name, address and phone number to the address provided on our website www.myelinmedia.com.
3. Myelin may at its option, subject to the terms and conditions above, replace the disc. If replacement discs are not available, the defective disc will be returned and the \$20 payment will be refunded. Please use a traceable delivery method when sending correspondences and/or products to Myelin.

RSA BSAFE® SSL-C and Crypto-C software from RSA Security Inc. have been installed. RSA is a registered trademark of RSA Security Inc. BSAFE is a registered trademark of RSA Security Inc. in the United States and other countries. RSA Security Inc. All rights reserved. This software uses "DNAS" (Dynamic Network Authentication System), a proprietary authentication system created by Sony Computer Entertainment Inc. to provide security and to help protect copyrighted content. The unauthorized transfer, exhibition, export, import or transmission of programs and devices circumventing its authentication scheme may be prohibited by law. For additional information, see www.us.playstation.com/DNAS.

