

NICKELODEON™

SpongeBob™ SquarePants

REVENGE OF THE FLYING
DUTCHMAN



EVERYONE
E
CONTENT RATED BY
ESRB

INSTRUCTION MANUAL

THQ

WARNING: READ BEFORE USING YOUR PLAYSTATION®2 COMPUTER ENTERTAINMENT SYSTEM.

A very small percentage of individuals may experience epileptic seizures when exposed to certain light patterns or flashing lights. Exposure to certain patterns or backgrounds on a television screen or while playing video games, including games played on the PlayStation 2 console, may induce an epileptic seizure in these individuals. Certain conditions may induce previously undetected epileptic symptoms even in persons who have no history of prior seizures or epilepsy. If you, or anyone in your family, has an epileptic condition, consult your physician prior to playing. If you experience any of the following symptoms while playing a video game – dizziness, altered vision, eye or muscle twitches, loss of awareness, disorientation, any involuntary movement, or convulsions – **IMMEDIATELY** discontinue use and consult your physician before resuming play.

WARNING TO OWNERS OF PROJECTION TELEVISIONS:

Do not connect your PlayStation 2 console to a projection TV without first consulting the user manual for your projection TV, unless it is of the LCD type. Otherwise, it may permanently damage your TV screen.

USE OF UNAUTHORIZED PRODUCT:

The use of software or peripherals not authorized by Sony Computer Entertainment America may damage your console and/or invalidate your warranty. Only official or licensed peripherals should be used in the controller ports or memory card slots.

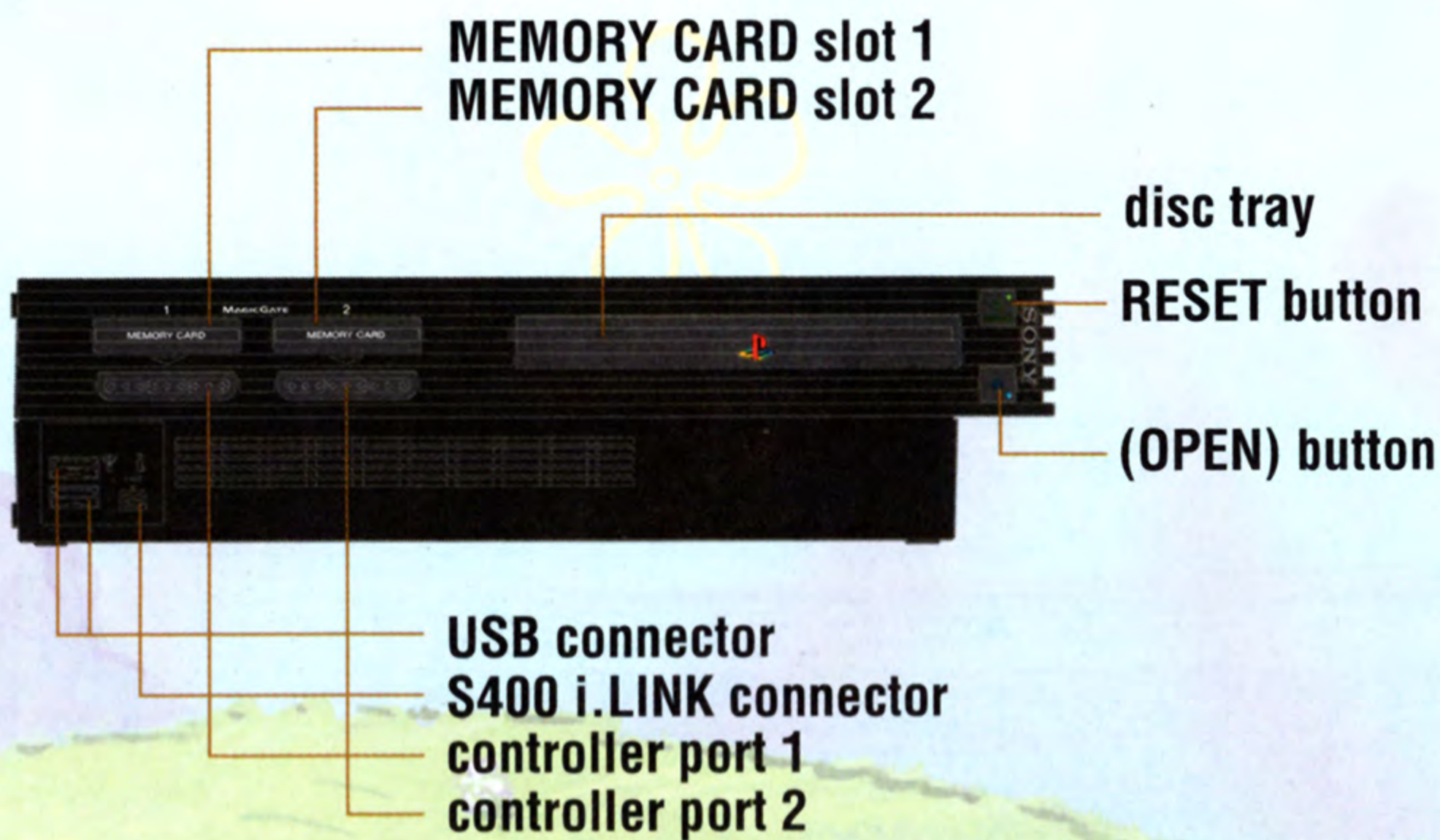
HANDLING YOUR PLAYSTATION 2 FORMAT DISC:

- This disc is intended for use only with PlayStation 2 consoles with the NTSC U/C designation.
- Do not bend it, crush it or submerge it in liquids.
- Do not leave it in direct sunlight or near a radiator or other source of heat.
- Be sure to take an occasional rest break during extended play.
- Keep this compact disc clean. Always hold the disc by the edges and keep it in its protective case when not in use. Clean the disc with a lint-free, soft, dry cloth, wiping in straight lines from center to outer edge. Never use solvents or abrasive cleaners.


CONTENTS

Getting Started	2
Starting Up.....	3
Controls	4
Story	5
Playing a Game.....	6
Bikini Bottom.....	6
Other Worlds.....	7
Letter Tiles	7
Costumes	8
Collectibles	10
Main Menu	12
Start a new game.....	12
Load a saved game	12
Extras	12
Options	13
On-Screen Display	14
Pause Menu.....	15
To Do List.....	15
Options.....	16
Save a game	16
Load a saved game.....	16
Exit the game	16
Game Settings.....	16
Credits	17
Limited Warranty.....	24

GETTING STARTED

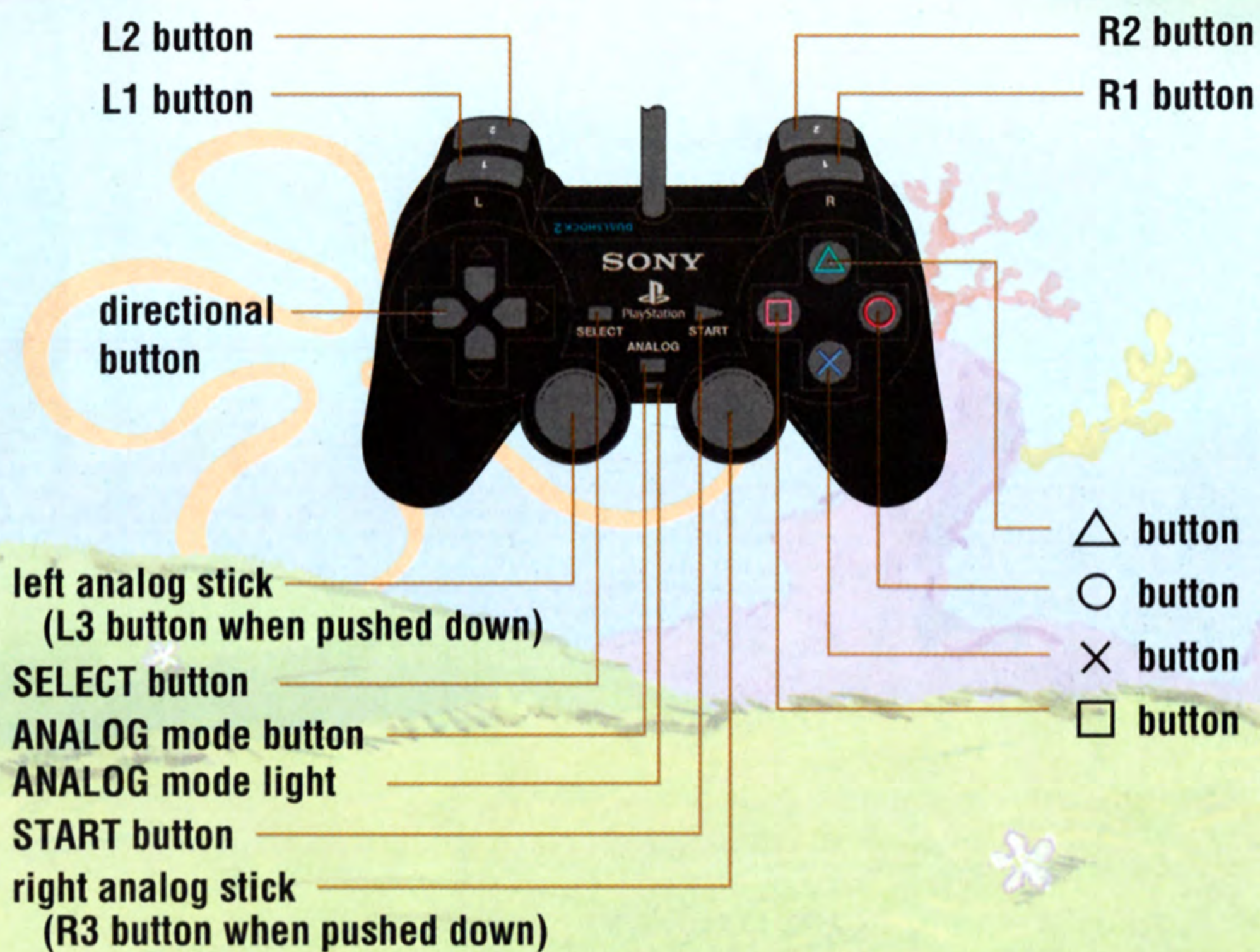


Set up your PlayStation®2 game console according to the instructions in its instruction Manual. Make sure the power is off before inserting or removing a compact disc. insert the SpongeBob SquarePants™: Revenge of the Flying Dutchman disc and close the disc cover. insert one game controller then turn on the PlayStation®2 game console. Follow on-screen instructions and refer to this manual for information on using the software.



STARTING UP

DUALSHOCK[®]2 ANALOG CONTROLLER CONFIGURATION



Memory Cards

To save game settings and progress, insert a memory card (8MB) (for PlayStation[®]2) into MEMORY CARD slot 1. You can load your saved games from the same card, or from any memory card containing previously saved *SpongeBob SquarePants™: Revenge of the Flying Dutchman* games. For more information on saving and loading games, see page 16.

CONTROLS

GAME CONTROLS

BUTTON	ACTION
directional buttons	Move
left analog stick	Move
right analog stick	Rotate Camera
X button	Jump
X button (twice)	Jump and Glide
R1 button, X button	Power Jump
□ button	Action
○ button	Belly Slam (press while in the air)
△ button	Back out of menu
R1 button	Duck (while running, press the R1 button to roll)
R3 button	Look (press the R3 button again to cancel)
L1 button	Sneak (while moving)
START button	Pause Game / To Do List / Options
SELECT button	Display Status

STORY

When SpongeBob SquarePants discovers a mysterious looking treasure chest, he can't resist the temptation to peek inside. What's this? Another chest, inside another chest, and ... say, there's just a plain old bottle in here! Uh-oh, SpongeBob, it looks like your curiosity really got the best of you this time! That ordinary looking bottle imprisoned the ghost of the notorious Flying Dutchman, and was the only thing keeping him from threatening the residents of Bikini Bottom - that is, until you opened it and set him free! Now the Flying Dutchman plans to force SpongeBob and all his friends to spend eternity serving as members of his ghostly pirate crew - whether they like it or not!

SpongeBob SquarePants desperately tries to warn his friends about the Dutchman, but they won't listen to him. One by one, they are hypnotized and put under the Dutchman's evil spell. SpongeBob knows he must find a way to stop the Dutchman before it's too late, but he can't do it alone. Help SpongeBob find the Seven Lost Treasures of the Dutchman that are hidden throughout the game. Together, maybe you can locate the Dutchman's secret hideout, recapture him and save SpongeBob's friends!

You really need to work fast, if you plan to help SpongeBob stop the Flying Dutchman from turning his friends into ghost pirates. Start by exploring Bikini Bottom, which is a great place to learn what you'll need to do throughout the game. Then, try to find Squidward Tentacles to see if he can give you some useful advice. Maybe he will loan you his book about ghostly lore. Of course, you're bound to run into lots of

PLAYING A GAME

obstacles along the way and you may have to solve some tricky puzzles. Luckily many undersea creatures are friendly and willing to help. You'd better hurry though. Some of SpongeBob's friends have already been captured and placed under the Dutchman's wicked spell. You've got to stop that mean old ghost, or SpongeBob and his friends are doomed to be ghost pirates forever!


Bikini Bottom

Ah, Bikini Bottom. Home, sweet pineapple home, of SpongeBob SquarePants. His neighbor, Squidward Tentacles, lives nearby in his stone idol house, and Patrick Star's rock house is just down the block.

When you leave Resident Row, you'll see the Krusty

Krab diner, where SpongeBob works as a fry cook, and the rival Chum Bucket restaurant. Be sure to explore the major landmarks while visiting Bikini Bottom, searching for collectible items and clues. Some important tasks on your To Do List need to be completed here before you can move on to explore the next world.

Hint: Press the START button, then choose To Do List to see all of the things you must accomplish in each world.



PLAYING A GAME

Other Worlds

Once you've completed your first set of tasks on your To Do List, it's time to leave Bikini Bottom and explore another world. Just find a bus stop, hop on the bench and the bus will come to take you on your journey to track down the evil Flying Dutchman. While searching for a way to rescue your friends, you might find yourself Downtown, taking care of some important business for Mr. Krabs. Of course, SpongeBob is always available to help his friends, so when Sandy is faced with some trouble in her Tree Dome, SpongeBob is off to the rescue. Just remember: there are lots of obstacles, dangers and wacky surprises out there. But if anyone can defeat the Flying Dutchman and save the residents of Bikini Bottom, it's our hero - **SpongeBob SquarePants!**

Letter Tiles

In each world, there is a set of nine letter tiles that must be collected. All of these tiles must be found in order to finish the game. On the face of each tile is a single letter and together they spell out the name S-P-O-N-G-E-B-O-B. Once you've found all the S-P-O-N-G-E-B-O-B letter tiles in a world, you can use them to solve a picture puzzle. Then you can uncover the Dutchman's hidden treasure located in that world. Of course, there are many more worlds to explore, with tiles to find, puzzles to solve and hidden treasures to uncover!

PLAYING A GAME


Costumes

Some tasks cannot be completed unless SpongeBob is wearing a special costume. After all, you can't wear square pants for every occasion! Find a costume tent when you need to change his clothes.

Jellyfishing Gear




Wearing his stylish glasses and carrying his jellyfishing net, SpongeBob will be able to catch lots of jellyfish and other creatures. He can even stow them safely in his trusty backpack.

Hint: Press the  button to swing the jellyfishing net. Use the net to catch critters and hang from hooks.

Mermaidman



In this costume, SpongeBob looks just like his favorite superhero, Mermaidman! Patrick may even appear dressed as his trusty sidekick, Barnacleboy to assist SpongeBob with his crime fighting.

Hint: Press the  button to make water balls and throw them. Throw water balls at opponents, or to knock down distant items.




PLAYING A GAME

Reef Blower



Some tasks require the extra power of a reef blower. Nothing can stop SpongeBob once he puts this mighty machine into action!


Hint: Press the  button to activate the reef blower. Use the blower to roll things and activate pinwheels.

Situational Costumes

These costumes will only appear in certain situations:


Karate Gear

Now SpongeBob is ready for any karate challenge.

With his protective helmet and super-sized hands, he can take on even the toughest opponents. Press the  button to perform a karate chop.

Treasure Hunter

You can't search for lost treasures without a proper treasure hunting costume! SpongeBob looks just like a seasoned explorer in his pith helmet and khaki clothes. His trusty treasure detecting stick will vibrate and lead him right to the hiding place!

Hint: Hold the  button, then turn around to detect the treasure. Controller vibrations are stronger when you're facing the right direction.




PLAYING A GAME

Collectibles

Doubloons

The Dutchman's treasure has been spread all over Bikini Bottom. Collect these valuable coins to uncover letter tiles.



Jellyfish

By collecting jellyfish, you may be able to buy an important bus ticket. Collect enough of them and you can also earn letter tiles.

Hint: Some of those jellyfish really don't want to be caught. You might have to sneak up on them to catch them by surprise!

Sand Dollars

Sand Dollars are the currency of Bikini Bottom. Use them to buy valuable items.



PLAYING A GAME

Square Pants

Hold onto your pants, SpongeBob! If you begin to lose your health, you might find yourself stripped down to your "tighty whities." Oh, barnacles! I hate it when that happens! Try to locate another pair of square pants to slip on, or you might find yourself feeling a little under-dressed. New pants can do wonders! They'll help you regain your sense of dignity and give your health an extra boost! If you lose all five pairs of pants, you might also lose your place in the game and have to go a few steps back. We sure don't want that to happen, do we?




MAIN MENU


Before SpongeBob can set off on his quest to stop the Flying Dutchman, he'll have to choose from the Main Menu options inside the Krusty Krab kitchen. Of course, that poses no problem for SpongeBob, since the kitchen of the Krusty Krab is one place where he feels right at home!



New Game

Press the  button to start a new game.

Load Game

Choose a previously saved game and press the  button to start where you left off.

Extras

DVD Trailer

Check out the preview for the latest DVD collection.

Theme Song

"Are you ready, Kids?"

Hints and Tips

Check these out, if you get into a jam.

MAIN MENU

Still Gallery

View some of the original SpongeBob concept art. Before he was a cartoon, SpongeBob was just an idea on paper.

Credits

Who are the people behind SpongeBob's wild adventure?

Options


Customize the game with the following options:

Sound volume

Music volume

Sound - Stereo/Mono


Vibration - On/OFF



ON-SCREEN DISPLAY

Health

You can always judge the health of a sponge by the number of pants he owns. When SpongeBob has less than five pairs of pants, he just doesn't feel his best.



Tiles

Whenever you collect a new tile, it will appear briefly on the screen.

Doubloons, Jellyfish & Sand Dollars

The top of the screen shows how many doubloons, jellyfish and sand dollars you've collected so far.

Camera icon



The camera icon appears on the bottom right corner of the screen in areas of the game where the player cannot go into first person view and cannot control the camera (or move the camera around SpongeBob). It appears in SpongeBob's house, Downtown High Rise, and during the Tile Puzzles, etc.

Instructions

Watch for tasks and important hints, which appear near the bottom of the screen.

ON-SCREEN DISPLAY

Pause Menu

Press the START button to pause the game. Here's where you can check on your overall progress and see the total number of doubloons, jellyfish and sand dollars you've collected in the game.



To Do List

Choose this option to view the tasks that must be completed in each world. Press the up and down directional buttons to scroll through the list. Press the right and left directional buttons, or use the analog stick, to view the tasks for other worlds. Continue to search each world until all the letter tiles have been found and all the tasks are complete. You may learn about some tasks from characters you meet in the game.

Hint: This screen also shows the number and percentage of doubloons, jellyfish and sand dollars you've collected in each world.



ON-SCREEN DISPLAY

Options

Save Game

You have a sudden craving for a Krabby Patty and need to leave for a little while. Save your game so you can start right where you left off.

Load Game

Glad you're back! i-i-i'm ready when you are!

Exit Game

Bye for now!

Game Settings

Sound volume

Music volume

Sound - Stereo/Mono

Vibration - On/OFF



CREDITS

CAST:

SpongeBob SquarePants, Gary
Tom Kenny

Squidward Tentacles
Rodger Bumpass

Patrick Star
Bill Fagerbakke

Sandy Cheeks
Carolyn Lawrence

Mr. Krabs
Clancy Brown

The Flying Dutchman
Brian Doyle-Murray

Plankton, Larry the Lobster
Mr. Lawrence (Doug Lawrence)

DEVELOPED BY BigSky INTERACTIVE, INC.

PRODUCER
Billy Cain

DESIGN DIRECTOR
Vas Nokhoudian

TECHNICAL DIRECTOR
Anthony Morone

ART DIRECTOR
Matt Scibilia

DESIGNER
Jeremy Arntson

ASSISTANT PRODUCER
Jason Kane

GAME PROGRAMMERS
Mike Bowman

Waylon Calabrese
Paul Hyman
Jim McHugh

PYTHON SCRIPTING SYSTEM
Jason Asbahr

TECHNOLOGY PROGRAMMERS

Fred Mizac
Alain Guyet
Eric Smolikowski
Nicolas Becavin
Tom Ketola
Mike Polydore

SPECIAL THANKS

Christian Huaux
Gilles Berguet

LEAD LEVEL ARTIST

Grant Pimpler

LEVEL ARTISTS

John Moore
Janet Oh
Damon Shelton
Jeff Perryman
Karl Holbert

LEAD ANIMATOR

Tony Salvaggio

ANIMATORS

Jenny Gibson
Alan Perez
Saab & Miller Productions
David Russ
Sam Fleming
Buck Wall
Kris Kapp
Dr. Galactic Floss
Alan Pickett

ARTISTS

Brian Smith
Todd Yarbrough
Chris Lane
Darrin LeBlanc
Michael Presley
Kevin Albers
Danny Matson
Carrie Meade
Jonathan Price

BigSky QA TESTING

Andre Garcia

CREDITS

STUDIO MANAGER

Stretch Williams

CONSULTING PRODUCER

Dave Downing

FINANCE MANAGER

Dominique Iyer

OPERATIONS MANAGER

Tish Morone

NETWORK ADMINISTRATOR

Rick McNeeley

BigSky INTERACTIVE WOULD LIKE TO THANK:

Kevin Remington

George Alistair Sanger

Lowell Bartolomee

Kimberly Dilts

Metrowerks Corporation

Becky Hook

Bruno Matzdorf

Sound Design & Recording Services

Provided by

HACIENDA POST

SOUND SUPERVISORS

Timothy J. Borquez

Mark Howlett

SOUND SPECIALISTS

Jeffery Hutchins

Dan Cubert

Eric Freeman

Matt Brown

Daisuke Sawa

Talent Coordination For Hacienda Post

Dawn Hershey

Sound Design Provided by

THE FAT MAN, George Alistair Sanger

Sound Recording Services Provided by:

Mat Mitchell

Music composed, recorded and mixed by

George Oldziej

MUSICIANS

Russ Scanlon - Electric and acoustic guitar

Paul Glasse - Mandolin

Jim Stringer - Slide guitar

John Mills - Clarinet, Saxophones

George Oldziej - Keyboards, percussion

Glenn Schuetz - Bass

Ernie Durawa - Drums

THQ

PRODUCER

Petro Piasecky

ASSISTANT PRODUCERS

Ryan Camu

Emerson Escobar

EXECUTIVE PRODUCER

Carolina Beroza

EXECUTIVE VICE PRESIDENT -

WORLDWIDE STUDIOS

Jack Sorensen

LEAD TESTER

Christopher Collazo

SENIOR TESTERS

Jay Cardellio

Jason de Heras

QUALITY ASSURANCE TESTERS

David Bator

David Bafus

Brian Borst

Leroy Patterson

Charles Way

Marc Durrant

Joe Garofalo

Mark Vazquez

William Campana

Michael Alvarino

Justin Drolet

Maral Farsi

Mike Coates

CREDITS

QUALITY ASSURANCE TECHNICIAN

Mario Waibel

QA DATABASE ADMINISTRATOR

Jason Roberts

QUALITY ASSURANCE MANAGER

Monica Vallejo

DIRECTOR OF QUALITY ASSURANCE

Jeremy S. Barnes

VICE PRESIDENT - MARKETING

Peter Dille

GROUP MARKETING MANAGER

John Ardell

SENIOR PRODUCT MARKETING MANAGER

Danielle Conte

ASSOCIATE PRODUCT MARKETING MANAGER

Ed Lin

DIRECTOR, CREATIVE SERVICES

Howard Liebeskind

SENIOR MANAGER, CREATIVE SERVICES

Kathy Helgason

ASSOCIATE CREATIVE SERVICES MANAGER

Melissa Roth

INSTRUCTION MANUAL

Claudia Piaseckyj

PACKAGING LAYOUT AND DESIGN

Chad Stroven - Beeline Group

SPECIAL THANKS

Brian Farrell

Jeff Lapin

Alison Locke

Germaine Gioia

Leslie Brown

Brandy A. Carrillo

Josh Galitsky

Yasyo

Dan Cubert

Tim Borquez

Mark Howlett

NICKELODEON INTERACTIVE

VP NICK MEDIA PRODUCTS

Steve Youngwood

DIRECTOR, NICK MEDIA PRODUCTS

Aly Sylvester

DIRECTOR OF MARKETING FOR NEW MEDIA

Sherice Guillory

MANAGER, DEVELOPMENT AND PRODUCTION, NICK INTERACTIVE

Erika 'E' Ortiz

MARKETING COORDINATOR, NICK INTERACTIVE

Erica David

NICKELODEON INTERACTIVE

WOULD LIKE TO THANK:

Deb Bart

Tim Blankley

Leigh Anne Brodsky

Manny Galan

Russell Hicks

Chris Horton

Deb Krassner

Rob Lemon

Linnette Pastori

Eric Squires

Geoff Todebush

Stavit Young

David Weibe

Stephen Hillenburg

Eric Coleman

YOU

Okay, Here's How it Works...

1. Purchase specially marked THQ/Nick video games. Simply look for the THQ/Nick Prize Points logo on the back of the box.
2. Go to www.thqnickprizepoints.com for instructions on setting up your Prize Points account or obtaining the mail-in certificate for ordering program merchandise rewards. If you are under the age of 13, your parent or legal guardian must provide consent before you may fully register online or order merchandise rewards. Registration on the website is not required for mail orders.
3. When you're on the website, you can register with your own user name and password, and become a THQ/Nick Prize Points member.
4. After you've registered, locate the 16 digit alpha-numeric code located on the THQ/Nick Prize Points card inside the video game box. Follow the instructions to enter this code in the space provided on the website.
5. Next, locate the 6 digit game number (located at the bottom of the next page) and enter it in the appropriate area on the website.
6. When you've collected enough THQ/Nick Prize Points, pick your very own Prize Points Reward from the list of available items and place your order. Shipping/Handling fees required for each item ordered.*



PlayStation®2



*Additional purchases required to qualify for Prize Points rewards. Offer expires 7/31/03 or while supplies last. Good © 2001 Paramount Pictures and Viacom International Inc. All rights reserved. Nickelodeon, Jimmy Neutron Boy Genius, International Inc. Nickelodeon Rocket Power, Rugrats created by Klasky Csupo, Inc. SpongeBob SquarePants created Exclusively published by THQ Inc. THQ, the THQ logo, and the THQ/NICK

CAN CHECK OUT...
...ALL OF
THESE GREAT
REWARDS!

NICK
Prize PointsTM
THQ

*Prizing design/
 colors subject
 to change.*



GAME HOLDER



NICK
GAMES
 www.nick.com

THQ
 www.thq.com

SpongeBob SquarePants: Revenge of the Flying Dutchman (PlayStation 2) 159086

only in the U.S. and Canada (except Quebec). Subject to official rules at www.THQNickPrizePoints.com. © 2002 THQ Inc. Nickelodeon Rocket Power, Rugrats, SpongeBob SquarePants, and all related titles, logos and characters are trademarks of Viacom by Stephen Hillenburg. "PlayStation" and the "PS" Family logo are registered trademarks of Sony Computer Entertainment Inc. Prize Points logo are trademarks and/or registered trademarks of THQ Inc.

MUSIC CD

Extra
BONUS
Episode!



You
Can
Help
Team
**Rocket
Power**
Save
Ocean
Shores!

AVAILABLE NOW

**KLASKY
CSUPO INC.**



PlayStation[®]2



www.nick.com



Comic Mischief

© 2002 THQ Inc. © 2002 Viacom International Inc. All Rights Reserved. Nickelodeon, Nickelodeon Rocket Power and all related titles, logos and characters are trademarks of Viacom International Inc. Created by Klasky Csupo, Inc. THQ and the THQ logo are registered trademarks of THQ Inc. All Rights Reserved. "PlayStation" and the "PS" Family logo are registered trademarks of Sony Computer Entertainment Inc.



www.thq.com

IT'S ADVENTURE TIME!

Test your skills in an adventure filled game as you help the Rugrats rescue their Royal Ransom! The Rugrats will face mysterious knights, capture rowdy monkeys, race crocodiles down twisting rivers, tame wild dinosaurs and much more on mission to reclaim their most prized possessions!



Dive into a circus full of action!



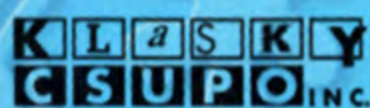
Blast through craters on the moon buggy!



PlayStation 2



Comic Mischief



www.nick.com



www.thq.com

© 2002 THQ Inc. © 2002 Viacom International Inc. All rights reserved. Nickelodeon, Rugrats and all related titles, logos, and characters are trademarks of Viacom International Inc. Created by Arlene Klasky, Gabor Csupo and Paul Germain. Published and distributed exclusively by THQ Inc. THQ and the THQ logo are registered trademarks of THQ Inc. All rights reserved. "PlayStation" and the "PS" Family logo are registered trademarks of Sony Computer Entertainment Inc.

LIMITED WARRANTY

Warranty and Service Information

In the unlikely event of a problem with your product ("Product"), you may only need simple instructions to correct the problem. Please contact the THQ Inc. ("THQ") Customer Service Department at (818) 880-0456 or on the web at <http://www.thq.com> before returning the Product to a retailer. Live Customer Service Representatives are available to help you Monday through Friday 9am to 5pm PST or you can use our automated systems by phone or on the web 24 hours a day, 7 days a week. Please do not send any Product to THQ without contacting us first. Your 5 digit Product Code is **46022**. Please use this code to identify your Product when contacting us.

Limited Warranty

THQ warrants to the best of THQ's ability to the original consumer purchaser of the Product that the medium on which the Product is recorded shall be free from defects in materials and workmanship for a period of ninety (90) days from the original date of purchase. The Product is sold "as is", without express or implied warranty of any kind, and THQ is not responsible for any losses or damages of any kind resulting from use of this Product. If a defect occurs during this ninety (90) day warranty period, THQ will either repair or replace, at THQ's option, the Product free of charge. In the event that the Product is no longer available, THQ may in its sole discretion, replace the Product with a Product of comparable value. The original purchaser is entitled to this warranty only if the date of purchase is registered at point of sale or the consumer can demonstrate, to THQ's satisfaction, that the product was purchased within the last ninety (90) days.

To receive warranty service:

Notify the THQ Customer Service Department of the problem requiring warranty service by calling (818) 880-0456 or on the web at <http://www.thq.com>. If the THQ service technician is unable to solve the problem by phone or on the web via e-mail, he will authorize you to return the Product, at your risk of damage, freight and insurance prepaid by you, together with your dated sales slip or similar proof-of-purchase within the ninety (90) day warranty period to:

THQ Inc.

Customer Service Department
27001 Agoura Road, Suite 270
Calabasas Hills, CA 91301

THQ is not responsible for unauthorized returns of Product and reserves the right to send such unauthorized returns back to customers.

LIMITED WARRANTY

This warranty shall not be applicable and shall be void if: (a) the defect in the Product has arisen through abuse, unreasonable use, mistreatment or neglect; (b) the Product is used with products not sold or licensed by SCEA or THQ (including but not limited to, non-licensed game enhancement and copier devices, adapters and power supplies); (c) the Product is used for commercial purposes (including rental); (d) the Product is modified or tampered with; (e) the Product's serial number has been altered, defaced or removed.

Repairs after Expiration of Warranty

After the ninety (90) day warranty period, defective Product may be replaced in the United States and Canada for US\$25.00. The original purchaser is entitled to the replacement of defective Product for a fee, only if proof of purchase is provided to THQ. Make checks payable to THQ inc. and return the product along with the original proof of purchase to the address listed above.

Warranty Limitations

THIS WARRANTY IS IN LIEU OF ALL OTHER WARRANTIES AND REPRESENTATIONS. NO OTHER WARRANTIES OR REPRESENTATIONS OR CLAIMS OF ANY NATURE SHALL BE BINDING ON OR OBLIGATE THQ. ANY APPLICABLE IMPLIED WARRANTIES OR REPRESENTATIONS, INCLUDING WARRANTIES OF MERCHANTABILITY AND FITNESS FOR A PARTICULAR PURPOSE ARE HEREBY LIMITED TO NINETY (90) DAYS FROM THE DATE OF PURCHASE AND ARE SUBJECT TO THE CONDITIONS SET FORTH HEREIN. IN NO EVENT SHALL THQ BE LIABLE FOR CONSEQUENTIAL OR INCIDENTAL DAMAGES RESULTING FROM THE BREACH OF ANY EXPRESS OR IMPLIED WARRANTIES.

The provisions of this warranty are valid in the United States only. Some states do not allow limitations on how long an implied warranty lasts or exclusion of consequential or incidental damages, so the above limitations and exclusions may not apply to you. This warranty gives you specific legal rights, and you may also have other rights, which may vary from state to state.

Warning

Copying of this Product or any of its contents or elements is illegal and is prohibited by United States and international copyright laws. Back-up or archival copies of this Product or any of its contents or elements are not authorized and are not necessary to protect your Product. United States and international copyright laws also protect this manual and other printed matter accompanying this Product. Violators will be prosecuted.

BLAST OFF!




PlayStation®2



NTSC U/C

JIMMY NEUTRON BOY GENIUS™



AVAILABLE NOW!



PlayStation®2



Comic Mischief



www.nick.com



www.thq.com

THQ Inc., 27001 Agoura Rd., Suite 270, Calabasas Hills, CA 91301

Instruction Manual © 2002 THQ Inc. © 2002 Paramount Pictures and Viacom International Inc. All rights reserved. Nickelodeon, Jimmy Neutron Boy Genius, SpongeBob SquarePants and all related titles, logos, and characters are trademarks of Viacom International Inc. SpongeBob SquarePants created by Stephen Hillenburg. Exclusively published by THQ Inc. THQ and the THQ logo are registered trademarks of THQ Inc. All Rights Reserved. All other trademarks, logos and copyrights are property of their respective owners.

Licensed for play on the PlayStation 2 computer entertainment system with the NTSC U/C designation only. "PlayStation" and the "PS" Family logo are registered trademarks of Sony Computer Entertainment Inc. The ratings icon is a trademark of the Interactive Digital Software Association. Manufactured and printed in the U.S.A. THIS SOFTWARE IS COMPATIBLE WITH PLAYSTATION 2 CONSOLES WITH THE NTSC U/C DESIGNATION. U.S. AND FOREIGN PATENTS PENDING. U.S. AND FOREIGN PATENTS PENDING.