

THE
Sopranos[®]
Road to Respect[™]



INSTRUCTION MANUAL



WARNING: READ BEFORE USING YOUR PLAYSTATION®2 COMPUTER ENTERTAINMENT SYSTEM.

A very small percentage of individuals may experience epileptic seizures when exposed to certain light patterns or flashing lights. Exposure to certain patterns or backgrounds on a television screen or while playing video games, including games played on the PlayStation®2 console, may induce an epileptic seizure in these individuals. Certain conditions may trigger previously undetected epileptic symptoms even in persons who have no history of prior seizures or epilepsy. If you, or anyone in your family, has an epileptic condition, consult your physician prior to playing. If you experience any of the following symptoms while playing a video game – dizziness, altered vision, eye or muscle twitches, loss of awareness, disorientation, any involuntary movement, or convulsions – IMMEDIATELY discontinue use and consult your physician before resuming play.

WARNING TO OWNERS OF PROJECTION TELEVISIONS:

Do not connect your PlayStation®2 console to a projection TV without first consulting the user manual for your projection TV, unless it is of the LCD type. Otherwise, it may permanently damage your TV screen.

USE OF UNAUTHORIZED PRODUCT:

The use of software or peripherals not authorized by Sony Computer Entertainment America may damage your console and/or invalidate your warranty. Only official or licensed peripherals should be used in the controller ports or memory card slots.

HANDLING YOUR PLAYSTATION®2 FORMAT DISC:

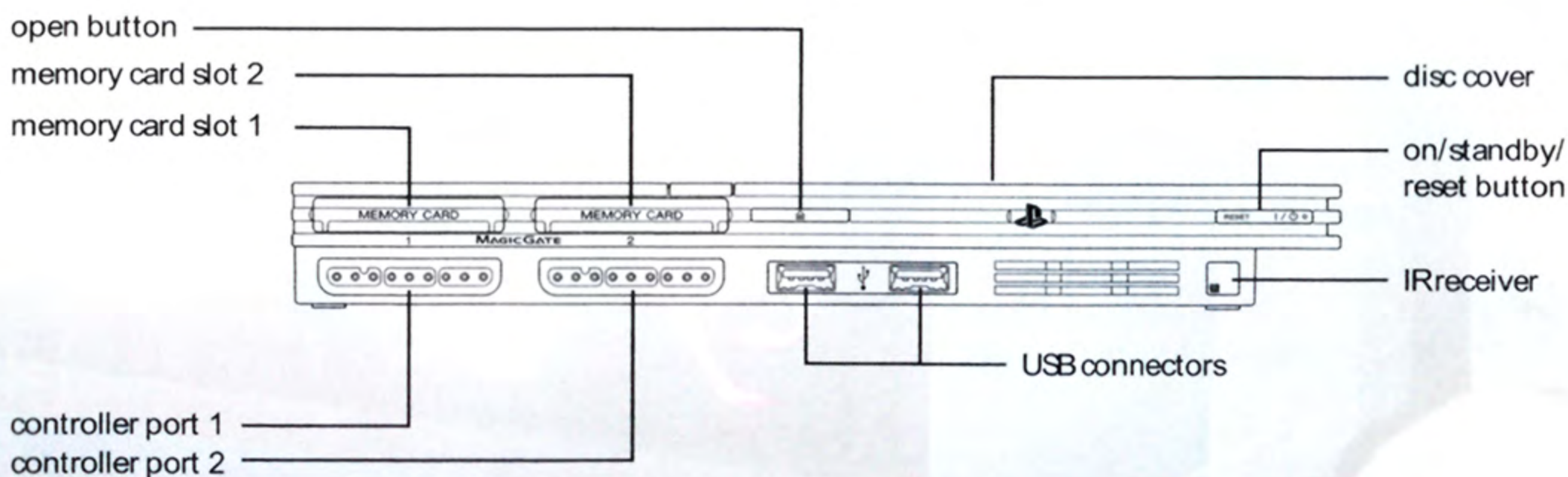
- This disc is intended for use only with PlayStation®2 consoles with the NTSC U/C designation.
- Do not bend it, crush it or submerge it in liquids.
- Do not leave it in direct sunlight or near a radiator or other source of heat.
- Be sure to take an occasional rest break during extended play.
- Keep this compact disc clean. Always hold the disc by the edges and keep it in its protective case when not in use. Clean the disc with a lint-free, soft, dry cloth, wiping in straight lines from center to outer edge.
- Never use solvents or abrasive cleaners.

TABLE OF CONTENTS

Getting Started	2
Starting Up	3
Pause Game Menu	4
Beginning a New Game	4
Talking the Talk, Walking the Walk	4
Saving & Loading	5
Credits	6
Limited Warranty	9



GETTING STARTED



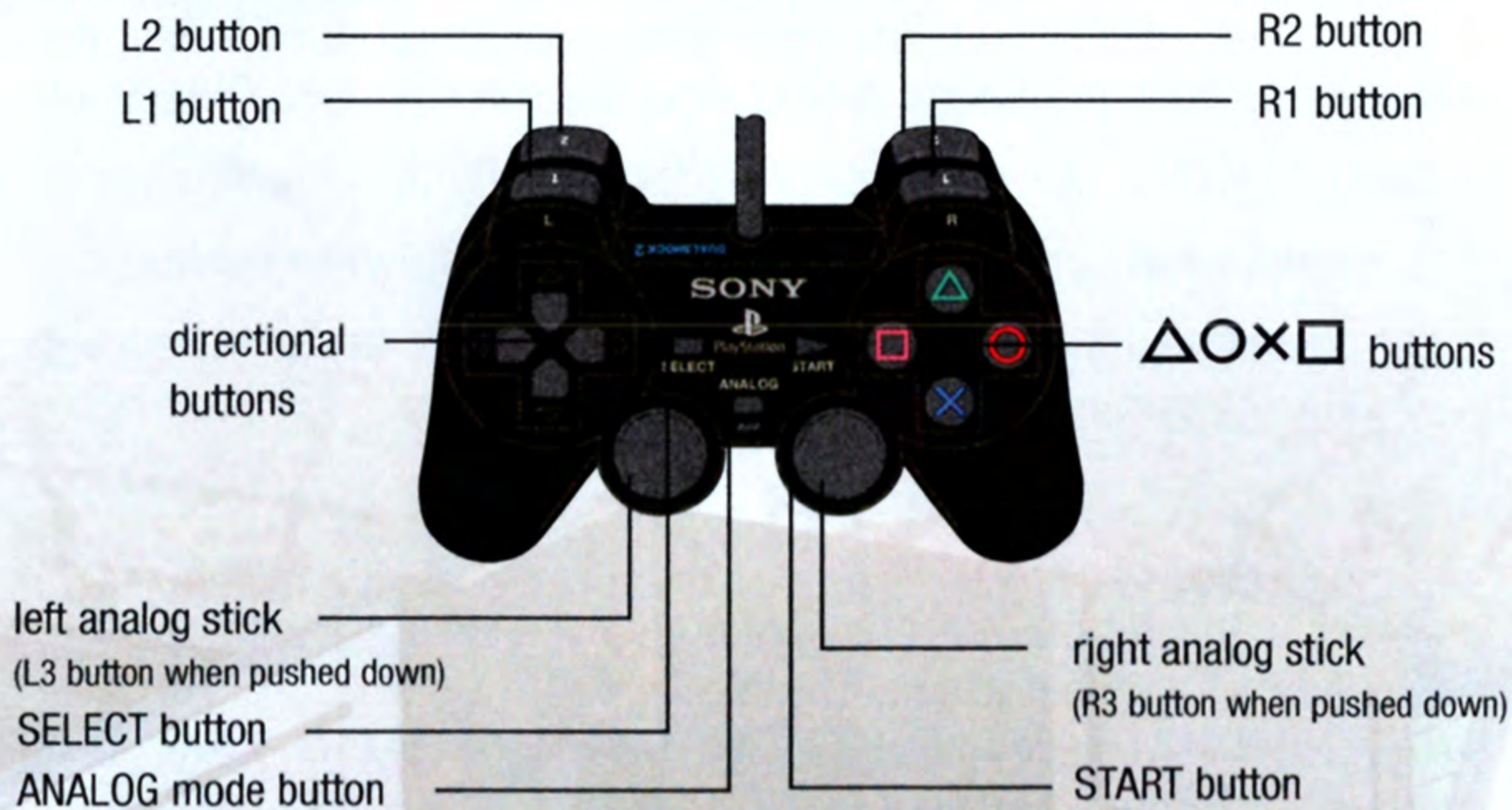
Set up your PlayStation®2 computer entertainment system according to the instructions supplied with your system. Check that the system is turned on (the on/standby indicator is green). Press the OPEN button to open the disc cover. Place **The Sopranos® Road To Respect™** disc with the label side facing up in the disc holder, and then close the disc cover. Attach game controllers and other peripherals as appropriate. Follow the on-screen instructions and refer to this manual for information on using the software.

Memory Card (8MB)(for PlayStation®2)

To save game settings and progress, insert a memory card (8MB)(for PlayStation®2) into MEMORY CARD slot 1 of your PlayStation®2 system. You can load saved game data from the same memory card or any memory card (8MB) (for PlayStation®2) containing previously **The Sopranos® Road To Respect™** saved games. For more information, see SAVING AND LOADING on page 5.

STARTING UP

DUALSHOCK®2 ANALOG CONTROLLER CONFIGURATIONS



Game Controls – Main Characters

Left analog stick	Move Character/ Special Moves/Select Response
Right analog stick	Rotate View, Targeting (with Gun)
L1 button (hold)	Pull Gun
L2 button	Taunt
L3 button	Display Hud (Health/Respect/Ammo)
R1 button	Block, Fire Gun
× button	Light Attack, Wield Weapon, Fire Gun/Pistol Whip or Talk
○ button	Grapple, Swap between Standing or Ground Grapple
□ button	Heavy Attack
△ button	Pick Up/Drop Weapon, Location-based Special Moves
Directional buttons	Select response
▶ button START	Pause Game

PAUSE GAME MENU

The Pause Game menu offers several separate option screens. Use the directional buttons or left analog stick to move through the screens. These screens include:

- “Objective” which will show your stats, including your Money, the Respect your family accords you, and the current story Objectives.
- “Moves”, which shows the controls for your fighting maneuvers.
- “Specials”, which shows any maneuvers you can do while fighting.
- The last screen allows you to Resume the game, Restart the level or Quit the game.

Beginning a New Game

After the power is turned on, the title screen will appear followed by the Main Menu. The Main Menu begins with four choices: New Game, Load Game, Options, and Bonus Material. A fifth option to Play Poker will appear after it is unlocked during gameplay. The Options Menu lets you adjust controller configuration and toggle subtitles. Bonus Material lets you view unlocked material and credits.



1. This bar shows your current Health.
2. Whenever you bring in the cash, this Money counter tallies it up for you.
3. This shows an Enemy's Health and also tells you when your enemy is dazed (letting you do special attacks).
4. During a Special Attack, a button will appear here to show you what to do to carry out the attack.
5. These show how much Respect you'll lose if you don't play it cool.
6. This tells how much Ammunition you've got left.

Talking the Talk, Walking the Walk

When working for the Family, sometimes it's about being the tough guy, other times it's about being the smooth talker. During certain conversations, you will be given the choice to play it Tough or Smooth. Simply press the left analog stick or directional buttons to select your choice. If neither option is selected, a more neutral response will be given. The outcomes of these conversations can vary greatly depending on your choice.

TALKING THE TALK, WALKING THE WALK

Respect

Some missions require you to run in with guns blazing, but most scenarios will require a more subtle approach. Using your gun when a star is displayed under your respect meter will cause a drop in respect. The more stars displayed, the larger the respect drop. If your respect meter drops to zero, the crew will whack you to prevent you from bringing any more unneeded attention to their operations.


If you find your respect meter dangerously low, you can pay tribute to your bosses to bring your respect back to 100%. You'll find opportunities to do this at Tony's bases of operation, The Bada Bing, Satriale's, and Nuovo Vesuvio. If they already respect you when you pay tribute, you'll unlock hidden content and bonus features.



Grapple Moves


Perform combos on a grappled enemy and press the directional buttons when prompted to perform any unlocked moves. Grapple an enemy next to objects like file cabinets, toilets and table saws to get your point across in a unique way. Similar moves can be done next to any wall or table.

Weapons

The mob isn't about fighting fair. Use mops, lamps, golf clubs and more to your advantage by selecting the  button near objects.

Saving & Loading

Your game will be saved automatically at the end of each story. To save your game, insert a memory card (8MB)(for PlayStation[®]2) into MEMORY CARD slot 1 of the console before starting play. You select from any of the save slots to either load your game. You can play your saved games from the same memory card (8MB)(for PlayStation[®]2) or from any memory card (8MB)(for PlayStation[®]2) with previously saved **The Sopranos[®] Road To Respect[™]** games.

You can continue a saved game from the Main Menu. Just highlight the 'Load' option and press the  button to confirm.

CREDITS

DEVELOPER

7 STUDIOS

VOICE TALENT

Tony Soprano

James Gandolfini

Christopher Moltisanti

Michael Imperioli

Silvio Dante

Steven Van Zandt

Paule 'Walnuts' Gualtieri

Tony Sirico

Anthony 'A.J.' Soprano, Jr.

Robert Iler

Sal 'Big Pussy' Bonpensiero

Vincent Pastore

Vito Spatafore

Joseph Gannascoli

Joey LaRocca

Christian Maelen

Trishelle

Monica Keena

Angelo Buscetta

Bobby Costanzo

VOICE OVER PRODUCTION

VOICEWORKS PRODUCTIONS

Casting & Voice-Over Director

Douglas Carrigan

Production Support

Monique Nelson

Recording Studios

The Audio Department, NY, NY

Atlantis Group Recording,

Santa Monica, CA

HBO

HBO NEW MEDIA PROGRAMMING

Executive Vice President

Carmi Zlotnik

Deal Ninja

Jason Kay

HBO INTERACTIVE ENTERTAINMENT

Vice President

Patricia Wagstaff

Creative Director

Dan Sacher

Production Executive

Rick Raymo

Product Development

Coordinator

Eric Braxton

MUSIC CREDITS

THQ INTERNAL:

Music Clearance

Sessing Music Services

Music Director

Victor Rodriguez

"Woke Up This Morning (Chosen One Mix)"

Written by Love, Love, Love, Rev.

D Wayne Love, Chester Burnette

Courtesy of Geffen Records under

license from Universal Music

Special Markets

Contains a sample from

"Standing At The Burial Ground"

by Mississippi Fred McDowell, a

sample from "Mannish Boy"

performed by Muddy Waters

used courtesy of Sony Music and

elements from "Tell Me"

performed by Howlin' Wolf,

under license from Universal

Special Markets.

© 1997 Elemental Records Ltd.

Published by Chrysalis Music

(ASCAP)/Arc Music Corporation

(BMI)

"Ooh La La"

Written by Alison Elizabeth

Goldfrapp and William Owen

Gregory

Performed by Goldfrapp

Courtesy of Mute Records

Under license from EMI Film &

Television Music

© 2005 Warner/Chappell Music
Publishing Ltd. (PRS)

"Girls, Girls, Girls"

Written by Tommy Lee, Mick

Mars, Nikki Sixx

Performed by Motley Crue

© 1999 Masters 2000, Inc.

Courtesy of Masters 2000, Inc.

under license from Universal

Music Enterprises

© 1987 WB Music Corp.

(ASCAP), Mars Mountain Music

(ASCAP), Sixx Gunner Music

(ASCAP), Tommyland Publishing

All rights obo itself, Mars

Mountain Music and Sixx Gunner

Music admin. by WB Music Corp.

"I Begin To Wonder"

Written by Jean Claude Ades,

Dacia Bridges and Olaf

Kramolowsky

Performed by

Dannii Minogue

© 2003 London Records 90

Limited

Licensed Courtesy of Ultra

Records, Inc.

© BMG Songs, Inc. (ASCAP) obo

Arabella Musikverlag GMBH,

Neue Welt Musikverlag GMBH &

Co. KG (GEMA), Edition J.C.A.

Songs (GEMA)

All rights obo of Neue Welt

Musikverlag GMBH & Co. KG and

Edition J.C.A. Songs admin. by

Warner/Chappell Overseas

Holdings Ltd.

"The Crablouse"

Written by Praga Khan, Jade 4

U, Oliver Adams and J.K. Magick

Performed by Lords of Acid

© 1996 Antler-Subway

Records

Published by BE's Songs (BMI)

"Monsters In The Parasol"

Written by Josh Homme, Nick

Oliveri and Mario Lalli

Performed by Queens Of The

Stone Age

© 2000 Interscope Records

Courtesy of Interscope Records

under license from Universal

Music Enterprises

CREDITS

Published by Board Stiff Music (BMI), Natural Light Music (BMI), Blood Onion Music (BMI)

"Baby Got Back"

Written by Anthony L. Ray
Performed by Sir Mix-A-Lot
© 1992 The Island Def Jam Music Group
Courtesy of The Island Def Jam Music Group under license from Universal Music Enterprises
© 1992 Universal-Songs of PolyGram Int., Inc. and Mix-A-Lot Publ. All rights administered by Universal Songs of PolyGram Int., Inc.

"Can You Hear Me"

Written by Black "G", Seismic, Steve The "E" Ross and Bruce Richmond
Performed by Real Smoke
Courtesy of "Street Notez" Recordings/Real Smoke (ASCAP)

"Hell & Consequences"

Written by Corey Taylor, Josh Rand, James Root and Shawn Economaki
Performed by Stone Sour
© 2001 The All Blacks B.V.
© 2006 EMI April Music Inc., Stone Sour Music LLC., Much That Music
All rights for Stone Sour Music LLC. and Much That Music controlled and admin. by EMI April Music Inc. (ASCAP)

"Opticon"

Written by Jay Gordon, Amir Derakh, Bobby Hewitt, Ryan Shuck and Paige Haley
Performed by Orgy
Courtesy of Waner Bros. Records, Inc.
By arrangement with Warner Music Group Video Game Licensing
© 2006 Warner Bros. Records, Inc.
© 2006 WB Music Corp. (ASCAP), Vision X Music (ASCAP), Amiricol Music (ASCAP), New Static (ASCAP), Exer Sapien Music (ASCAP), Dog Eyed Goon Music,

LLC (ASCAP)
All rights admin. by WB Music Corp.

"Disasterpiece"

Written by M. Shawn Crahan, Chris Fehn, Paul Gray, Nathan Jordison, James Root, Corey Taylor, Mic Thomson and Sid Wilson
Performed by Slipknot
© 2001 The All Blacks B.V.
© 2001 EMI April Music Inc. and Music That Music
All rights controlled and admin. by EMI April Music Inc. (ASCAP)

"Downtown"

Written by Peaches and Greg Kurstin
Performed by Peaches
© 2006 XL Recordings Ltd.
Courtesy of XL Recordings Ltd.
© 2006 PeachesRocks Music, Inc. (ASCAP) administered by Bug, EMI Blackwood Music Inc., Tucano Music
All rights for Tucano Music controlled and admin. by EMI Blackwood Music Inc. (BMI)

"Ghetto"

Written and performed by John Gold

"A Little Bit Of Shh"

Written by Louise Harman and Gabriel Olegavich
Performed by Lady Sovereign
Chocolate Industries 2006

"Under the Hammer Pt. 2"

Written by K.R. Jenkins and R.J. Krohn
Performed by Diverse
Chocolate Industries 2006

"Ride The Pain (Jacques Lu Cont Thin White Duke Mix)"

Written by Juliet and Garrett Lee
Performed by Juliet
Courtesy of Virgin Records America, Inc.
Under license from EMI Film & Television Music
Published by Chrysalis Music (ASCAP)

"BSTV"

Written by Daniel Leirich
Performed by doctor op
Published by Big Yellow Mansion Publishing (ASCAP)

"Bucci Bag"

Written by Marco Capelli a.k.a. Andrea Doria, Michael Zodorozny, Dale Feliciello, Dino Lanni and Mallory Yago
Performed by Andrea Doria
License courtesy of Star 69 Entertainment Ltd. 2006
© Disco Inn (SIAE), Flagellette Tidy Music (ASCAP), Edizioni Musicali Camaleonte (SIAE)

"Stranger In You"

Written by and performed by Lullacry
© Spine-Farm Oy
© 2005 Magic Arts Publishing (ASCAP) obo itself and Runka Publishing
Courtesy of Century Media Records licensed from Spine-Farm Records

"Like This"

Written by Nathaniel Hale, Louis Harden, Dedrick Rolison and Andre Taylor
Performed by Mack 10 featuring Nate Dogg
Courtesy of Capitol Records
Under license from EMI Film & Television Music
Published by Nate Dogg Music (BMI), admin. by Reach Global Songs, Dimensional Music of 1091 (ASCAP) and Hoo Bangin Muzik (ASCAP) admin. by Cherry Lane Music Publishing Company, Inc. (ASCAP), Can We Get In The Game (ASCAP)

"Dog Food"

Written and performed by Iggy Pop
Courtesy of Sony BMG Music Entertainment (UK) Ltd.
By arrangement with Sony BMG Music Entertainment
© 1980 James Osterberg Music (BMI) admin. by Bug

CREDITS

"Babysitter"

Written by Chantal Claret and Pedro Yanowitz
Performed by Morningwood
Courtesy of Capitol Records
Under license from EMI Film & Television Music
Published by Three Men & A Little Lady Music (BMI), It's Tits Music (ASCAP)

"Devil Nights"

Written by Tyler Spencer
Performed by Electric Six
Licensed from Metropolis Records
Published by Sony/ATV Music Publishing (UK) Ltd. obo Wall of Sound Publishing

"Splash"

Written by Robert George Howes
Performed by Overseer
Courtesy of Columbia Records
By arrangement with Sony BMG Music Entertainment
© 2005 Warner/Chappell Music Ltd. (PRS)

"Late Nite"

Written and performed by Perfect Project
Courtesy of Perfect Records and INgrooves
© 2005 All Cica Publishing, Dotmachine Publishing (ASCAP)

"Ghosts of Mars"

Written and performed by Doujah Raze
Courtesy of Trilogy Records and INgrooves
© 2005 TrilogyonWax (ASCAP)

"Porn Star"

Written by B. McCarthy
Performed by Deepthroat
Courtesy of Memento Recordings and INgrooves
© 2005 Memento Music (BMI)

"1, 2, 3"

Written and performed by Bobby Cheeks featuring KRS-ONE
Courtesy of Urban Musiq Group and INgrooves
Published by Bobby Cheeks Publishing + DRSM Publishing

The following are licensed courtesy of RipTide Music, Inc.:

"Gonna Get U"

Written Andy Hayman and Gareth Young (PRS)
Performed by Untamed
Published by Kick Ass Publishing

"Love Session"

Written and performed by Frank McDonald and Chris Rae
Published by Rouge Music Ltd. (ASCAP)

"PMP Chill"

Written and performed by Joe Webb
Published by Via Marina Music (BMI)

"Money Where Your Mouth Is"

Written and performed by Jon Butcher
Published by Via Marina Music (BMI) obo Butcher Block (BMI)

"La Traviata (Addio del Passato)" – Giuseppe Verdi

Arranged by Jim Long
Published by Just Classics (ASCAP)

"Cosi Fan Tutte (Un'aura Amorosa)" – Wolfgang Mozart

Arranged by Jim Long
Published by Just Classics (ASCAP)

"The Four Seasons (Spring - Allegro)" – Antonio Vivaldi

Arranged by Jim Long
Published by Just Classics (ASCAP)

"She's Got More Than Money Can Buy"

Written and performed by Alan Ett
Published by Willowview Publishing (BMI)

"Cheers"

Written and performed by Roger Webb
Published by DeWolfe Music Ltd. (ASCAP)

"Black Velvet"

Written and performed by Keith Papworth
Published by DeWolfe Music Ltd. (ASCAP)

The following are licensed courtesy of APM-Associated Production Music, LLC:

"Disco Tel Aviv"

"My Freilach"

"Hava Nagila"

"Flow Little River"

All Rights Reserved. Used By Permission. International Copyright Secured.

WARRANTY AND SERVICE INFORMATION

In the unlikely event of a problem with your product ("Product"), you may only need simple instructions to correct the problem. Please contact the THQ Inc. ("THQ") Customer Service Department at (818) 880-0456 or on the web at <http://www.thq.com> before returning the Product to a retailer. Live Customer Service Representatives are available to help you Monday through Friday 9am to 5pm PST or you can use our automated systems by phone or on the web 24 hours a day, 7 days a week. Please do not send any Product to THQ without contacting us first. Your 5 digit Product Code is **46102**. Please use this code to identify your Product when contacting us.

Limited Warranty

THQ warrants to the best of THQ's ability to the original consumer purchaser of the Product that the medium on which the Product is recorded shall be free from defects in materials and workmanship for a period of ninety (90) days from the original date of purchase. The Product is sold "as is," without express or implied warranty of any kind, and THQ is not responsible for any losses or damages of any kind resulting from use of this Product. If a defect occurs during this ninety (90) day warranty period, THQ will either repair or replace, at THQ's option, the Product free of charge. In the event that the Product is no longer available, THQ may, in its sole discretion, replace the Product with a Product of comparable value. The original purchaser is entitled to this warranty only if the date of purchase is registered at point of sale or the consumer can demonstrate, to THQ's satisfaction, that the product was purchased within the last ninety (90) days.

To receive warranty service: Notify the THQ Customer Service Department of the problem requiring warranty service by calling (818) 880-0456 or on the web at <http://www.thq.com>. If the THQ service technician is unable to solve the problem by phone or on the web via e-mail, he will authorize you to return the Product, at your risk of damage, freight and insurance prepaid by you, together with your dated sales slip or similar proof-of-purchase within the ninety (90) day warranty period to:

THQ Inc.
Customer Service Department
29903 Agoura Rd.,
Agoura Hills, CA 91301

THQ is not responsible for unauthorized returns of Product and reserves the right to send such unauthorized returns back to customers.

This warranty shall not be applicable and shall be void if: (a) the defect in the Product has arisen through abuse, unreasonable use, mistreatment or neglect; (b) the Product is used with products not sold or licensed by Sony Computer Entertainment America or THQ (including but not limited to, non-licensed game enhancement and copier devices, adapters and power supplies); (c) the Product is used for commercial purposes (including rental); (d) the Product is modified or tampered with; (e) the Product's serial number has been altered, defaced or removed.

Repairs after Expiration of Warranty — After the ninety (90) day warranty period, defective Product may be replaced in the United States and Canada for US\$25.00. The original purchaser is entitled to the replacement of defective Product for a fee, only if proof of purchase is provided to THQ. Make checks payable to THQ Inc. and return the product along with the original proof of purchase to the address listed above.

Warranty Limitations

THIS WARRANTY IS IN LIEU OF ALL OTHER WARRANTIES AND REPRESENTATIONS. NO OTHER WARRANTIES OR REPRESENTATIONS OR CLAIMS OF ANY NATURE SHALL BE BINDING ON OR OBLIGATE THQ. ANY APPLICABLE IMPLIED WARRANTIES OR REPRESENTATIONS, INCLUDING WARRANTIES OF MERCHANTABILITY AND FITNESS FOR A PARTICULAR PURPOSE ARE HEREBY LIMITED TO NINETY (90) DAYS FROM THE DATE OF PURCHASE AND ARE SUBJECT TO THE CONDITIONS SET FORTH HEREIN. IN NO EVENT SHALL THQ BE LIABLE FOR CONSEQUENTIAL OR INCIDENTAL DAMAGES RESULTING FROM THE BREACH OF ANY EXPRESS OR IMPLIED WARRANTIES.

The provisions of this warranty are valid in the United States only. Some states do not allow limitations on how long an implied warranty lasts or exclusion of consequential or incidental damages, so the above limitations and exclusions may not apply to you. This warranty gives you specific legal rights, and you may also have other rights, which may vary, from state to state.

Warning — Copying of this Product or any of its contents or elements is illegal and is prohibited by United States and international copyright laws. Back-up or archival copies of this Product or any of its contents or elements are not authorized and are not necessary to protect your Product. United States and international copyright laws also protect this manual and other printed matter accompanying this Product. Violators will be prosecuted.

Official HBO Licensed Product. The Sopranos and artwork, audio-visual display, characters and other elements therein: Copyright © 1999–2006 Home Box Office, Inc. All Rights Reserved. The Sopranos, Road to Respect and HBO are trademarks of Home Box Office, Inc. Developed by 7 Studios. 7 Studios and their logo are trademarks of 7 Studios. Uses Bink Video. Copyright © 1991–2006 by RAD Game Tools, Inc. Software Code: Copyright © 2006 THQ Inc. THQ and the THQ logo are trademarks and/or registered trademarks of THQ Inc. All rights reserved. All other trademarks, logos and copyrights are property of their respective owners. No celebrity endorsements implied.

REGISTER YOUR GAMES

ONLINE AT www.thq.com



MY THQ

Go to the MY THQ link at www.thq.com to win games and other great prizes. Plus...

- » Personalize your online experience with MY THQ to receive game alerts, exclusive screens, videos and wallpapers
- » Get the latest THQ newsletters
- » Access the Career Zone, Forum and online games
- » Download the latest demos and patches
- » Easy to use site for all THQ gaming information
- » Quick links to search by title or platform
- » Be considered for beta testing and help shape the THQ games of the future

HBO[®]
www.hbo.com

BINK
VIDEO



THQ
www.thq.com

THQ Inc., 29903 Agoura Rd., Agoura Hills, CA 91301
Official HBO Licensed Product. The Sopranos and artwork, audio-visual display, characters and other elements therein: Copyright © 1999 - 2006 Home Box Office, Inc. All Rights Reserved. The Sopranos, Road to Respect and HBO are trademarks of Home Box Office, Inc. Developed by 7 Studios. 7 Studios and their logo are trademarks of 7 Studios. Uses Bink Video. Copyright © 1991 - 2006 by RAD Game Tools, Inc. Software Code: Copyright © 2006 THQ Inc. THQ and the THQ logo are trademarks and/or registered trademarks of THQ Inc. All rights reserved. All other trademarks, logos and copyrights are property of their respective owners. No celebrity endorsements implied.

108500