

NICKELODEON

Rugrats

Royal Ransom



EVERYONE
E
CONTENT RATED BY
ESRB

INSTRUCTION MANUAL

THQ

WARNING: READ BEFORE USING YOUR PLAYSTATION®2 COMPUTER ENTERTAINMENT SYSTEM.

A very small percentage of individuals may experience epileptic seizures when exposed to certain light patterns or flashing lights. Exposure to certain patterns or backgrounds on a television screen or while playing video games, including games played on the PlayStation 2 console, may induce an epileptic seizure in these individuals. Certain conditions may induce previously undetected epileptic symptoms even in persons who have no history of prior seizures or epilepsy. If you, or anyone in your family, has an epileptic condition, consult your physician prior to playing. If you experience any of the following symptoms while playing a video game – dizziness, altered vision, eye or muscle twitches, loss of awareness, disorientation, any involuntary movement, or convulsions – IMMEDIATELY discontinue use and consult your physician before resuming play.

WARNING TO OWNERS OF PROJECTION TELEVISIONS:

Do not connect your PlayStation 2 console to a projection TV without first consulting the user manual for your projection TV, unless it is of the LCD type. Otherwise, it may permanently damage your TV screen.

USE OF UNAUTHORIZED PRODUCT:

The use of software or peripherals not authorized by Sony Computer Entertainment America may damage your console and/or invalidate your warranty. Only official or licensed peripherals should be used in the controller ports or memory card slots.

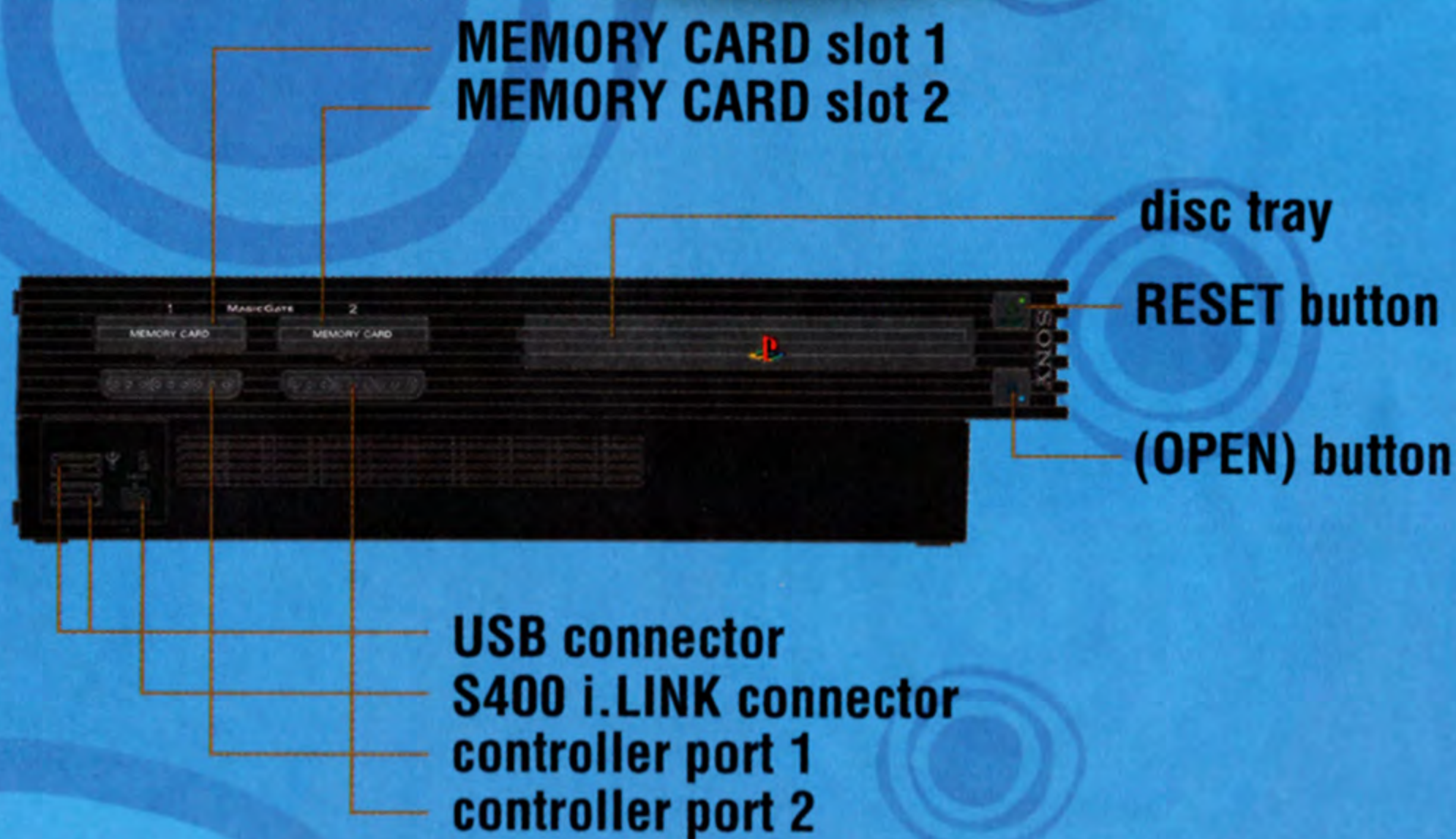
HANDLING YOUR PLAYSTATION 2 FORMAT DISC:

- **This disc is intended for use only with PlayStation 2 consoles with the NTSC U/C designation.**
- **Do not bend it, crush it or submerge it in liquids.**
- **Do not leave it in direct sunlight or near a radiator or other source of heat.**
- **Be sure to take an occasional rest break during extended play.**
- **Keep this compact disc clean. Always hold the disc by the edges and keep it in its protective case when not in use. Clean the disc with a lint-free, soft, dry cloth, wiping in straight lines from center to outer edge. Never use solvents or abrasive cleaners.**

CONTENTS

Getting Started	2
Game Controls	3
Introduction	4
Set-up	5
Royal Ransom!	6
Characters	7
Items	8
The Play Palace 3000	9
Snow World	9
Jungle World	10
Undersea World	11
Arabian World	12
Circus World	13
Dino World	14
Moon World	15
Medieval World	16
Stormin' the Castle	17
ATM	17
Mini and Multi-player Games	18
Credits	20
Notes	26
Limited Warranty	28

GETTING STARTED



Set up your PlayStation®2 computer entertainment system according to the instructions in its Instruction Manual. Make sure the MAIN POWER switch (located in the back of the console) is turned on. Press the RESET button. When the power indicator lights up, press the open button and the disc tray will open. Place the **Rugrats™ Royal Ransom** disc on the disc tray with the label side facing up. Press the open button again and the disc tray will close. Attach game controllers and other peripherals, as appropriate. Follow the on-screen instructions and refer to this manual for information on using the software.

MEMORY CARDS

To save your game in progress, insert a memory card (8MB) (for PlayStation®2) into the MEMORY CARD slot 1 of the PlayStation 2 game console before starting play. You can load your saved games from the same card or from any memory card with previously saved **Rugrats™ Royal Ransom** games.

GAME CONTROLS

DUALSHOCK®2 ANALOG CONTROLLER CONFIGURATION



BUTTON

directional buttons

⊗ button

◻ button

○ button

△ button

L2 button

R2 button

right analog stick

left analog stick

START button

ACTION

Navigate through menus/Move character/Aim

Select in menus/Jump/Double jump (tap twice)/ Speed up (vehicles only). Do a diapey bounce by pressing the ⊗ button, then the ○ button.

Action (use, throw or fire)/Jump (vehicles only)/Switch between babies (in playset only)

Crawl/Tumble while running/Put item away/ Reverse (vehicles only)

Back button in menus

Press to center camera, hold for 2 seconds for instant camera reset

Horn sound (vehicles only)

1st person camera (not used in vehicles)

Move camera

Navigate through menus/Move character/Aim

Bypass title screen/Bring up pause menu

INTRODUCTION

Tommy's daddy, Stu, has invented the bestest thing ever - The Play Palace 3000! Even Grandpa thinks it is fit for a queen and mean 'ol Angelica agrees. While daddy Stu is out looking for a few last parts (and Grandpa is asleep), Angelica takes over the palace and holds the babies favorite toys for ransom. Can you help the Rugrats take back the palace, claim what is rightfully theirs and dethrone the wicked queen Angelica?



SET-UP

Ready to play, babies? Firsts, you gots to choose what you want to do:

Play Adventure – This lets you start Rugrats™ Royal Ransom from the beginning. Do you want your game to be Baby Easy, Rugrat Medium, or Reptar Tough?

Play Silly Stuff – Play any of the mini or multi-player games that you have purchased at the ATM using Reptar Funny Money.

Note: You must save your game after purchasing for them to be playable. This requires a memory card (8MB)(for PlayStation®2).

Special Features – This lets you see some upcoming games!



ROYAL RANSOM!

The wicked queen Angelica wants the babies to be her loyal subjects, so she has stolen all of the Rugrats' favorite toys! She is keeping them with her in the highest tower where she can look down on her lowly subjects and order them around.




You're going to have to go through all of the worlds of the Play Palace 3000, collecting big batteries to open up the higher tiers on the play set. Your toys are with Angelica at the very top. Get to your toys and dethrone that mean ol' queen. It's time for a baby revolution!

**A baby's gotta do what
a baby's gotta do!**



CHARACTERS

You get to play as the following characters in **Rugrats™ Royal Ransom**: Tommy, Chuckie, Kimi, Phil or Lil. You can switch between these characters when you are in the playset or the backyard (where you start the game). To make a switch, press the  button.

Susie will explain the rules of the challenges at the start of each one. If you miss the rules the first time, select Susie's Rules from the Pause Menu to hear them again.

Of course, Angelica will be there too, encouraging the babies to quit playing and serve her.

Be sure to purchase the surprise playable characters from the ATM, using your Reptar Funny Money. Once purchased, they can be used in some mini and multi-player games.



ITEMS



Little batteries - Make sure to keep an eye out for these all over the Play Palace 3000! The little batteries are used to open up the doors to new games you haven't played yet.



Coins - If you collect 100 of these, you can use them to get a baby back onto the playset, if they have gotten bumped out after getting too many boo-boos.



Reptar Funny Money - You can use Reptar Funny Money at the ATM to purchase mini or multi-player games.



Big Batteries - You can collect big batteries by winning games inside the worlds. Collect enough big batteries on each tier to open up the next tier of the Play Palace 3000. Open up all three tiers and you will be able to reach Angelica!



Angelica-in-a-box - If you see one of these, be careful not to bump it. It is an Angelica-in-a-box and it is not very friendly.



Magic Helper Ball - If you need help finding your way inside a game, look for one of these... it's called a magic helper ball. When you touch it, it will lead you closer to where you want to go.



Radar Screen - This can help you locate different objects throughout the levels.



Energy Meter - This gauges the amount of energy you have before you need to leave a Play Palace 3000 challenge.

THE PLAY PALACE 3000

Inside Tommy's backyard is the fantabulous Play Palace 3000. This castle-like playset has lots of different worlds you will have to travel through before you can get to Angelica.

SNOW WORLD

Ready, Set, Snow: You get to race against two snowmen! Race against Slush and his big brother, Chilly. Be careful of tree logs, snow patches and ice pillars, 'cause they'll slow you down! Pressing the **X** button will make your saucer hop. Beat both snowmen and you will win a big battery.



Mr. Snowtato Head: Uh-oh! Noodle the snowman had a sledding accident and he must be put back together! To help Noodle out, you've got to find all of Noodle's parts scattered across the Snow World. Help put Noodle back together and you will get a big battery.

Radar: Green Dot – Noodle's Body Parts

Tip: Use the magic helper balls to guide you to the parts. Just bump into them and off they'll go.

Snowplace to Hide: You've got to find a key that unlocks a treasure chest located at the top of a small mountain. Sounds easy, right? The only problem is the snowmen in this area love snowball fights. Look out for flying snowballs! You can throw your own by pressing the **■** button. If you find that key and unlock the chest, you will have earned yourself another big battery!

Radar: Green Dot – Key and Chest

Tip: Riding the ski lift to the top of mountain will take you right to the key.

JUNGLE WORLD

River Fun Run: You've got your own boat to race down the river! Trouble is, you've also got a family of crocodiles racing against you! Watch out for yellow crates, they will give your boat a boo-boo. Beat Mommy, Daddy and Junior croc to get a big battery.



Tip: If you need to patch up a boo-boo on your boat, collect the white crates.

Punting Papayas: Pick up the papayas and take them to their crates. Be careful not to drop the papayas or bring them in the water. Crate the required amount of papayas and you will win a big battery.




Radar: Green Dot – Papaya Crates; Blue Dot – Check Point Trees; White Dot – Magic Helper Ball

Monkey Business: It's time to catch the monkeys that stole all the bananas. Finding them is easy - just follow the trail of bananas! When you see a monkey, toss a banana at him. If you get him, run over and pick him up. Then look for a crate to hold him in. Catch the required amount of monkeys and you will receive a big battery.

Radar: Green Dot – Monkeys; Blue Dot – Monkey Cages; White Dot – Magic Helper Ball

UNDERSEA WORLD

Sub a Dub Dub: You are helping to look for treasure. Navigate your submarine around the deep ocean looking for treasure chests. Press the  button to launch "torpedos" to blast obstacles such as rocks. When you find a treasure chest, position your sub right above it. Your sub has a magnetic bottom that will grab on to the chest. Careful not to bump into things, as you might hurt the sub or knock the chest off. Return all of the required chests to the nets to win a big battery.



Radar: Green Dot - Treasure Chests;
Blue Dot - Nets

Tip: Use your radar to find chests and nets. Listen for the sonar ping that plays when a chest is close by. Watch out for electric eels and blowfish!

Hot Cod Racer:
Racers ... Start your Cod Fish! You've got to beat Herman the Hermit Crab and all his buddies to win this race. Complete three full laps and you'll win the big battery!

Radar: Green Dot -
Other Racers



ARABIAN WORLD

Rugrat Rug Race: You get to ride on a flying carpet! If you can collect 100 gems in three laps or less, a genie will give you a big battery.

Temple of the Lamp: Uh-oh!

It looks like the nice genie has locked himself out of his house. If you can collect 40 gems, the gate to the genies temple will open. Once the gate is open, you can grab the nice genies lamp. If you can get to the lamp, the nice genie will give you a big battery as a thank you.

Tip: Tumbling into or doing a diapey bounce on top of a basket or pot might give you a coin or a gem. Be careful though, as it might release a mean hissing beetle!

Meanie Genie: It's camel spitting time! The meanie genie has summoned up hordes of beetles to try to knock you off your camel. Use the camel's spit to knock down all the bugs by pressing the button. Once you are off your camel, navigate through the cave to find the meanie genie's lamp. Touch the lamp to trap the meanie genie back inside and get a big battery.



CIRCUS WORLD

Cone Caper: On your way through the carnival, you will find lots of little clowns who will try to splat you with their sno-cones. Break the tin boxes to get sno-cones of your own and splat them back! Make it to the boss clown located in the big top at the end of the fun house and battle him for a big battery.

Cream Pie Flyer: Flying high in the big top, you get to use your airplane to toss cream pies at the clowns and the clown trucks. Of course, the clowns throw cotton candy back so watch out! You can press the R1 button or the L1 button to spin the plane. Splat the required amount of clowns and you can claim a big battery as your prize.

Tip: If you run out of cream pies, fly to the top of the tent. There are boxes of pies hanging from balloons waiting for you. Splat the clown trucks to get the clowns out. If the clown trucks are empty, you can splat them 'till they go away, forcing the little clowns to roam around in the open tent.


Acrobatty Dash: Make your way from one end of the circus tent to the other. Use various circus contraptions to help you on your way. Grab the star at the end of the line before time runs out and you will win a big battery.

DINO WORLD

Fly High Egg Hunt: You are on an egg hunt - for dino eggs, that is! There are seven different eggs that belong in seven different nests. Each egg must match the other eggs in the nest to be dropped off. The nests are up real high, but the scary-dactyl's will help you get there if you bring the egg to them. Return all seven eggs to the right nests and you will get a big battery.




Radar: Green Dot - Eggs; Blue Dot - Egg Nests



Rex Riding: Find the dino bones and put them in the bone pile. The bones are real heavy, so you'll need help from the little dinos around here. The dinos get scared real easy, so watch how you approach them. You might have to sneak-up on them from behind to get on.

Radar: Green Dot - Bones;
Blue Dot - Bone Pile

Tip: There are two ways to put a bone in the bone pile. You can run over the bone pile and the bone will drop automatically, or you can press the  button to throw the bone into the pile.

MOON WORLD

Moon Buggy Madness:


Navigate your buggy all around this cheesy moon. Collect 50 chunks of moon cheese to get a big battery. Don't forget to pick up fuel cells or your buggy could run out of gas.

Radar: Blue Dot – Fuel Cells; Yellow Dot – Cheese Chunks

Tip: Try using the ramps to get on top of the satellite dish.

Cheesy Chase: Rocket powered mice are eating all of the cheese! Use your Mouse-O-Matic vacuum to clean up the mice and put them in a mouse house. Collect all of the required mice to win the level and you will receive a big battery.

Radar: Green Dot – Mice

Tip: If the mouse is in a close enough range, you can vacuum up a mouse by pressing the  button only once.

Rise of the Anjellyuns: The Rugrats' spaceship has crashed and you need to collect all of the rocket parts to fix it! Unfortunately, those creepy "anjellyuns" are wandering all over this place. You will have to use your glow bombs to get rid of 'em so you can find the rocket ship parts. Press the  button to throw the glow bombs. Collect all the missing parts and you will be on your way to collect a big battery.

Radar: Green Dot – Rocket Parts

MEDIEVAL WORLD

Bow 'n' Apple: It's time to play with food! Use your bow and suction arrows to break open barrels and find the apples hiding inside. Hit the targets on the barrels to break them open, then run over the apples to pick them up. Collect the required amount of apples and you will have earned yourself another big battery.



Radar: Blue Dot – Barrel;
Red Dot – Apples

Tip: Break open the magical armor for a surprise.

Holey Pail: It's time to find the holey pail! Unfortunately, the holey pail is at the end of the holey pail trail and the trail is not visible. Good thing the magic helper ball is around! Follow the magic helper ball to the end of the trail. Be sure to collect whatever magic spells you may see along the way. One will make you safe from harm, one will let you jump really high and another will allow you to cast magic spells that can defeat enemies. Beware of that magical hollow armor and enjoy the journey!


Radar: Green Dot – Shield;
Blue Dot – Potion;
White Dot – Magic Helper Ball
Tip: You can use the spell-casting potion to break open things like an Angelica-in-a-box.




STORMIN' THE CASTLE

Use your kiddypult to knock open the gates and reach her. Look for the target pad that matches the shield on the gate... that's where you need to shoot from. Watch out for Angelica's bubble spell and her magical armor guards!



Tip: Use the  button to launch a rock at the gate. Watch the power bar ... it shows you how far the rock will go. Breaking down other objects might lead to hidden surprises, like Funny Money.

ATM



Here is where you can use Reptar Funny Money to purchase mini and multi-player games. Mini and multi-player games have to be unlocked by successfully completing the main challenges within the playset. Once the mini/multi-player games are unlocked, they will be available for purchase in the ATM. Once a mini/multi-player game is purchased, you may also purchase characters other than the five main Rugrats to play as in those games. After you have purchased mini/multi-player games, you must save your game for them to be accessible. This requires a memory card (8MB) (for PlayStation®2). To access your saved mini/multi-player games, go back to the Main Menu and select Play Silly Stuff.

You may also purchase Secret Funny Money. This will unveil previously hidden Funny Money in the levels.

You may also purchase silly sounds. This will change some of the sound effects in game to silly ones!

MINI AND

After you have collected some Reptar Funny Money, go to the ATM to see what you are able to purchase.

MINI-GAMES

Carrot Catchin' - 1-player.
Grab as many carrots as you can while sledding down the hill. Don't worry, you won't have to eat 'em.



Ring Roller Coaster - 1-player.
Fly through as many rings as possible before time runs out. Throw pies at the solid rings for extra time.

Target Bash - 1-player. Use your kiddypult to smash targets. See how many bashes you can get before time runs out.


MULTI-PLAYER GAMES

Snow-K Corral - 2-player snowball fight. Last player standing wins!

River Race - 2-player boat race. The first one to the finish line wins! Be careful not to bump your boat too much.



MULTI-PLAYER GAMES

Double Subtle Trouble - 2-player sub tag. Try tag the other player with a "torspedo" more times than they tag you. Press the  button to launch "torspedos."

Loopy Hoop Race - 2-player airplane race through rings. Race each other in three laps through the rings. Make sure to go through your ring only!

Loopy Hoop Race 2 - Another 2-player airplane race through rings. This time the rings are a little bit closer together so you can really use your cream pies to slow each other down.

Lunar 500 - 2-player moon buggy race. Be the first to the finish line and you win!

Target Time - 2-player target hitting contest. Hit the targets on the barrels and collect as many apples as you can before time runs out. Collect the most apples and you win!

Chuck and Duck - 2-player kiddypult contest. Water balloons are fun! Splat the other players kiddypult with as many water balloons as you can. Splat them more than they splat you and you win! Keep a look out for bandages. They'll fix things up and keep you in the game.

Get the Sled Out - 2-player sled race. The first player to the finish line wins!

Double Scoop Cone Zone - 2-player sno-cone fight. Splat more than you get splatted and you win!



CREDITS

Voice Talent

Tommy - E.G. Daily
Chuckie - Candi Milo
Kimi - Dionne Quan
Phil & Lil - Kath Soucie
Angelica - Cheryl Chase
Susie - Cree Summers
Stu - Jack Riley
Grandpa Lou - Joe Alaskey
Daran Norris - Noodle Clown, Knight
David Lodge - Nice Genie, Clown, Monkey
Jason Marsden - Hopping Sledding
Snowman, Smaller Snowman,
Meanie Genie

Music Composer

Cate Pelose

Rugrats Team - Avalanche Software™

Abe Day
Adam Marre
Andrew Marre
Andy Matsukawa
Barry Zundel
Benson Yee
Brian Cutler
Bill VanOverbeck
Brian Christensen
Brian Green
Bryant Collard
Bryson Jack
Camila Ebert
Casey Nelson
Chad Johnson
Chris Phillips
Chris Shen
Cody Jones
Dallin Haws
Dan Silver
Dave McClellan
David J. Ross
Derek Newman
Eric Stubbs
Emily Kennard
Fraser Sunderland
Jason Danahy
Jason Price
Jason Richards
Jeff Bunker
Jeff Gosztyla
Jeff Hendershot
Jeff Oxborrow
Jeremy Saunders
Jeremy Wood
Jim Henn
Jim Jung
Joe Williamsen
Joe Barnes
Joe Percival
John Blackburn
Jon Matsukawa
Jonathan Bray
Jonny Jensen
Justin Kunz
Marcus Fisher
Mike Thompson
Mike May
Nate Robins
Ned Martin
Paul Grimshaw
Robyn Miley

Ryan Wood
Scott Stoddard
Scott Yoho
Shon Love
Tadashi "Tad" Sakashita
Todd Blackburn
Todd Dewsnap
Todd Harris
Tony Jones
Tyler Colbert
Tyler Lybbert

Special thanks to:
All our friends and family for their support

THQ

Producer

Lalie

Assistant Producer

Adam Danielski

Senior Producer

Jamie Bafus

Executive Producer

Carolina Beroza

Executive Vice President - Worldwide Studios

Jack Sorensen

Quality Assurance

Senior Tester

Jason Thompson

Testers

David Debus
Stephen Rogers
Ernie Kwok
Andrew Burdette
Nick Rabe
Daniel Noel
Antonio Herrera

QA Technician

Mario Waibel

QA Database Administrator

Jason Roberts

QA Manager

Monica Vallejo

Director of Quality Assurance

Jeremy S. Barnes

Marketing

Senior Product Marketing Manager

Danielle Conte

Associate Product Marketing Manager

Ed Lin

Group Marketing Manager

John Ardell

Vice President - Marketing

Peter Dille

Director, Creative Services

Howard Liebeskind

Senior Manager, Creative Services

Kathy Helgason

Associate Creative Services Manager

Melissa Roth

Manual Text

Bill Maxwell

Packaging Layout and Design

Bryan Frodente & Michael Lehigh -
Beeline Group

Director, Public Relations

Liz Pieri

Public Relations Manager

Jennifer Campana

Special Thanks to:

Brian Farrell
Jeff Lapin
Germaine Gioia
Leslie Brown
Brandy Carrillo
Alison Locke
Tiffany Ternan
THQ Kids Group

Nickelodeon

VP of Media Products Group

Steve Youngwood

Director of Marketing for Interactive and Home Video

Sherice Gullory

Director of Production & Development for Interactive and Home Video

Aly Sylvester

Manager, Development and Production, Nick Interactive

Erika "E" Ortiz

Interactive Marketing Coordinator

Erica David

Nickelodeon Thanks:

Deb Bart
Leigh Anne Brodsky
Steve Crespo
Russell Hicks
Chris Horton
Deb Krassner
Paul McMahon
Linnette Pastori
Joe Sandbrook
Eric Squires
Geoff Todebush
Stavit Young

Extra
BONUS
Episode!



You
Can
Help
Team
**Rocket
Power**
Save
Ocean
Shores!

AVAILABLE NOW

**KLASKY
CSUPO INC.**



PlayStation®2



www.nick.com



Comic Mischief

© 2002 THQ Inc. © 2002 Viacom International Inc. All Rights Reserved. Nickelodeon, Nickelodeon Rocket Power and all related titles, logos and characters are trademarks of Viacom International Inc. Created by Klasky Csupo, Inc. THQ and the THQ logo are registered trademarks of THQ Inc. All Rights Reserved. "PlayStation" and the "PS" Family logo are registered trademarks of Sony Computer Entertainment Inc.



www.thq.com

YOU

Okay, Here's How it Works...



1. Purchase specially marked THQ/Nick video games. Simply look for the THQ/Nick Prize Points logo on the back of the box.
2. Go to www.thqnickprizepoints.com for instructions on setting up your Prize Points account or obtaining the mail-in certificate for ordering program merchandise rewards. If you are under the age of 13, your parent or legal guardian must provide consent before you may fully register online or order merchandise rewards. Registration on the website is not required for mail orders.
3. When you're on the website, you can register with your own user name and password, and become a THQ/Nick Prize Points member.
4. After you've registered, locate the 16 digit alpha-numeric code located on the THQ/Nick Prize Points card inside the video game box. Follow the instructions to enter this code in the space provided on the website.
5. Next, locate the 6 digit game number (located at the bottom of the next page) and enter it in the appropriate area on the website.
6. When you've collected enough THQ/Nick Prize Points, pick your very own Prize Points Reward from the list of available items and place your order. Shipping/Handling fees required for each item ordered.*



PlayStation®2



*Additional purchases required to qualify for Prize Points rewards. Offer expires 7/31/03 or while supplies last. Good © 2001 Paramount Pictures and Viacom International Inc. All rights reserved. Nickelodeon, Jimmy Neutron Boy Genius, International Inc. Nickelodeon Rocket Power, Rugrats created by Klasky Csupo, Inc. SpongeBob SquarePants created Exclusively published by THQ Inc. THQ, the THQ logo, and the THQ/NICK

CAN CHECK OUT... ...ALL OF THESE GREAT REWARDS!

NICK
Prize Points
THQ

*Prizing design/
colors subject
to change.*



GAME HOLDER



www.nick.com

www.thq.com

Rugrats[™] Royal Ransom (PlayStation 2) **384358**

only in the U.S. and Canada (except Quebec). Subject to official rules at www.THONickPrizePoints.com. © 2002 THQ Inc.
 Nickelodeon Rocket Power, Rugrats, SpongeBob SquarePants, and all related titles, logos and characters are trademarks of Viacom
 by Stephen Hillenburg. "PlayStation" and the "PS" Family logo are registered trademarks of Sony Computer Entertainment Inc.
 Prize Points logo are trademarks and/or registered trademarks of THQ Inc.

MUSIC CD

BLAST OFF!

PlayStation®2



NTSC U/C

JIMMY NEUTRON BOY GENIUS™



AVAILABLE NOW!



PlayStation®2



Comic Mischief




www.nick.com



www.thq.com

Read these, babies!



Look for Rugrats books wherever books are sold!



Simon Spotlight Books
www.SimonSaysKids.com/rugrats

NOTES

A large white rectangular area with rounded corners and a red border, containing 20 horizontal black lines for writing.

LIMITED WARRANTY

Warranty and Service Information

In the unlikely event of a problem with your product ("Product"), you may only need simple instructions to correct the problem. Please contact the THQ Inc. ("THQ") Customer Service Department at (818) 880-0456 or on the web at <http://www.thq.com> before returning the Product to a retailer. Live Customer Service Representatives are available to help you Monday through Friday 9am to 5pm PST or you can use our automated systems by phone or on the web 24 hours a day, 7 days a week. Please do not send any Product to THQ without contacting us first. Your **5 digit Product Code** is **46019**. Please use this code to identify your Product when contacting us.

Limited Warranty

THQ warrants to the best of THQ's ability to the original consumer purchaser of the Product that the medium on which the Product is recorded shall be free from defects in materials and workmanship for a period of ninety (90) days from the original date of purchase. The Product is sold "as is," without express or implied warranty of any kind, and THQ is not responsible for any losses or damages of any kind resulting from use of this Product. If a defect occurs during this ninety (90) day warranty period, THQ will either repair or replace, at THQ's option, the Product free of charge. In the event that the Product is no longer available, THQ may, in its sole discretion, replace the Product with a Product of comparable value. The original purchaser is entitled to this warranty only if the date of purchase is registered at point of sale or the consumer can demonstrate, to THQ's satisfaction, that the product was purchased within the last ninety (90) days.

To receive warranty service:

Notify the THQ Customer Service Department of the problem requiring warranty service by calling (818) 880-0456 or on the web at <http://www.thq.com>. If the THQ service technician is unable to solve the problem by phone or on the web via e-mail, he will authorize you to return the Product, at your risk of damage, freight and insurance prepaid by you, together with your dated sales slip or similar proof-of-purchase within the ninety (90) day warranty period to:

THQ Inc.
Customer Service Department
27001 Agoura Road, Suite 270
Calabasas Hills, CA 91301

THQ is not responsible for unauthorized returns of Product and reserves the right to send such unauthorized returns back to customers.

This warranty shall not be applicable and shall be void if: (a) the defect in the Product has arisen through abuse, unreasonable use, mistreatment or neglect; (b) the Product is used with products not sold or licensed by SCEA or THQ (including but not limited to, non-licensed game enhancement and copier devices, adapters and power supplies); (c) the Product is used for commercial purposes (including rental); (d) the Product is modified or tampered with; (e) the Product's serial number has been altered, defaced or removed.

Repairs after Expiration of Warranty

After the ninety (90) day warranty period, defective Product may be replaced in the United States and Canada for US\$25.00. The original purchaser is entitled to the replacement of defective Product for a fee, only if proof of purchase is provided to THQ. Make checks payable to THQ Inc. and return the product along with the original proof of purchase to the address listed above.

Warranty Limitations

THIS WARRANTY IS IN LIEU OF ALL OTHER WARRANTIES AND REPRESENTATIONS. NO OTHER WARRANTIES OR REPRESENTATIONS OR CLAIMS OF ANY NATURE SHALL BE BINDING ON OR OBLIGATE THQ. ANY APPLICABLE IMPLIED WARRANTIES OR REPRESENTATIONS, INCLUDING WARRANTIES OF MERCHANTABILITY AND FITNESS FOR A PARTICULAR PURPOSE ARE HEREBY LIMITED TO NINETY (90) DAYS FROM THE DATE OF PURCHASE AND ARE SUBJECT TO THE CONDITIONS SET FORTH HEREIN. IN NO EVENT SHALL THQ BE LIABLE FOR CONSEQUENTIAL OR INCIDENTAL DAMAGES RESULTING FROM THE BREACH OF ANY EXPRESS OR IMPLIED WARRANTIES.

The provisions of this warranty are valid in the United States only. Some states do not allow limitations on how long an implied warranty lasts or exclusion of consequential or incidental damages, so the above limitations and exclusions may not apply to you. This warranty gives you specific legal rights, and you may also have other rights, which may vary, from state to state.

Warning

Copying of this Product or any of its contents or elements is illegal and is prohibited by United States and international copyright laws. Back-up or archival copies of this Product or any of its contents or elements are not authorized and are not necessary to protect your Product. United States and international copyright laws also protect this manual and other printed matter accompanying this Product. Violators will be prosecuted.

Sponge-Tingling Adventure!



PlayStation®2



www.nick.com



www.thq.com

Instruction Manual © 2002 THQ Inc. © 2002 Viacom International Inc. All rights reserved. Nickelodeon, Rugrats, SpongeBob SquarePants and all related titles, logos, and characters are trademarks of Viacom International Inc. Rugrats created by Arlene Klasky, Gabor Csupo and Paul Germain. SpongeBob SquarePants created by Stephen Hillenburg. Rugrats Royal Ransom developed by Avalanche Software, LLC. Avalanche and its logo are trademarks of Avalanche Software, LLC. Published and distributed exclusively by THQ Inc. THQ and the THQ logo are registered trademarks of THQ Inc. All Rights Reserved.



Comic Mischief