

PopStar guitar



⚠ WARNING: PHOTSENSITIVITY/EPILEPSY/SEIZURES

READ BEFORE USING YOUR PLAYSTATION®2 COMPUTER ENTERTAINMENT SYSTEM.

A very small percentage of individuals may experience epileptic seizures or blackouts when exposed to certain light patterns or flashing lights. Exposure to certain patterns or backgrounds on a television screen or when playing video games may trigger epileptic seizures or blackouts in these individuals. These conditions may trigger previously undetected epileptic symptoms or seizures in persons who have no history of prior seizures or epilepsy. If you, or anyone in your family, has an epileptic condition or has had seizures of any kind, consult your physician before playing. **IMMEDIATELY DISCONTINUE** use and consult your physician before resuming gameplay if you or your child experience any of the following health problems or symptoms:

- dizziness
- altered vision
- eye or muscle twitches
- loss of awareness
- disorientation
- seizures
- any involuntary movement or convulsion

RESUME GAMEPLAY ONLY ON APPROVAL OF YOUR PHYSICIAN.

Use and handling of video games to reduce the likelihood of a seizure

- Use in a well-lit area and keep as far away as possible from the television screen.
 - Avoid large screen televisions. Use the smallest television screen available.
 - Avoid prolonged use of the PlayStation®2 system. Take a 15-minute break during each hour of play.
 - Avoid playing when you are tired or need sleep.
-

Stop using the system immediately if you experience any of the following symptoms: lightheadedness, nausea, or a sensation similar to motion sickness; discomfort or pain in the eyes, ears, hands, arms, or any other part of the body. If the condition persists, consult a doctor.

WARNING TO OWNERS OF PROJECTION TELEVISIONS:

Do not connect your PlayStation®2 system to a projection TV without first consulting the user manual for your projection TV, unless it is of the LCD type. Otherwise, it may permanently damage your TV screen.

HANDLING YOUR PLAYSTATION®2 FORMAT DISC:

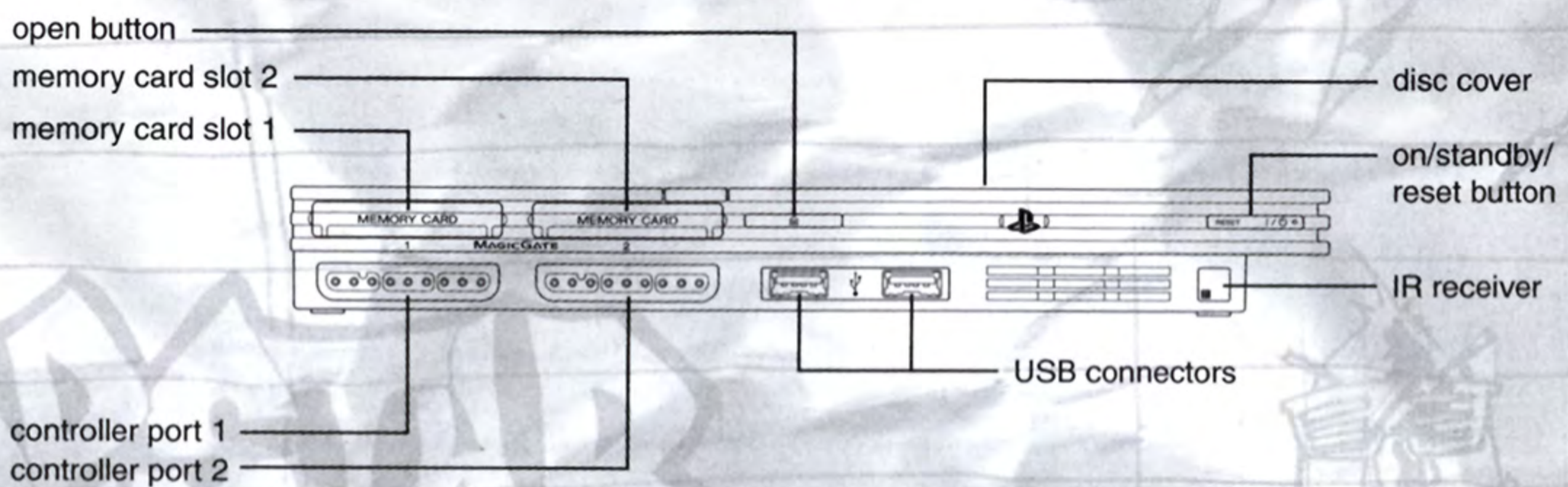
- This disc is intended for use only with PlayStation®2 consoles with the NTSC U/C designation.
- Do not bend it, crush it or submerge it in liquids.
- Do not leave it in direct sunlight or near a radiator or other source of heat.
- Be sure to take an occasional rest break during extended play.
- Keep this compact disc clean. Always hold the disc by the edges and keep it in its protective case when not in use. Clean the disc with a lint-free, soft, dry cloth, wiping in straight lines from center to outer edge. Never use solvents or abrasive cleaners.

Contents:

Getting Started.....	2
Guitar Controls:.....	4
Guitar Frets:.....	5
Main Menu:.....	6
The Making of A Band:.....	6
Edit Name:.....	8
Band Space:.....	9
Music Venues:.....	11
Gameplay:.....	12
Rehearsal:.....	13
Booking Studio Time:.....	13
Cash Book:	14
Magazine:.....	15
Star Look:.....	15
Band Stats:.....	16
Studio Insight:.....	16
Video Released:.....	16
Latest News:.....	16
Games Room:.....	17
Game Options:	19
Saving and Loading:.....	20
Credits:.....	25

Popstar Guitar™

GETTING STARTED



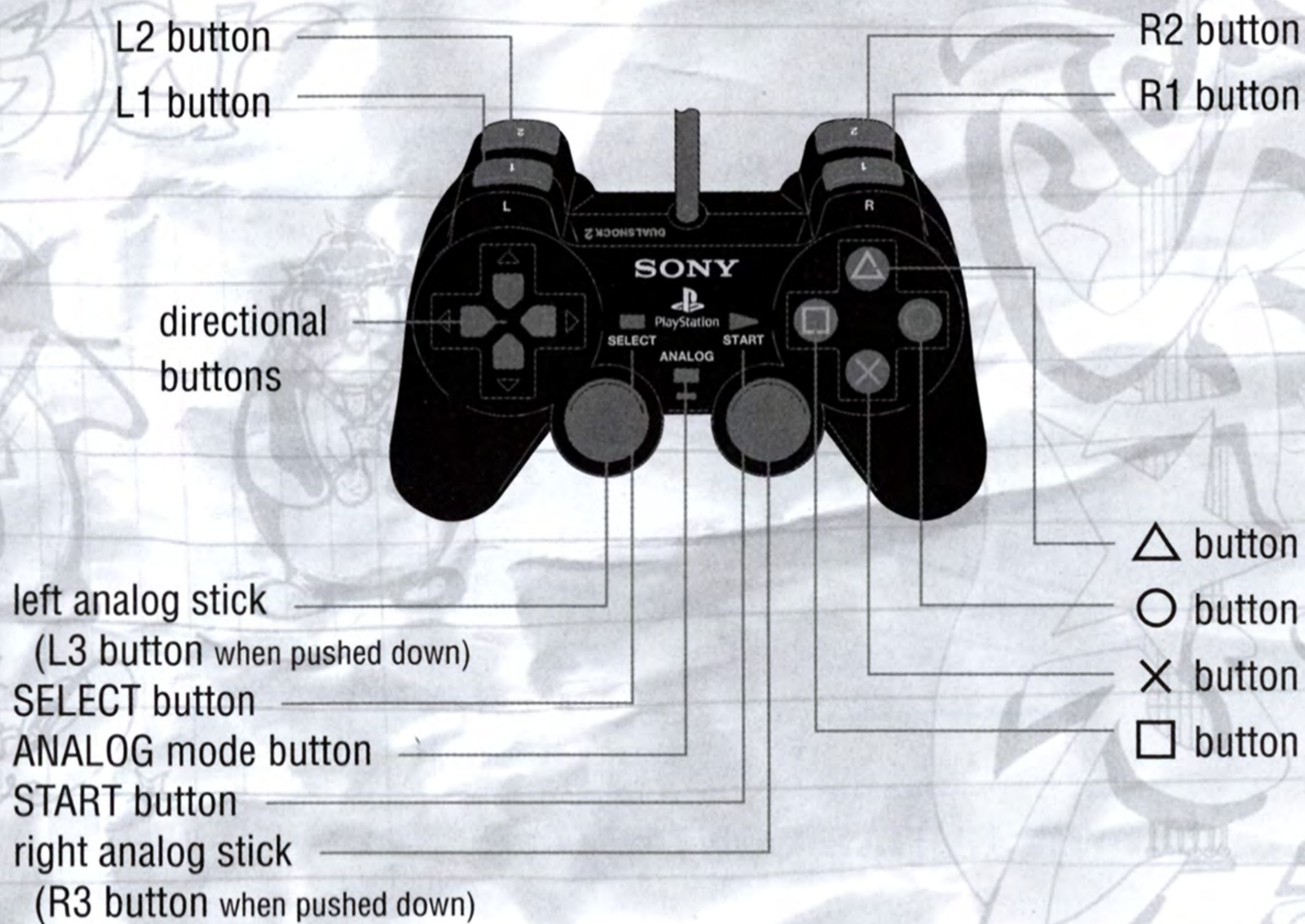
Set up your PlayStation®2 computer entertainment system according to the instructions supplied with your system. Check that the system is turned on (the on/standby indicator is green). Insert the Popstar Guitar™ disc in the system with the label side facing up. Attach game controllers and other peripherals as appropriate. Follow the on-screen instructions and refer to this manual for information on using the software.

Memory Card (8MB)(for PlayStation®2)

To save game settings and progress, insert a memory card (8MB)(for PlayStation®2) into MEMORY CARD slot 1 of your PlayStation®2 system. You can load saved game data from the same memory card or any memory card (8MB)(for PlayStation®2) containing previously saved games.

STARTING UP

DUALSHOCK[®]2 ANALOG CONTROLLER CONFIGURATIONS



Directional buttons:

L2 button:

L1 button:

R1 button:

R2 button:

× button:

□ button:

△ button:

left analog stick:

START button:

SELECT button:

To Navigate Menus

Green Note

Red Note

Yellow Note

Blue Note

Orange Note/Accept

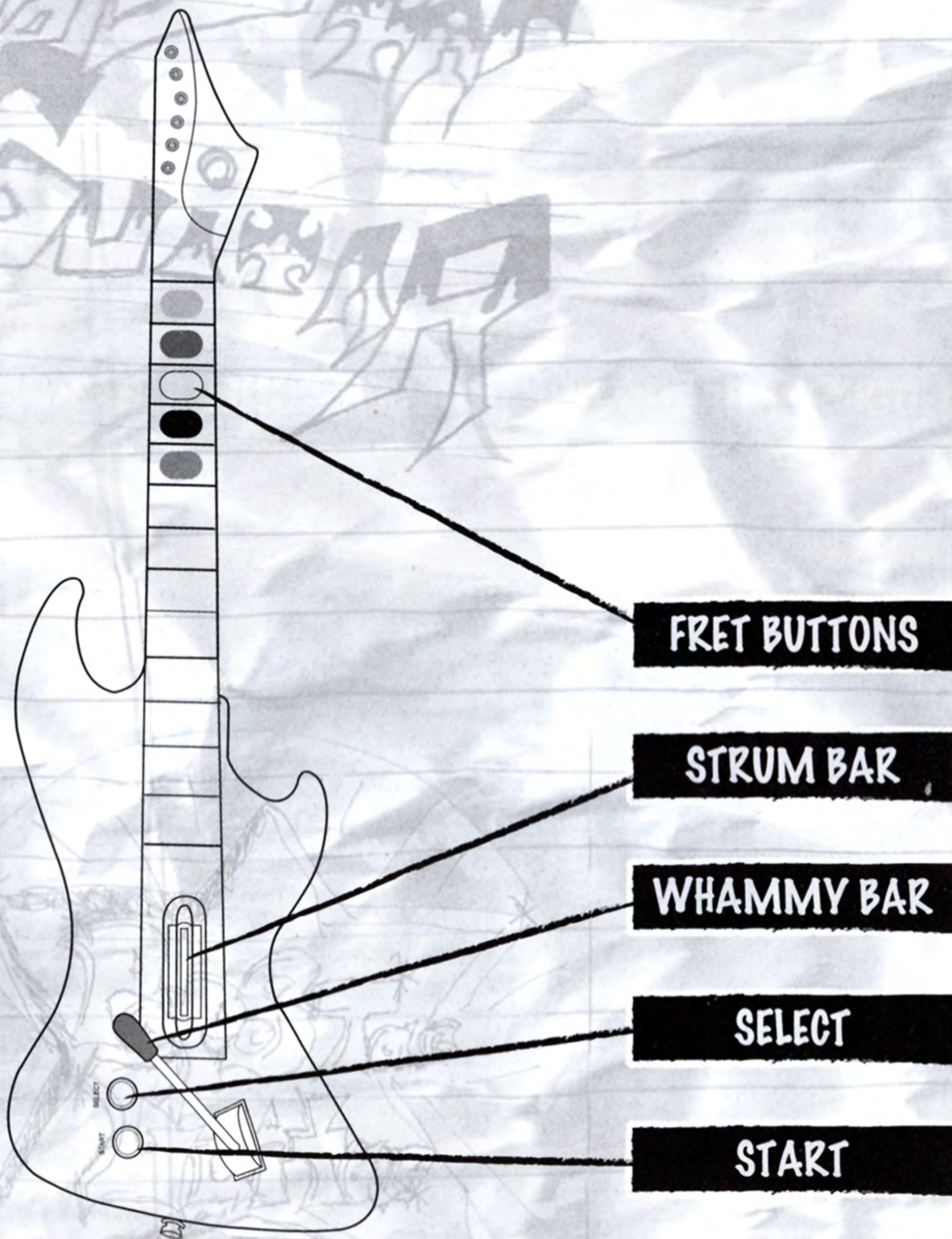
Explosion

Back

Whammy Bar (Rotate)

Pause

Not Used



USING THE GUITAR CONTROLLER

BUTTONS:

Green Button:	Green Note/Accept
Red Button:	Red Note/Back
Yellow Button:	Yellow Note
Blue Button:	Blue Note
Orange Button:	Orange Note
Strum Bar:	Make Selection
Whammy Bar:	Changes note pitch while it is held down
START Button:	Pause/Start game



- GREEN FRET BUTTON**
- RED FRET BUTTON**
- YELLOW FRET BUTTON**
- BLUE FRET BUTTON**
- ORANGE FRET BUTTON**

USING THE GUITAR FRET

- | | |
|-----------------------|--------------------------|
| Green Button: | Green Note/Accept |
| Red Button: | Red Note/Back |
| Yellow Button: | Yellow Note |
| Blue Button: | Blue Note |
| Orange Button: | Orange Note |

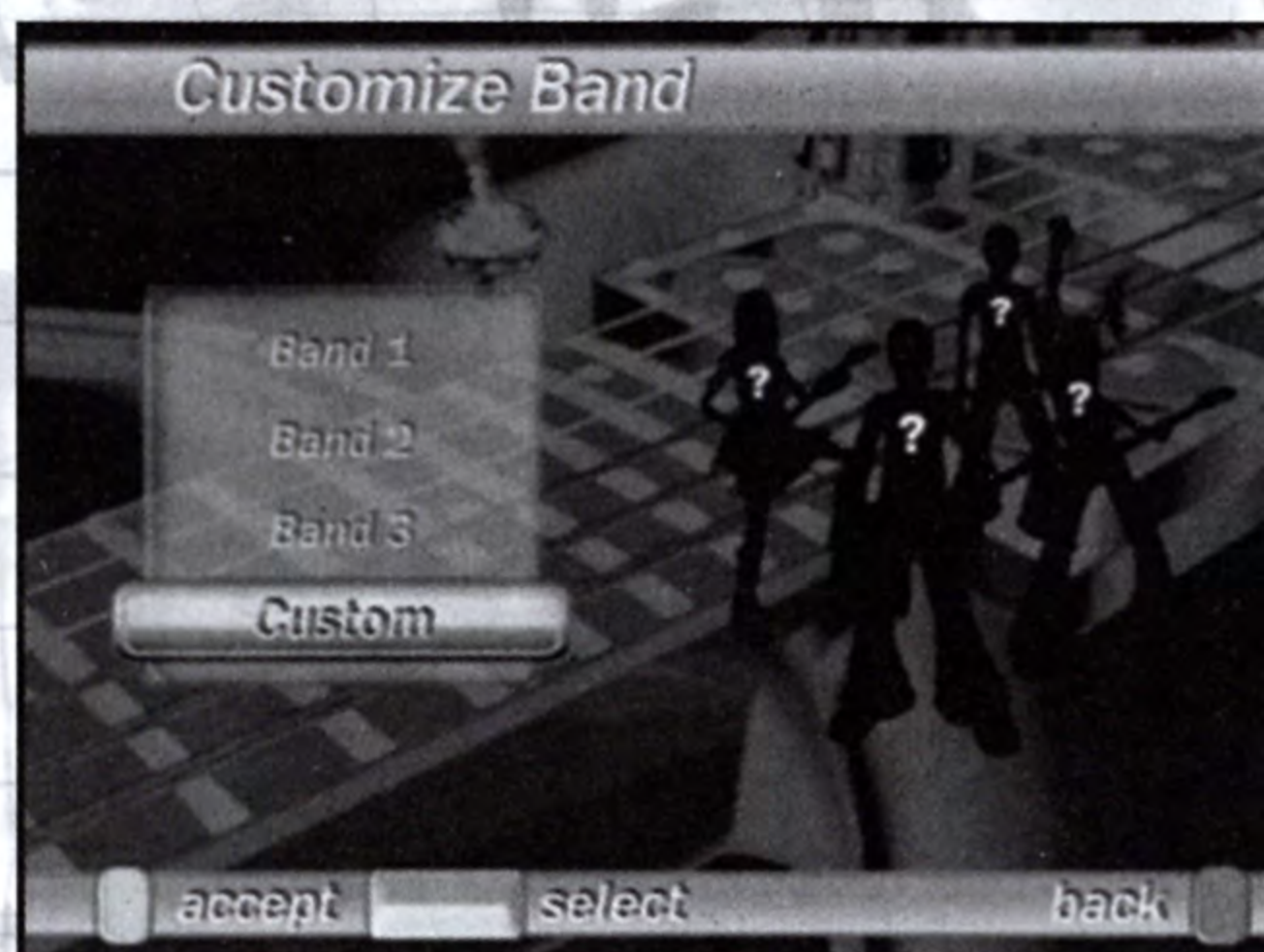
Main Menu:



Ever since you could remember, it has been your dream to become a Pop Legend. Music is your life, your passion. Now is the time when dreams become reality.

At the title screen, you have 2 selections: Start New Band and Load Band. If this is your first time playing, you need to select Start New Band.

The Making of A Band:



Well, you can't go at it alone. You need a strong band. From this screen select one of the preset bands or you can select Custom to customize your own band. Pressing Up or Down on the Strum Bar will cycle through available bands and the customize band option.

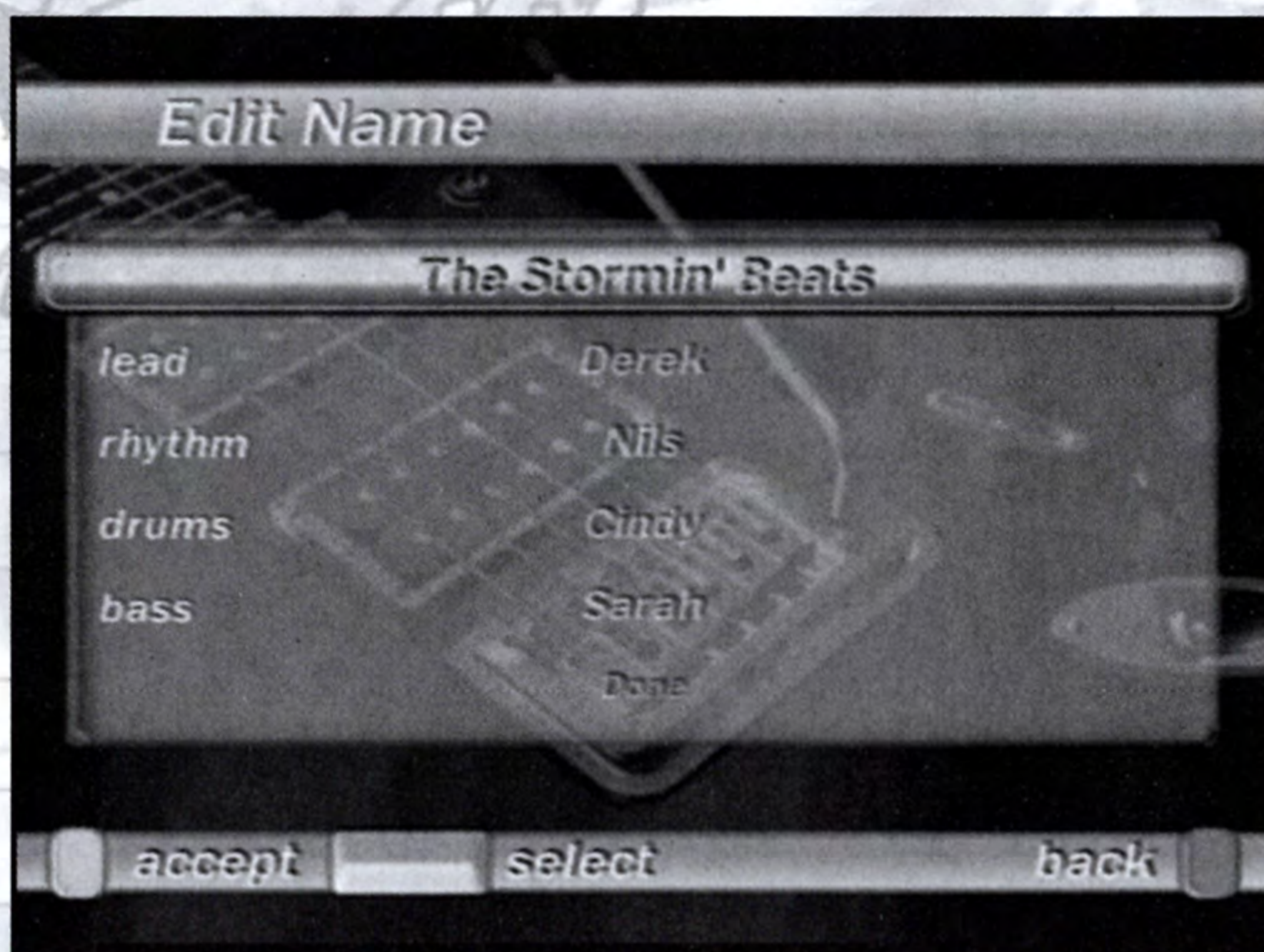


If you choose Custom, you will be taken to the Customize Band Screen. On this screen you can select your pop idol, as well as your supporting band members. Pressing Up or Down on the Strum Bar will cycle through the various band members. Pressing the Green Button will confirm your selection. Pressing the Red Button will go Back to the previous selection. Now select from the following choices:

- Band 1: Boy Band (one member is a girl to cover for the female vocals).**
- Band 2: Girl Band (one member is a boy to cover for the male vocals).**
- Band 3: Boy/Girl Band (2 boys and 2 girls).**
- Custom: Pick and choose your band members. (At least one member must be of the opposite gender to cover for male/female vocals.)**

Once your band is selected, you will have to choose a name.


Edit Name:



Remember that the band name you choose is essential. Make sure it has meaning and purpose. After all, sometimes a name can make or break you.

Here you can alter the name of your band. Pressing Up or Down on the Strum Bar to cycle through available letters. Pressing the Green Button will select that particular letter. When you are happy with your band name, cycle Up or Down to select 'done', and press the Green Button to accept name edits.

Band Space:



There are a variety of band spaces that will be made available to you as your band gains popularity.

Garage - Once your band is formed, you start the game off in the garage.

Transit Van - Win these wheels by winning the School Competition.

Limo - Win the State Contest, then tour regional venues with class.

VIP Bus - Win the Regional Contest, so you can tour US venues in style.


VIP Truck - Win the US venues, and you get to tour international venues in the ultimate PopStar status symbol.

Within your Band Space, you will be able to do a myriad of things. There are multiple objects you can select.

Cash Book:
Check out
your funds
(see page 14)

Games Room:
Single Player and
Two-Player
Minigames
(see page 17)

Edit Name:
Change the name
of your band
(see page 08)



Studio:
Studio Time
(see page 13)

Select Venue:
Choose the
venue where
you would
like to play
(see page 11)

Rehearsal:
Rehearsal Mode
(see page 13)

**Game
Options:**
Tweak your game
settings (see
page 19)

Magazine:
Get the latest and
greatest news from
around the industry.
Also, you can access
the character cus-
tomization menu from
here (see page 15)

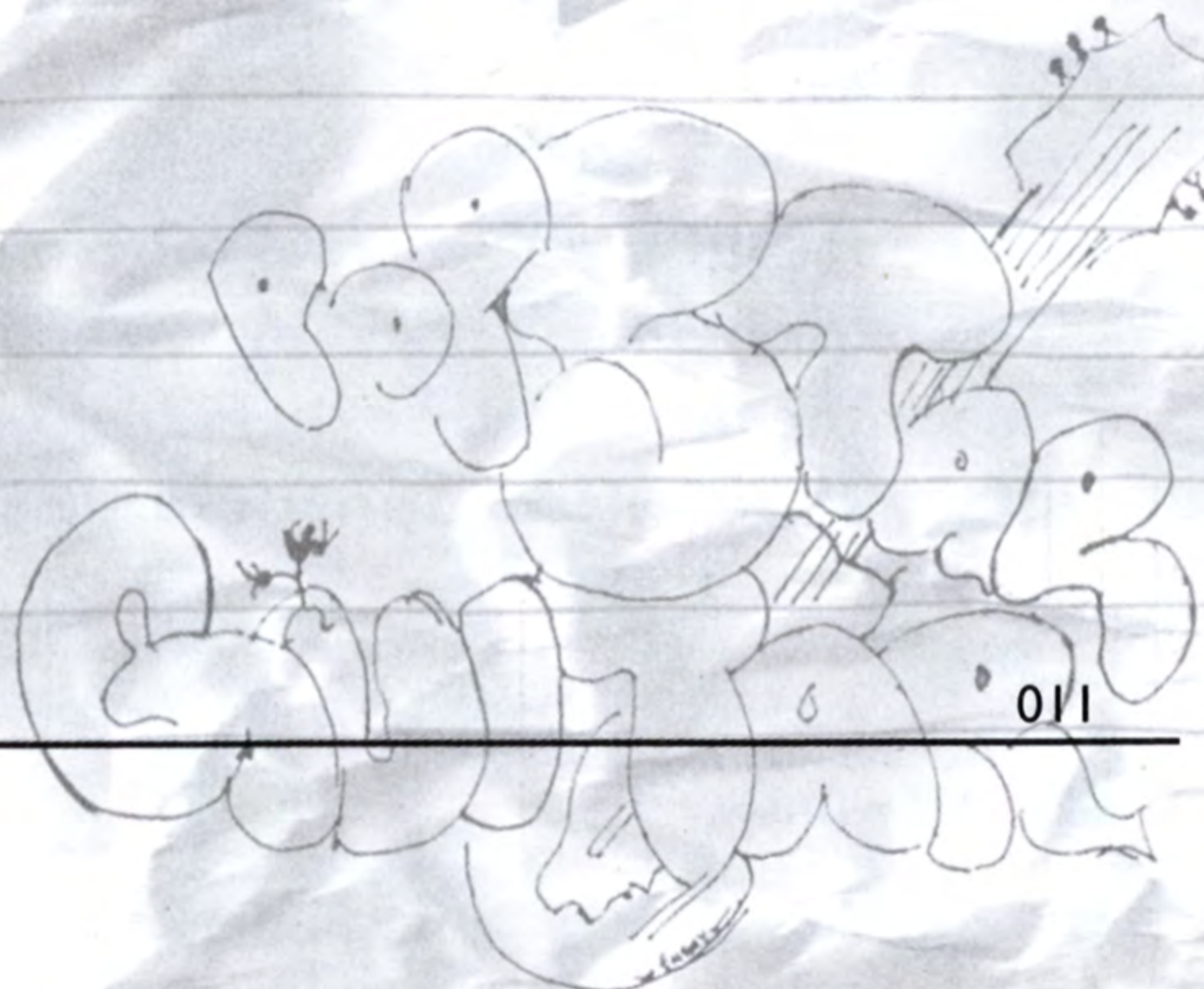
Music Venues Map



The world will soon be your oyster! In the meantime, you must start small by sticking to a variety of local venues. Green Stars represent the available venues. Selecting a Green Star will display what songs you can play.

Blue Stars represent venues available and started, but not yet completed.

A Red Star indicates that the venue is not available to you yet.





Gameplay:

Select a venue and song, and then play away. Your time is Now! There is no turning back. You are on stage with your band behind you, and the adoring masses of fans in front. It is time to shine!

As the music notes make their way down the fret board, press and hold down the button that matches the color of the music note. Once the note passes the timeline, move the Strum Bar to strum.

If you play well, the explosion meter fills up arming an explosive effect. You have 5 seconds to set off an explosion after it has been armed (Tilt the Guitar to trigger the explosion). The score multiplier meter also fills up to increase the multiplier but it will regress if you make mistakes.


How does the audience rate you? The fan meter will let you know your performance ranked by the audience. The better you do, the higher the meter. Make them happy, otherwise, you'll get booted off the stage before the performance is over.

If your performance is a success, you will earn cash, an increased fan-base, and new venues to play in! With access to new venues, you will unlock new songs.

Rehearsal:

Here you can rehearse any track from the currently unlocked venues. If a section of a song seems too hard, you can practice it here to improve your skills. Practice makes perfect!

Booking Studio Time:



Once you complete a song in front of a live crowd, you can then reach out to a much wider audience by recording the songs you have played at venues, and releasing them as a video to your fans.


Select an available song from your playlist and you will be brought into the studio. Playing well will ensure a bigger fan base.

Here is where you'll play a song divided into four Takes. Completing these Takes will unlock a video of your band playing the song in the studio. Releasing your band's own videos will ensure a wider audience turn out at your next event.

Watch videos of your songs through the Video Player, available in the Magazine Area located in the Band Space.

Need more fans, but can't get past a certain venue or just don't want to keep doing the same thing over and over again? Just record covers of unlocked songs. Unlocking songs is a useful reward since you'll be releasing a video of it! Every time you release a video-cover of a song you gain new fans!

Cash Book:



Here you can see how much money you have made, how much you have spent so far and how much cash you have left. The more winning performances you have at venues, the more cash you will have to spend on instruments and clothing.

Magazine:

Be sure to check out the latest in the music industry and catch-up on the most recent headlines, gossip, news. Customize your look; go shopping for latest fashion and coolest instruments. Access hints and tips, review your band stats and play back videos of your songs!



Star Look: Go shopping! Accessorize! Buying cooler clothes and rad instruments for your band members will improve their Star Level, which in turn earns your band more Fans at the end of each song you play.

Instruments (Improves band member's star level)

Each has its own unique body and look

- 20 lead guitars
- 20 bass guitars
- 20 rhythm guitars
- 10 sets of drum skins
- 5 unlockable lead guitars (Bronze, Silver, Gold, Platinum, Diamond)

Change your band members' hair and facial features.

Accessorize and buy new clothes for your band members to gain popularity.

Band Stats: An overall view of your performance.

- **Fan Base - How many fans your band has**
- **Venues Played - Number of venues played with at least a 70% attendance**
- **Sold Out Venues - Number of Venues with a 100% attendance**
- **Song Covers - Number of covers released to date**
- **Longest Streak - Number of consecutive well played notes**
- **Score - Your current score**

Studio Insight: Hints and tips on how to improve your performance and unlock additional content.


Video Released: Watch videos of songs you have recorded in Studio Mode.

Latest News: News about your latest performance.

Games Room:

Here you can play a selection of guitar based mini games. You can access the mini games with any unlocked and bonus songs. Play to better your own scores or challenge a friend.

Single Player Minigames



To The End Of Time

It's a race against time. Play your heart out to last for as long as you can. While the clock keeps ticking the song keeps looping. You start with 30 seconds of available playtime on any song of your choice, but every mistake you make will reduce your playtime by 5 seconds; this penalty doubles every time the song restarts. Play well to extend your playtime and keep playing for as long as you can to establish a new Time Record. Increasing the Score Multipliers and filling the explosion bar will also increase the player's time. How long can you last until it is Game Over?

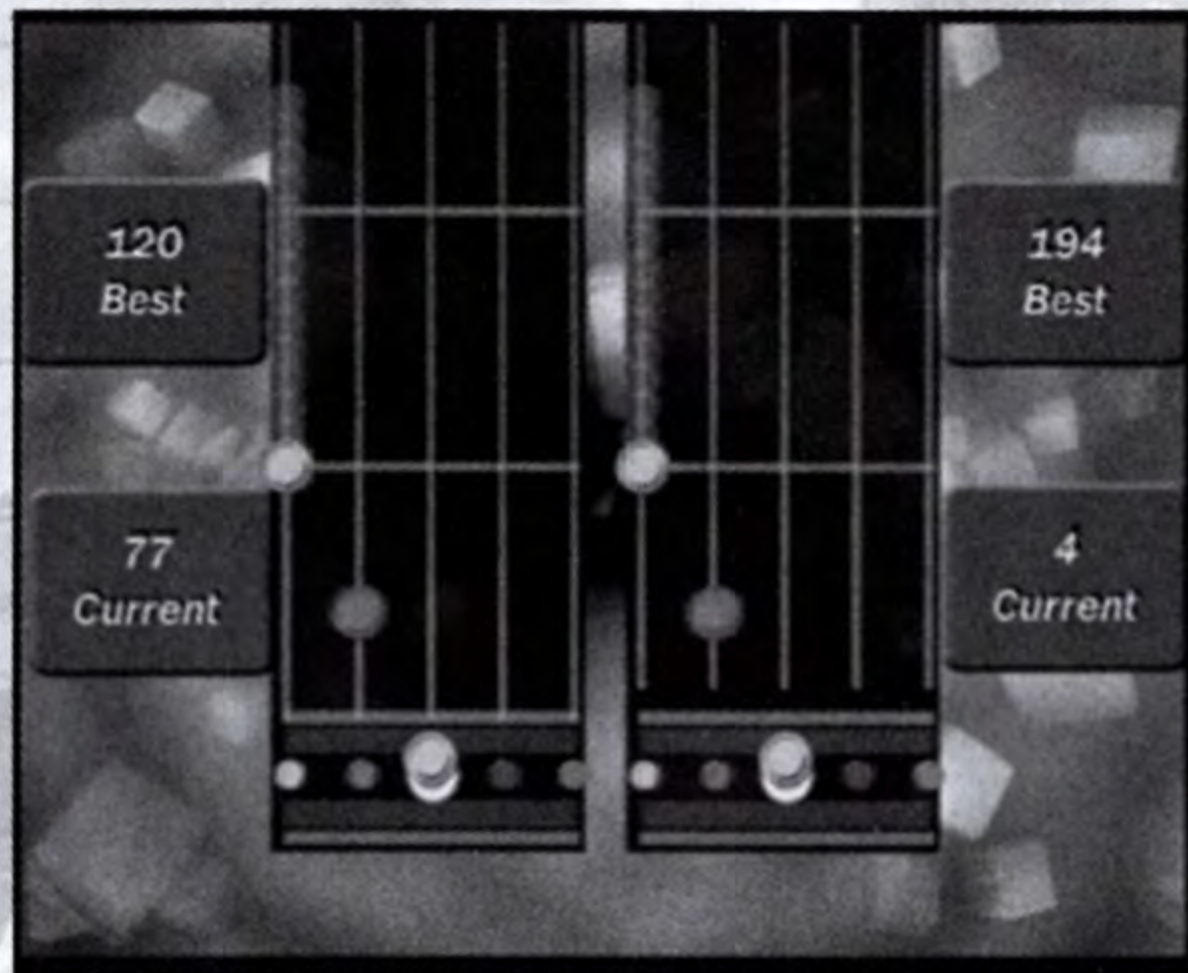
Solo Challenge

Unlocked solo tracks will become available here for you to test your solo skills. How many notes can you get right before the solo track is over? Let's see if you are up for the challenge. Try to score 100% accuracy on the Solos. The game scores you based on how many notes you play correctly out of the actual notes available in each solo track. All you have to do is try and hit those notes! (No meters/bars are used in this mini-game.)

Winning Streak

How many notes can you play correctly before you make a mistake? The game counts all successive correct notes and stops counting up as soon as you make a mistake, this number becomes your current high-score and a new count is started. Each time you improve your streak that streak becomes your new high-score.

Two-Player Minigames



To The End of Time

As per the Single Player, the only difference being that it is you versus another guitarist. The challenge is on! Both players start with 30 seconds of available playtime. Play well to extend your playtime. Mistakes will reduce your available playtime! Trigger explosions to reduce your opponent's available playtime! Can you outlast your opponent?

Winning Streak

As per the Single Player, the only difference being that it is a Two-Player. The game counts all successive correct notes and stops counting up as soon as you make a mistake, this number becomes your current high-score and a new count is started. Each time you improve your streak, that streak becomes your new high-score. By the end of the song, the best longest-streak high-score wins! Let the games begin and hit those notes!

Game Options:



FX Volume: Controls all of the ambient background audio.

Music Volume: The playback levels of the background music (vocals, bass guitar, etc).

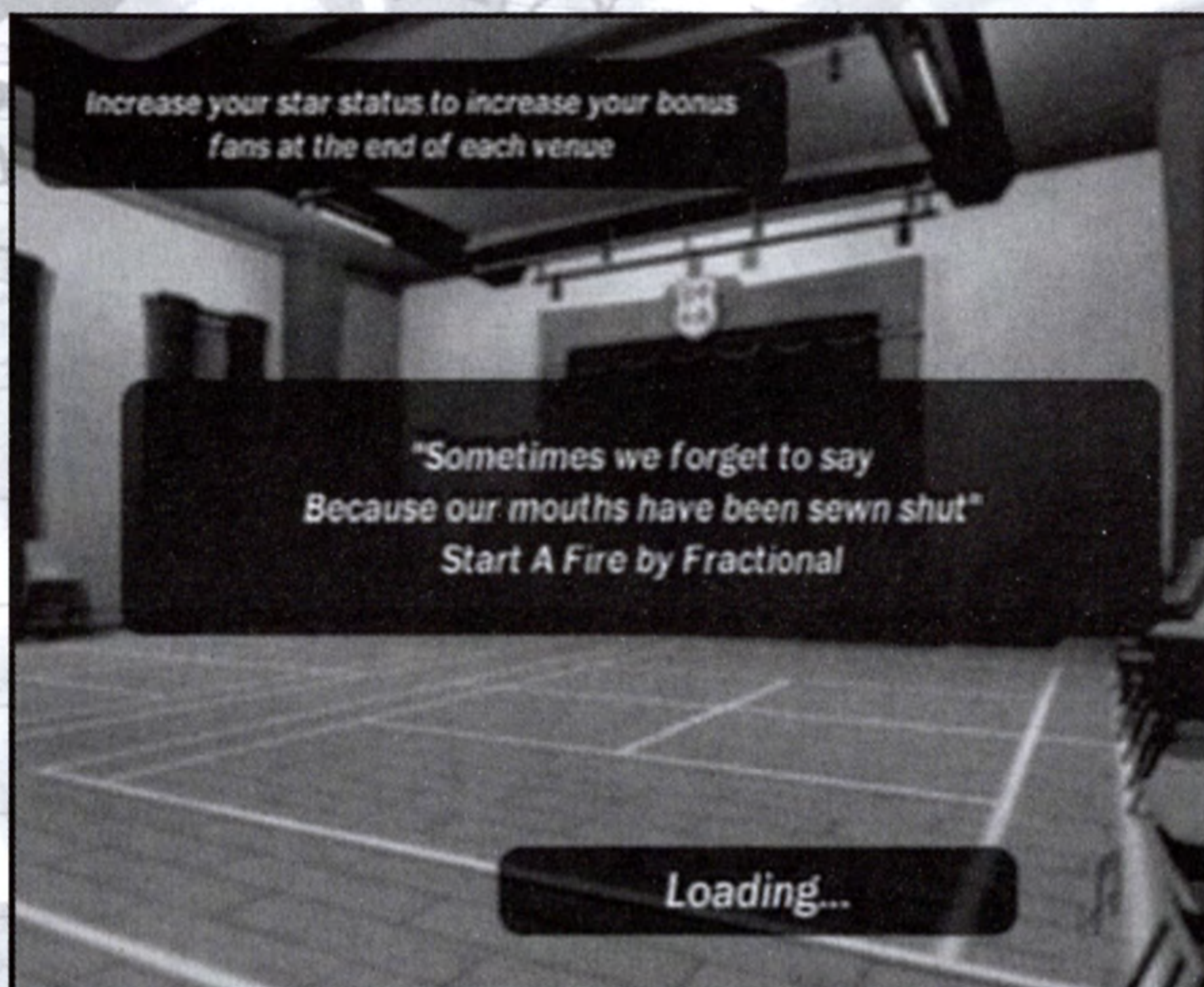
Guitar Volume: This level will control the volume of your guitar.

Controls: Edit your control configuration.

Screen: Adjust screen position.

Data: Players can enable or disable the autosave and also manually save or load a game from this screen.

Saving and Loading:



At the completion of a song or a major event, your game will automatically save once you have manually turned on the autosave function in the Data section of the Options Menu. At this point, you will be able to shut down, and further continue your progress at a later point in time. Next time you start the game up, just select the Load Band option from the title screen to pick up where you last left off.

Notes:

GUITAR

ROCK STAR

WISS

ROCK STAR

ROCK STAR
GUITAR

ROCK STAR
GUITAR

Notes:


POPSTAR
GUITAR




POPSTAR
GUITAR



POPSTAR
GUITAR




Notes:



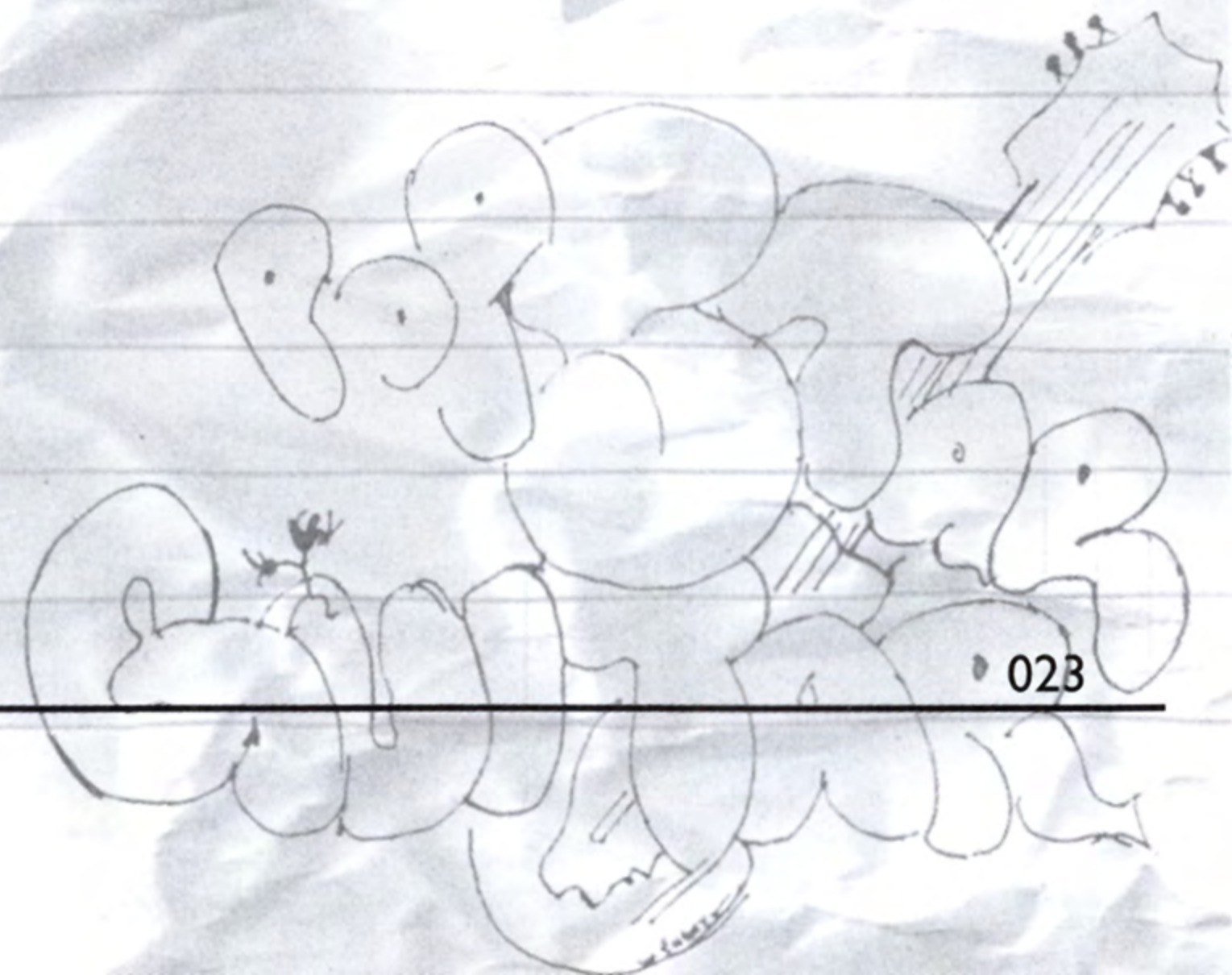
Star



Star
Star



GUITAR



Notes:

POPSTAR
SUITAR

POPSTAR
SUITAR

CREDITS

Broadsword Interactive Ltd

Management

CEO:

David Rowe

Managing Director:

John Jones-Steele

Studio Manager:

Nick Court

Development Director:

Jim Finnis

Creative Director:

Tiziano Cirillo

Design & Development

Game Design:

Tiziano Cirillo

Art Director:

David Rowe

Lead Artist:

Justin Slater

Artists:

Carl Edwards

James Hair

Laura Jackson

Chris Lewis

Sarah Murray

Ross Blair Nicolson

Nils Robins

Artists (Gameworld Seven Ltd):

David Broomfield

Owen Buscombe

Matt Gillies

Mark Laiiman

Rob Witts

Darran Woods

Lead Programmer:

Jim Finnis

Programmers:

Derek Beddard

Ben Davies

Ian Davis

Richard Fabian

Harry French

Ian Gledhill

Daniel Morris

Will Robinson

Stephen Rose

QA Manager:

Paul Astley

QA:

Ian Rodgers

Project Management:

Nick Court

Solo Guitar:

Chris Collier

Sound Effects:

Peter Connelly/ Universal Sound Design Ltd

Thank you to all our friends and families who have missed us during the development of the game.

Our special thanks to the very talented Chris Collier of Mission: Black for the creation of the solo tracks.

CREDITS

XS Games

Executive Producers:

5381 Partners, LLC.

Managing Director, Europe:

Tony Love

Director of Product Development

(Producer):

Hulls Charles, Jr.

Creative Director:

Cindy K. Mui

Marketing Product Manager:

Elizabeth Satterwhite

Assistant Product Manager:

Catherine Satterwhite

Accessory Product Manager:

Dan Higgs

Cover Art:

Picture Plane Imaging

Manual Design:

Cindy K. Mui

Manual and Art Layout:

Sandy Lamarre

Creative Media Design:

Sandy Lamarre

Catherine Satterwhite

Quality Assurance

Director/Information Technology

Administrator:

Alejandro K. "Spencer" Brown

Q.A. Team Leaders:

Georges "PG" Bartholin

Patrick Deetjen

QA Technical Requirements:

Sean Lemoine

Senior Q.A. Analysts:

McConnell Lamarre

Sandy Lamarre

Q.A. SuperStar Analysts:

Team Samurai (Day shift)

Alex Walker

Ali Qureshi

Allan Brown

Horace L. Philips "H.A.N.D."

Joseph Raul "Ra!" Trinidad

Maurice "Yung Youngin" Leeke

Mohammad N. Qureshi

Philip "Mauler Panda" Joseph

Paul Quinones

Raymond Medina

Shaquan Omar "Sosa" Sutherland

Team Ninja (Night Shift)

Alain Fortney

Andrew L. Walker, Jr. "TX Ranger"

Baena "Knowledge" Cabiri

Brent Malcolm

Deno L. Williams

Jay Moody

John Forkner

Lancelot "Lu5t" Chase

Marvin Graham Dorismond

Neil Edward Oyler

Peter John Ocasio

Samuel "Sinful Knight" Ortiz, II

Timothy "the Duke of Danger" Leonard

MUSIC CREDITS

MAINSTREAM MASTERS

"When I'm Gone"

Written by Bradley Arnold, Todd Harrell, Christopher Lee Henderson & Matthew Darrick Roberts
Songs of Universal, Inc. obo itself and Escatawpa Songs (BMI)

Performed by 3 Doors Down

© 2002 Universal Republic Records, a division of UMG Recordings, Inc. Courtesy of Universal Republic Records under license from Universal Music Enterprises

"It's Not My Time"

Written by Brad Arnold, Robert Todd Harrell, Christopher Lee Henderson & Matthew Darrick Roberts

Universal Music Publishing on behalf of itself and Escatawpa Songs. (BMI)

Performed by 3 Doors Down

© 2008 Universal Republic Records, a division of UMG Recordings, Inc.
Courtesy of Universal Republic Records under license from Universal Music Enterprises

"Dirty Little Secret"

Written by Nick Wheeler & Tyson Ritter

Universal Music - MGB Songs obo itself and Smells Like Phys Ed Music (ASCAP)

Performed by All-American Rejects

© 2005 Interscope Records

Courtesy of Interscope Records under license from Universal Music Enterprises

"Move Along"

Written by Tyson Ritter & Nick Wheeler

Universal Music - MGB Songs obo itself and Smells Like Phys Ed Music (ASCAP)

Performed by All-American Rejects

© 2005 Interscope Records

Courtesy of Interscope Records under license from Universal Music Enterprises

"Thnks Fr Th Mmrs"

Written by Andrew Hurley, Patrick Stump, Joe Trohman & Pete Wentz
Sony/ATV Music (BMI)

Performed by Fall Out Boy

© 2007 The Island Def Jam Music Group

Courtesy of The Island Def Jam Music Group under license from Universal Music Enterprises

"Sugar We're Going Down"

Written by Andrew Hurley, Patrick Stump, Joe Trohman & Pete Wentz
Sony/ATV Music (BMI)

Performed by Fall Out Boy

© 2005 The Island Def Jam Music Group

Courtesy of The Island Def Jam Music Group under license from Universal Music Enterprises

MUSIC CREDITS

"Makes Me Wonder"

Written by Jesse Royal Carmichael, Adam Levine & Mickey Madden
Universal Music- Careers obo itself and February Twenty Second Music (BMI)

Performed by Maroon 5

© 2007 OctoScope Music, LLC

Courtesy of A&M/Octone Records under license from Universal Music Enterprises

"Wake Up Call"

Written by Adam Levine & James Valentine

Universal Music- MGB Songs obo itself and Valentine Valentine/ Universal Music- Careers
obo itself and February Twenty Second Music (ASCAP/BMI)

Performed by Maroon 5

© 2007 OctoScope Music, LLC

Courtesy of A&M/Octone Records under license from Universal Music Enterprises

"Shut Up and Drive"

Written by Stephen Paul David Morris, Peter Hook, Bernard Sumner, Gillian Lesley Gilbert,
Evan Rogers, Carl Allen Sturken

Warner Chappell Music Ltd and Be Music Administered by WB Music Corp. (ASCAP)
Songs of Universal, Inc. obo itself and Bayjun Beat Music (BMI)

Performed by Rihanna

© 2005 The Island Def Jam Music Group

Courtesy of The Island Def Jam Music Group under license from Universal Music Enterprises

"All The Small Things"

Written by Tom Delonge and Mark Hoppus

EMI April Music Inc. (ASCAP)

Performed by Blink 182

© 1999 Geffen Records

Courtesy of Geffen Records under license from Universal Music Enterprises

"Welcome To My Life"

Written by Pierre Bouvier & Charles Andre Comeau

WB Music Corp. (ASCAP), Wet Wheelie Music (SOCAN) and High- Maintenance Music
(SOCAN)

Performed by Simple Plan

© Lava Records/Atlantic Records

www.simpleplan.com

www.atlanticrecords.com

"Misery Business"

Written by Hayley Williams & Joshua Farro

WB Music Corp., But Father, I Just Want To Sing Music, FBR Music and Josh's Music (ASCAP)

Performed by Paramore

© Atlantic Records

www.paramore.net

www.atlanticrecords.com

MUSIC CREDITS

"S.O.S"

Written by Nicholas Jonas, Kevin Jonas, and Joe Jonas
Sony/ATV Music (BMI)
Performed by Jonas Brothers
©Hollywood Records

"See You Again"

Written by Antonina Armato, Miley Cyrus & Timothy James Price
Antonina Songs (ASCAP)
Seven Peaks Music obo itself and Bocca Al Lupo (ASCAP) and Seven Summits Music obo Tondolea Lane
Music Publishing (BMI)
Performed by Miley Cyrus
©Hollywood Records

COVERS

"Our Time Now"

Written by Mike Daly, Tom Higginson & Mia Post
K F G Publishing, WB Music Corp, So Happy Publishing,
Oona Songs, LLC, Songs I Wrote While Cutting Gym Class (ASCAP)
As made famous by Plain White T's
©Hollywood Records

"Girlfriend"

Written by Lukasz "Doctor Luke" Gottwald & Avril Ramona Lavigne
Almo Music Corp. on behalf of itself and Avril Lavigne Publ, Ltd. (ASCAP)
AAM INC
Kobalt Music Pub (ASCAP)
As made famous by Avril Lavigne
Arista

"Hot"

Written by Avril Ramona Lavigne & Evan David Taubenfeld
EMI April Music Inc. (ASCAP)
Almo Music Corp. obo itself and Avril Lavigne Publ. Ltd. (ASCAP)
As made famous by Avril Lavigne
Columbia

"Before He Cheats"

Written by Josh Kear, Evan Taubenfeld & Chris Tompkins
© 2005 Big Loud Songs (ASCAP) admin. by Big Loud Bucks/Sony/ATV Crosskeys Publishing (ASCAP)/
Mighty Under Dog (ASCAP)
As made famous by Carrie Underwood
Arista

"Dance Floor Anthem (I Don't Want To Be In Love)"

Written by Don Gilmore, Benji Madden & Joel Madden
Used by Permission of EMI Blackwood Music Inc. (BMI)
Spectraphonics Inc. High Speed Chase administered by Kobalt Music Publishing America, Ind. (ASCAP)
As made famous by Good Charlotte
EPIC

MUSIC CREDITS

"Since U Been Gone"

Written by Lukasz "Doctor Luke" Gottwald and Martin Karl Sandberg
Universal Music Publishing - Z Tunes LLC on behalf of Maratone Ab (ASCAP)

AAM INC

As made famous by Kelly Clarkson

BMG

"Face Down"

Written by Ronnie Winter

Songs of Universal, Inc. obo of itself and Grim Goodbye Music (BMI)

As made famous by Red Jumpsuit Apparatus

Virgin

"Hero/Heroine"

Written by Martin Johnson

EMI April Music Inc. (ASCAP)

As made famous by Boys Like Girls

Red Ink/Columbia

"Anna Molly"

Written by Charles Boyd, Aaron Einzinger, Benjamin Lee Kenney, Christopher Kilmore & Anthony Pasillas

Hunglikeyora Music (ASCAP)

c/o Greenberg Taurig, LLP

Todd Cooper

As made famous by Incubus

Sony/Epic

"Suddenly I See"

Written by KT Tunstall

Sony/ATV Music (BMI)

As made famous by KT Tunstall

Virgin

"The Saints Are Coming"

Written by Richard Jobson & Stuart Adamson

Used by Permission of EMI Virgin Music, Inc. (ASCAP)

As made famous by Green Day & U2

Universal/Mercury

"How's It Going To Be"

Written by Arion Salazar, Stephan Jenkins & Kevin Cadogan

EMI Blackwood Music Publishing (BMI)

Figs 7 Music (ASCAP)

As made famous by Third Eye Blind

Elektra

MUSIC CREDITS

"1985"

Written by John Kenneth Allen, Jaret Ray Reddick & Mitchell Scherr (unknown writer)
Used by Permission of EMI April Music Inc., EMI Blackwood Inc. and Universal Music- Z Tunes LLC.
Obo itself and Drop Your Pants Publ. (ASCAP/BMI)
As made famous by Bowling For Soup

"I Write Sins Not Tragedies"

Written by Brendon Uri, Ryan Ross, Spencer Smith and Brent Wilson
Used by Permission of EMI April Music (ASCAP)
As made famous by Panic At The Disco

"Honestly"

Written by Andy Lee, Nicolas Hudson, Joseph Pepper, William Pugh, Ryan Roberts & Kevin Sanders
Sony/ATV Tunes LLC (ASCAP)
As made famous by Cartel

"It's Not Over"

Written by Chris Daughtry, Gregg Steven Wattenberg, Mark Wilkerson and Brett Ace Young
Tailback 80 Publishing, Inc. (BMI) Kobalt Songs Music Publishing (ASCAP), G Watt Music (ASCAP),
Careers-BMG Music Publishing Inc. (BMI), Floating Leaf Publishing (BMI) administered by Warner-
Tamerlane Publishing Corp.
Universal Music- Careers obo itself and Surface Pretty Deep Ugly Music (BMI)
EMI April Music Inc. (ASCAP)
As made famous by Daughtry

INDIES - MASTERS

"In Vain"

Written by Dave Nadolski & Matt Nadolski
Under the Flood Publishing/Koch Entertainment Music Publishing (ASCAP)
Performed by Under The Flood
Koch Records By Arrangement with Shelly Bay Music LLC

"Renovators Boogie"

Written by Bob Mayo, Rob Raserio, Ted Hemberger, Al Hemberger
Melodius Thunk Music/Raseriosongs/Hemberger, Inc./Hemberger, Inc.
Performed by The Renovators
Berger Platters by arrangement with Shelly Bay Music LLC

MUSIC CREDITS

"All She Left Was The Blues"

Written by Bob Kasero, Ted Hemberger & Al Hemberger
Kaserosongs/Hemberger, Inc./Hemberger, Inc.

Performed by The Renovators

Berger Platters by arrangement with Shelly Bay Music LLC

"So Cool"

Written by Steve Clark

Steve Clark

Performed by Vibrolux

Courtesy of Steve Clark by arrangement with Shelly Bay Music LLC

"Hear Me Talkin'"

Written by Dan Kirkpatrick (ASCAP) and William Salisbury (ASCAP)

Dan Kirkpatrick (ASCAP), North Port Music (ASCAP) & William Salisbury (ASCAP)

Performed by Blues Kings

Courtesy of North Star Media o/b/o Bluesmaster Music

"Sweet Rock N Roll"

Written by Steve Clark

Steve Clark

Performed by Vibrolux

Courtesy of Steve Clark by arrangement with Shelly Bay Music LLC

"Wonder"

Written by Steve Axt (Bass, Backing Vocals), Jimmie Davis (Lead Vocals, Accoustic Guitars), Tommy Ross (Drums, Backing Vocals) & Don Zabitka (Electric Guitars, Backing Vocals)

Copyright 2001

Performed by Hyper Maru

Recorded and produced by Don Zabitka

"Broken Wings"

Written by Munir Haque, Fahimuz Zaman, Andrew Karpman & Ilya Karpman

Published by Go Gotham Publishing (ASCAP)

Performed by Slant

Courtesy of Gotham Records, Inc.

www.gothamrecords.com

"Across The World"

Written by Omar Nieto, Carlos Ibarra, Ulises Rodriguez & Namor Nalupta

Published by Go Gotham Publishing (ASCAP)

Performed by Red Horizon

Courtesy of Gotham Records, Inc.

www.gothamrecords.com

MUSIC CREDITS

"When The Rain Comes Down Again"

Written by Eli Miller (ASCAP), Spencer Swain (BMI), Dan Edinberg (BMI) & John Zox (BMI)

Published by Zox Music, Inc.

Performed by Zox

Licensed by Link Music

Zox appears courtesy of SideOneDummy Records

www.zoxband.com

www.sideonedummy.com

"The Best Of The Worst"

Written by Mitch Allan & Jeff Cohen

Published by Matzoh-Ball Music (ASCAP)/As You Wish Music (BMI)

Performed by Mitch Allan

Courtesy of Arthouse Entertainment by arrangement with Shelly Bay Music LLC

"Go (aka Go Your Way)"

Written by Isaac Koren (BMI) & Thorry Koren (BMI)

Alethia Music Publishing (BMI)

Performed by The Kin

Courtesy of Alethia Music/The Kin

"High And Dry"

Written by Tiffany Randol (BMI) & Miles Kennedy (BMI)

Gotchu Randol Publishing (BMI)

Performed by Valeze

Courtesy of Gotchu Free Records

"Setting Sun"

Written by Ian Fairclough, David McAulay, Stuart Milenham & David Calder

Performed by Terra Diablo

Produced by Jeremy Parker & Terra Diablo

Mixed by Dave Fortman

©2007 Deluge Songs

©2007 Nocturnal Records

Recorded at: Piety Street Recording (New Orleans), Balance Studios (Mandeville, LA), C.I.N. Studios (Glasgow, Scotland), & Chem 19 (Glasgow, Scotland)

Mastered by Ryan Smith at Sterling Sound

"Glitterbug"

Written by Keanan Duffty/Earl Slick

Published by BMI

Performed by Slinky Vagabond

Courtesy of Slinky Vagabond by arrangement with Shelly Bay Music LLC

"Since You Walked Out My Door"

Written by Dan Kirkpatrick & Dennis R. Poore

Bluesmaster Music (ASCAP) and North Port Music (ASCAP)

Dan Kirkpatrick (ASCAP), Bluesmaster Music (ASCAP), North Port Music (ASCAP), Dennis Poore (ASCAP)

Performed by Blues Kings

North Star Media o/b/o Bluesmaster Music

MUSIC CREDITS

"Heaven Help Us All"

Written by Steve Clark & Chris Dell

Steve Clark & Chris Dell

Performed by The Premiums

Courtesy of The Premiums by arrangement with Shelly Bay Music LLC

"White Lightning"

Written by Steve Clark & Chris Dell

Steve Clark & Chris Dell

Performed by The Premiums

Courtesy of The Premiums by arrangement with Shelly Bay Music LLC

"All I Really Want"

Written by Steve Clark & Chris Dell

Steve Clark & Chris Dell

Performed by The Premiums

Courtesy of The Premiums by arrangement with Shelly Bay Music LLC

"Car Crash"

Written by John Wells (KC) & Jenine Call

Published by Gotham NYC Publishing (BMI) OBO itself & Jenine Cali Music (BMI)

Performed by The Day After

Courtesy of Gotham Records, Inc.

www.gothamrecords.com

"Guilty"

Written by Chris Collier & Evan Meurer

Collierbluff Music (ASCAP)/Meurer Image Music (ASCAP)

Guitar solo performances written and performed by Chris Collier courtesy of Chris

Collier/Collierbluff Music (ASCAP)

Performed by Weedeeter

Courtesy of Chris Collier

"Don't Say Anything"

Written by Tim Feehan (ASCAP) & Steven Joe Brooks (ASCAP)

Two Man Advantage (ASCAP) & North Port Music (ASCAP)

Performed by Mojophonic

North Star Media o/b/o Backroom Entertainment

"See You Around"

Written by Richard Nguyen, Chris Buongiorno & Justin Gibbs

Asian Love Industries (ASCAP)

EMO Kid Enterprise (ASCAP)

Sloppy Butcher Music (ASCAP)

Performed by Dimtribe

MUSIC CREDITS

"One Last Time"

Written by Richard Nguyen, Chris Buongiorno & Justin Gibbs

Asian Love Industries (ASCAP)

EMO Kid Enterprise (ASCAP)

Sloppy Butcher Music (ASCAP)

Performed by Dimtribe

"Better Off"

Written by Richard Nguyen, Chris Buongiorno, Justin Gibbs

Asian Love Industries (ASCAP)

EMO Kid Enterprise (ASCAP)

Sloppy Butcher Music (ASCAP)

Performed by Dimtribe

"Start A Fire"

Written by Douglas Gledhill/Fractional

Published by Dyspathy Music (BMI)

Performed by Fractional

Courtesy of Douglas Gledhill/Fractional

"Are You Afraid"

Written by Douglas Gledhill/Fractional

Published by Dyspathy Music (BMI)

Performed by Fractional

Courtesy of Douglas Gledhill/Fractional

"Too Far Gone"

Written by Douglas Gledhill/Fractional

Published by Dyspathy Music (BMI)

Performed by Fractional

Courtesy of Douglas Gledhill/Fractional

"On The Rocks"

Written by Steph Paynes, Helen Destroy, Lisa Brigantino, Sarah McClellan & Eddie Kramer

Daughters of Albion Music (BMI)

Performed by Lez Zeppelin

Courtesy of Emanation Records

© 2007 Emanation Records

"Control"

Written by Chris Collier & Evan Meurer

Collierbluff Music (ASCAP)/Meurer Image Music (ASCAP)

Performed by Weedeeter

Courtesy of Chris Collier



dmg^{nc}

COUNTDOWN @ MEDIA

Juice Me

Special Thanks:

Gary Stiffelman, Heather Hathwell, Deborah Mannis-Gardner, Chris Robertson, Deirdre Corley, Nick Court, John Jones-Steele, David Rowe, Tony Love, David Simmons, Volker Muller, Monkeys and Cows, Hamilton, Don Terbush, Steve Morgan, Carla Clark, Denise Forlizzi, Picture Plane, Judy Mui, Lauren Parikhal, Tabatha Maher, Lidia Bonanno, P.J. Batista, Joe Capraro Jr., Jody Bottone, Eric Wuestmann, Jon Hausam, and Rob deBrauwere.

Special Thanks to the XS Q.A. Team for their artwork, Ali Qureshi, Georges Bartholin, Horace Philips, Lancelot Chase, Peter Ocasio, Sammy Ortiz, Sandy Lamarre, and Timothy Leonard.

In Loving Memory of Harley.



WARRANTY

LIMITED WARRANTY - XS Games warrants to the original purchaser of this software product, for period of ninety (90) days from the date of original purchase (the "Warranty period"), that under normal use, this medium on which this computer program is recorded is free from defects in materials and workmanship. This software program is sold "as is" without express or implied warranty of any kind and XS Games is not liable for any losses or damages of any kind resulting from use of this program. This warranty is not applicable to normal wear and tear. This warranty shall not be applicable and shall be void if the defect in this software product has arisen through abuse, unreasonable use, mistreatment or neglect.

WARRANTY CLAIMS - To make a warranty claim under this limited warranty, please return the product to the point of purchase accompanied by proof of purchase, your name, your return address, and a statement of the defect, or send the disk(s) within 90 days of purchase to: XS Games, 8800 Global Way, West Chester, OH 45069. Include a copy of the dated purchase receipt, your name, your return address, and a statement of the defect. XS GAMES or its authorized dealer will, at our option, repair or replace the product and return it to you (postage prepaid) or issue to you a credit equal to the purchase price. To replace defective media after the 90-day warranty period has expired, send the original disk(s) to XS Games at the above address with a check or money order for \$15.00.

The foregoing states the purchaser's sole and exclusive remedy for any breach of warranty with respect to the software product.

LIMITATIONS - This warranty is in lieu of all other warranties and no other representations or claims of any nature shall be binding on or obligate XS Games. Any implied warranties applicable to this software product, including warranties of merchantability and fitness for a particular purpose, are limited to the ninety (90) day period described above. In no event will XS Games be liable for any special, incidental, or consequential damages resulting from possession, use, or malfunction of this XS Games software product.

Some states do not allow limitations as to how long an implied warranty lasts and/or exclusions or limitations of incidental or consequential damages so the above limitations and/or exclusions may not apply to you. This warranty gives you specific rights, and you may also have other rights which vary from state to state.

NOTICE - XS Games reserves the right to make improvements in the product described in this manual at any time and without notice. This manual and the software described in this manual are copyrighted. All rights are reserved. No part of this manual or the described software may be copied, reproduced, translated, or reduced to any electronic medium or machine-readable form without the prior written consent of XS Games, 8800 Global Way, West Chester, OH 45069, ATT: GAME MANAGEMENT.

