

# MAX PAYNE™

OFFICIAL POLICE DOSSIER

Payne, Max      CODE: 187  
FILE NO. 100-042581  
Serials: 1-60 NYPD

CONFIDENTIAL



MATURE

**M**

CONTENT RATED BY  
ESRB



**WARNING: READ BEFORE USING YOUR PLAYSTATION®2 COMPUTER ENTERTAINMENT SYSTEM.**

A very small percentage of individuals may experience epileptic seizures when exposed to certain light patterns or flashing lights. Exposure to certain patterns or backgrounds on a television screen or while playing video games, including games played on the PlayStation®2 console, may induce an epileptic seizure in these individuals. Certain conditions may induce previously undetected epileptic symptoms even in persons who have no history of prior seizures or epilepsy. If you, or anyone in your family, has an epileptic condition, consult your physician prior to playing. If you experience any of the following symptoms while playing a video game – dizziness, altered vision, eye or muscle twitches, loss of awareness, disorientation, any involuntary movement, or convulsions – **IMMEDIATELY** discontinue use and consult your physician before resuming play.

**WARNING TO OWNERS OF PROJECTION TELEVISIONS:**

Do not connect your PlayStation®2 console to a projection TV without first consulting the user manual for your projection TV, unless it is of the LCD type. Otherwise, it may permanently damage your TV screen.

**USE OF UNAUTHORIZED PRODUCT:**

The use of software or peripherals not authorized by Sony Computer Entertainment America may damage your console and/or invalidate your warranty. Only official or licensed peripherals should be used in the controller ports or MEMORY CARD slots.

**HANDLING YOUR PLAYSTATION®2 FORMAT DISC:**

- This disc is intended for use only with PlayStation®2 consoles with the NTSC U/C designation.
- Do not bend it, crush it or submerge it in liquids.
- Do not leave it in direct sunlight or near a radiator or other source of heat.
- Be sure to take an occasional rest break during extended play.
- Keep this compact disc clean. Always hold the disc by the edges and keep it in its protective case when not in use. Clean the disc with a lint-free, soft, dry cloth, wiping in straight lines from center to outer edge. Never use solvents or abrasive cleaners.



# MAX PAYNE™

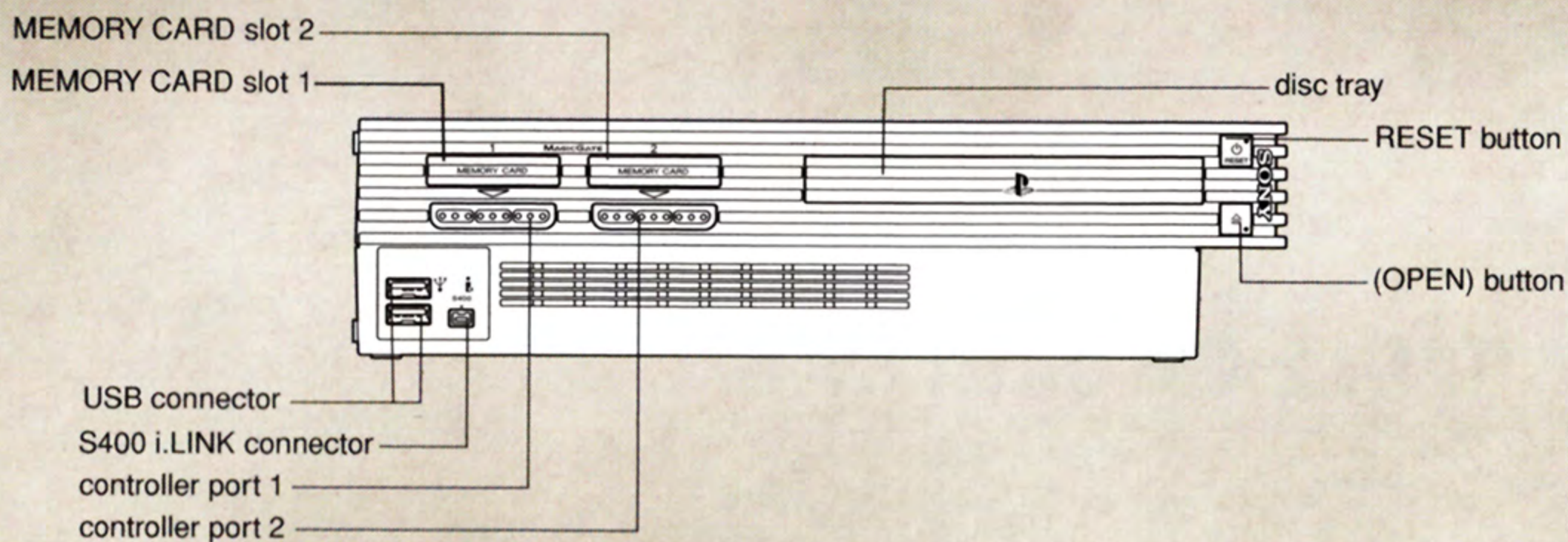
CASE FILE MP2700FM  
PAGE 1

## TABLE OF CONTENTS

GETTING STARTED	2
PROLOGUE	5
MAIN MENU, SAVING AND LOADING	9
OPTIONS	11
GAMEPLAY: USING AND PAUSING	13
THE GRAPHIC NOVEL	14
THE GAME WORLD	15
WEAPONS SNEAK PEEK	15
MAX'S HEALTH	16
BULLET TIME	17
SHOOTDODGING	18
DODGING	19
CINEMATIC SHOTS	19
DIFFICULTY AND ADDITIONAL GAMEPLAY MODES	20
GENERAL GAMEPLAY TIPS	21
CREDITS	23
THANKS	28
WARRANTY	33
TECH SUPPORT	33



# GETTING STARTED

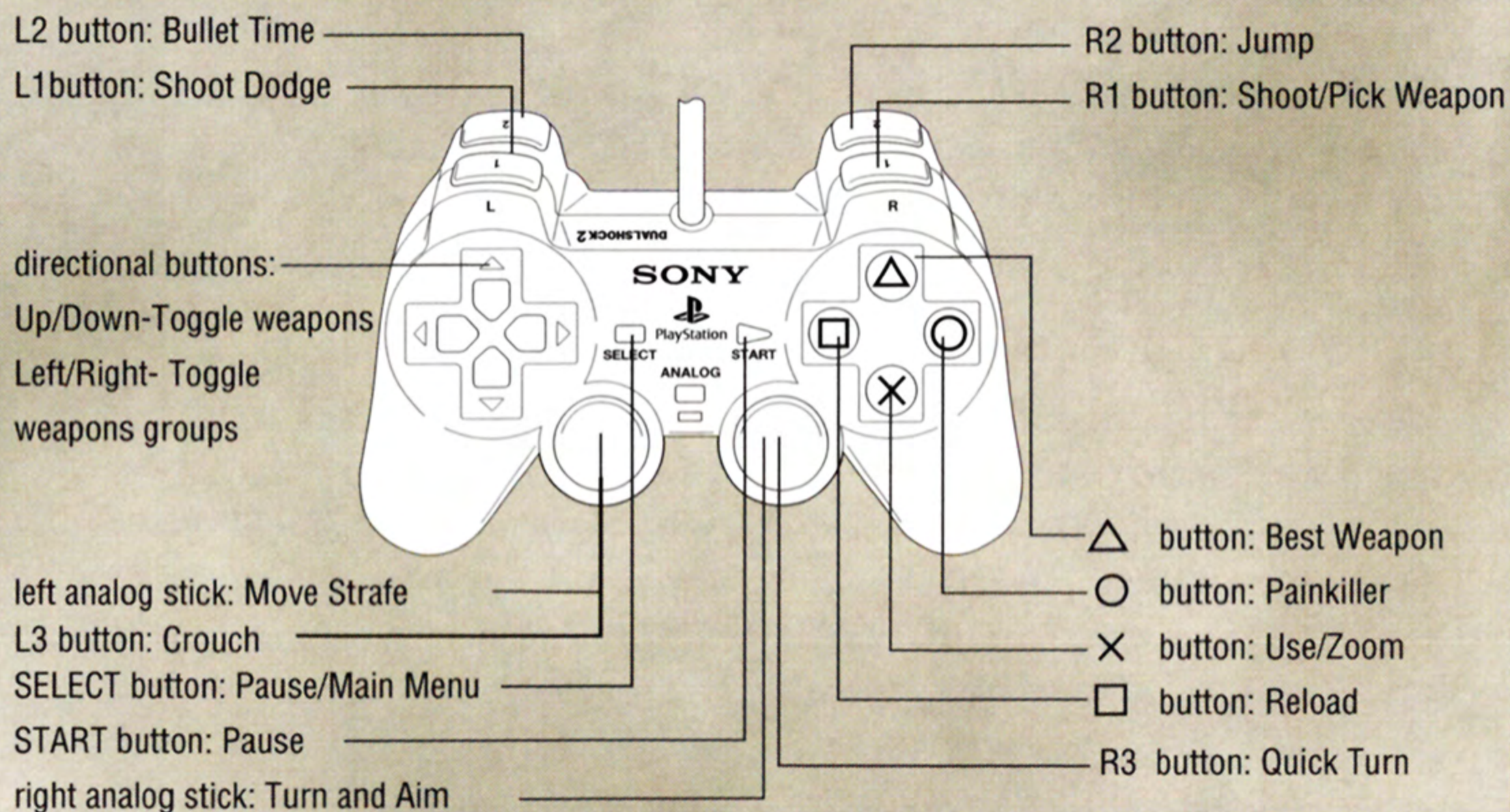


1. Set up your PlayStation®2 computer entertainment system according to the instructions in its instruction manual. If you wish to save your Max Payne game, insert a memory card (8MB) (for PlayStation®2) with at least 210 KB of free space into MEMORY CARD slot 1. Max Payne only supports MEMORY CARD slot 1.
2. Make sure the MAIN POWER switch (located on the back of the console) is turned on. Press the RESET button.
3. When the power indicator lights up, press the OPEN button and the disc tray will open.
4. Place the Max Payne disc on the tray with label side facing up, press the OPEN button again and the disc tray will close. Attach game controllers and other peripherals, as appropriate. Follow on-screen instructions and refer to this manual for information on using the software.



# STARTING UP

## DUALSHOCK® 2 analog controller



**NOTE:** When your weapons inventory is displayed onscreen, and you have highlighted your chosen weapon, press the R1 button (Shoot/Pick Weapon) to switch to it.

**ALSO NOTE:** Press the × button to zoom in on your target while using the sniper rifle.



## THANKS FOR BUYING THIS GAME!

Max is not your typical hero. A hero has a choice whether or not to risk his life. Max is simply trying to fight his way out of an impossible situation. Life dealt him a bad hand. But a good poker player can turn a bad hand into a winner.

Among the many innovations of this game is Bullet Time gameplay. It adds an entirely new dimension to action games, the dimension of time itself. We're not going to explain why Max can shift time in his favor, maybe he enters a state of high concentration, like a fully focused athlete in the "zone," and for him time seems to slow down, with adrenaline pumping through his veins forcing his body into a higher gear. The bottom line is that Max can do it, and it's one of the most fun gameplay innovations in the 3D action genre. Use this feature often, as it will save your butt!

You'll notice, too, that the story in Max Payne has not been shortchanged. It's integral to the action and enriches the entire game experience. The story is presented in many ways throughout the game, but most often through the game's graphic novel system. No other 3D action game has used this graphic novel approach, which we believe adds a depth to the story not possible by other methods. We hope you'll agree.

Finally, Max Payne is the first action game that actually monitors your ability to play, and auto-adjusts the difficulty level to match your playing ability.



Max Payne took a long time to make, and the dedication and talent of a lot of people, who devoted much of their lives to this long project. But to a person, everyone involved with this game is proud of the resulting accomplishment. And more important, we hope you'll enjoy it as much as we think you will.

Oh, and don't worry, you'll be seeing more of Max in the future. Dimension Films and Collision Entertainment are teaming up to make a feature film based on Max Payne, and further adventures of this character are already in the works.

Thanks again!

Remedy and 3D Realms Entertainment

## PROLOGUE



In the backseat of a moving car, I am cut loose from the city. It watches me pass with sharp neon eyes. The night has gilded the skyscrapers in silver. Every brick wall is covered with graffiti.

The image of a green "V" with a syringe in the middle, repeated over and over. V for Valkyr. The Drug. The red and blue of the police car's lights flash on the white snow.

Something goes clank in the night, and the sound is close enough to a gunshot to take me back to the beginning. My last meeting with Alex before I went undercover. Sitting in a crummy diner opposite me,



he had grinned, a friendly bear, but I had seen it in his eyes. We hadn't been on the side of the winners in a long time. He was playing it safe, talking shop:



"To get to the source, we need to get to Jack Lupino. For that, you need the trust of the small-timers in the Punchinello family. Joey and Virgilio Finito. Lupino's number one man, Vinnie Gognitti. All the wiseguys."

It must have been there. The sign of things to come. Clear in the fear in Alex's eyes, in the darkness of the coffee I was drinking, in the way my Beretta dug painfully into my side. But we were blind to it then, closing our eyes to it. Refusing to see. Later that night, Max Payne as a DEA special agent was erased from the vast network of databases, and replaced with a new version of me: Max Payne, the career criminal with a mile-long rap sheet.

A couple of days ago it had all come crashing down. The bad things came, like a winter storm. Pushed over the edge, I found myself in that cold no-man's land between right and wrong.



No road-signs. On a crash-course with the Mafia. With nothing to lose. The NYPD was trailing me by the dotted line of empty shell casings that I left behind. I was trying to look for the answers, but every gunshot, instead of closure, was just a hole with more questions leaking out. A spreading labyrinth of questions, like a pool of blood spreading on the snow.




The car stops in the traffic lights. Outside, the light paints snow red, like the whole city was in flames. But inside, in the shadows of the car, it's all done in blues. I know I'm lying to myself. No amount of painkillers can keep this ache away. No lie can hide it. I'm not really in the backseat of this car. It didn't start in the diner with Alex. It started three years ago in my bedroom. And I haven't left that room since. The killer dead at my feet on the floor.

Michelle lying on the bed. Bullet holes like rubies on her chest. Our baby's cry cut short, the absence of it heavy in the air. That gunshot, like an exclamation mark to end it all, the answer to all my questions, had already rung out a long time ago, even its echoes gone. The gun was fused to my hand from that moment on. That room inside me everywhere I go.



Especially now-as the city presses close to the windows of the car, its monstrous heartbeat under the tires. My squinted eyes in the rearview mirror. My hands numb and held awkwardly behind my back. Everything that came after that room is a hopeless mess, a chaotic swirl, rising nausea that tastes like rust in my mouth.

To make any kind of sense of it, I need to go back three years. Back to the night the pain started.





# MAIN MENU, SAVING AND LOADING

## MAIN MENU



## RESUME GAME

This option will only be active when accessing the Main/Pause Menu from gameplay. Highlight this option and press the **X** button to resume your game.

## TUTORIAL

You can select Tutorial if you want to go through a brief training course on the controls and how to play the game. It's recommended that you try out the Tutorial before jumping into the game.



**NEW GAME**

This option lets you start a new game session. After selecting a new game, you will need to select the gameplay mode. Different gameplay modes: Fugitive, Hard-Boiled, Dead on Arrival and New York Minute, are explained later in this manual.

**SAVING**

Max Payne is an Autosave game. This means that your game will automatically be saved to your memory card whenever you reach a save point. To save, you need a formatted memory card with at least 210KB of free space inserted into MEMORY CARD slot 1. It is advised that you have such a memory card in MEMORY CARD slot 1 when you begin gameplay, but you may insert it during gameplay, and your game progress and options settings will be saved at the next save point. If you choose to play without a memory card, you will lose your game progress and options settings when the console is powered down or reset.

**LOAD LEVEL**

Here you may access any save point that you have reached, and continue your game. Highlight the save point you want to start at and press the **X** button.

**WARNING:** Please do not remove your memory card during saving or loading, or any other memory card operation, as game data may be lost.



## OPTIONS MENU



### SAVING OPTIONS

You may save your options with or without a memory card inserted into MEMORY CARD slot 1.

While on any of the four options screens, press the **○** button, and any altered options will be put into effect. Pressing the **△** button will back you out to the Options Menu, and cancel any changes that you effected on that options screen.

### CONTROLLER CONFIGURATION

There are three configurations to choose from. You would do well to try them all, to see which is best for your gameplaying style.

### CONTROL OPTIONS

**Vibration** - Turn the vibration function on or off.

**Invert Aiming** - Do you want down to be down, and up up, or down to be up, and up to be down?

**Look-Stick Deadzone** - The "deadzone" is an adjustable amount of distance that you are able to move the right analog stick before any action takes effect.

**Vertical Look Sensitivity** - Adjust these two....

**Horizontal Look Sensitivity** - to your liking.



**GAME OPTIONS**

**Auto Aiming/Aiming Lock** - Auto Aiming and Aiming Lock are two separate but related options. Auto Aiming must be enabled to allow Aiming Lock to be enabled. Aiming Lock is the automatic Auto Aim, and is defaulted to disabled; when Aiming Lock is enabled you will find that your accuracy is greatly increased. If Aiming Lock (aka automatic Auto Aim) is disabled, but Auto Aiming is enabled, the user still has the option of activating Auto Aim manually by holding the R3 button. Disabling Auto Aim disables both Aiming Lock and user-activated Auto Aiming.

**Lookspring** - When the Lookspring feature is enabled, Max's point of view will return to straight ahead and level as he begins to move.

**Auto Weapon Change** - When this feature is enabled, Max will automatically switch to his "best" weapon. For example, if Auto Weapon Change is enabled, and Max has a Beretta, and finds a Desert Eagle, then Max will automatically switch to the Desert Eagle.

**Bullet Time Aid** - This handy function will turn bullet time off for you automatically, after you have performed a Shootdodge maneuver.

**Gameplay Tips** - In some cases during the game, you will be shown different tips on how to use weapons or items. If you feel familiar with the game, you can unmark this checkbox and the tips won't be shown.

**Bullet Time Motion Blur** - When enabled, the action will appear blurred (in a cool way) when Bullet Time is activated.

**SOUND OPTIONS**

Here you can adjust the music volume and the sound effects volume.



## GAMEPLAY: USING AND PAUSING

### USING ITEMS **X** button

The world of Max Payne is very interactive and Max is able to use many items. Pressing the **X** button in the proximity of a usable item will make Max perform a relevant action. Max can open drawers and lockers, pick up specific items, use switches and control panels, or examine leads and read notes that he finds.

When Max is in the proximity of an interesting item or a lead, his head will turn to look in that direction and an exclamation point ("!") will appear on screen above Max's head. You can then search the area to find what Max was interested in.

### TWO WAYS TO PAUSE

Both the START button and the SELECT button can be used to pause the action in Max Payne. Pressing the SELECT button will pause the game, and bring up the Pause/Main Menu on a separate screen.

Highlight "Resume Game" and press the **X** button to return to the game. Pressing the START button will just pause gameplay, without bringing up the Pause/Main Menu.





## THE GRAPHIC NOVEL



Max Payne's Graphic Novel appears throughout the game, and it drives the twisting roller coaster of a story. The Graphic Novel introduces new surroundings, characters, and plot twists, and reveals information that Max Payne will need to uncover the truth.


When you encounter new pages of the Graphic Novel, just sit back and enjoy the show, complete with full voice acting and sound effects, and you will be returned to the game as soon as the current pages are completed. If you wish to, you may bypass most Graphic Novel screens by pressing the **X** button .



## THE GAME WORLD

### WEAPONS SNEAK PEEK

Max Payne will eventually have 15 weapons options at his disposal, giving him a deadly arsenal with which to battle the murderous enemies that stalk him in the dark night of the city. To get you started, we've included essential information on four of them.

Remember that each weapon will automatically reload when it runs out of ammo, or you can manually reload anytime by pressing the  button.

### BERETTA

The Beretta is a 9mm semi-automatic handgun that will work well in close combat but is less accurate over long distances. The punch of the weapon is limited, especially against hardened enemies, but the rate of fire makes up for this. The Beretta carries an extended clip that holds 18 bullets. Max Payne can hold two Berettas (as soon as he has found a second one), one in each hand, to achieve a deadly rate of fire.

### PUMP-ACTION SHOTGUN

The Pump-Action Shotgun is a standard police issue twelve-gauge shotgun. Lethal at close quarters, but due to the spread of the pellets it is less efficient at a distance. This shotgun loads up to seven shots.



**DESERT EAGLE**


The Desert Eagle is a high-power handgun that packs a lot of stopping power and is very accurate. However, due to the recoil of this high caliber weapon, the rate of fire leaves room for improvement. The Desert Eagle carries 12 bullets in the clip.

**MOLOTOV COCKTAIL**

A classic weapon since the 1940s, the Molotov Cocktail is simple but deadly. This glass bottle filled with flammable liquid can be thrown with devastating effect at the enemy. Max Payne can also use Molotov Cocktails to get at enemies behind obstacles, and by throwing them onto the ceiling and having a deadly rain of fire fall down on the enemy. Remember, careless use of Molotov cocktails can also harm Max, and coming into contact with burning enemies will hurt Max as well.

**MAX'S HEALTH**

On the bottom left hand side of the screen you can see the Pain Bar in the form of a silhouette of Max Payne. This indicates the level of pain that Max Payne is in at any given time. Once a high degree of pain is reached, Max's movement will slow down and he will start to limp. Once the pain bar is full Max Payne will die. Like action heroes in the movies, Max never stays down. Even when badly hurt, he will slowly regain a little health, and will quickly be ready to dive back into the action.





## PAINKILLERS

Reduce pain by using the painkillers found in various locations in the game. You can carry a maximum of 8 at any one time. Keep in mind that when you take a painkiller it only heals a fraction of Max's total health, and it will take a few seconds for it to take full effect, as indicated by a faded red color. This faded red color indicates the real

health status of Max, and further damage to Max will be added on top of the faded red, not the solid red. So, you may choose to take a painkiller (or painkillers, as needed) and let them take full effect before entering further combat against the enemies.



## BULLET TIME™

Bullet Time is the heart of Max Payne's combat maneuvers. When pressed into a tight spot Max can activate Bullet Time, which will slow the action around him, while allowing him to aim his weapons in real-time. This is very effective for getting the drop on multiple enemies and even allows Max to dodge oncoming bullets.





You can use Bullet Time as much as you want, but it is a limited resource and it will drain over time as indicated by the hourglass in the lower left of the screen. Once activated Bullet Time can be toggled on and off by pressing the Bullet Time button ( L2 button by default) again. Max will gain a little more Bullet Time for every enemy he takes out.

Also, using Bullet Time while sniping will help your aim. You will naturally not be able to shoot-dodge when using the sniper rifle.

### **SHOOTDODGING™**

In addition to normal dodges and Bullet Time, Max can also Shootdodge. By pressing the Shootdodge button ( R2 button by default) while moving, Max will do a Shootdodge dive in slow motion in whatever direction Max is moving in. This will cost you a little Bullet Time each time you perform this maneuver, but it will give you an incredible edge in combat. If you don't have any Bullet Time left, Max will do a normal rolling dodge instead of a slow motion Shootdodge, and you will hear a warning sound.

Remember, that by Shootdodging, the action slows around Max, but he can still aim in real-time. Use this to your advantage.



## DODGING

The dodge is an effective defensive move and can be performed in any direction, except forward, which results in a regular forward jump. Dodging is performed by moving in any direction and pressing the Shootdodge button ( L2 button by default) simultaneously. By performing dodges, Max can avoid getting shot by the enemies who are trying their best to put nails in his coffin.

## CINEMATIC SHOTS

During combat, the game sometimes performs Cinematic Shots, where the camera moves to highlight the action (enemies flying backwards in slow-motion, etc.). Bullet cam is sometimes used with the sniper rifle. This is not only helpful in aiming, but also shows a very cool perspective of the action. You can interrupt some of the cinematic shots by pressing the **X** button.



## **DIFFICULTY AND ADDITIONAL GAMEPLAY MODES**

### **FUGITIVE**

This is the default gameplay mode and the only one available after you've inserted the game. When playing the Fugitive gameplay mode, the game uses a self-adjusting skill level system. The enemies will alter their behavior and performance according to how well Max Payne is doing. This implies that if you are encountering difficulty, the game will adjust the behavior and reactions of the enemies in your favor. Naturally, if you are breezing through, the enemies will rise to the challenge.

When you have completed the game for the first time, you also unlock the following additional gameplay modes:

### **HARD-BOILED**

A more challenging version of the game. Max's healing process is slower and his health lower. Auto aim is scaled down. You have to complete the game in the Fugitive mode to access the Hard-Boiled mode.

### **DEAD ON ARRIVAL**

The real challenge. No holds barred anymore, this is only for the advanced players. Beating Dead on Arrival mode is the true mark of a hardcore gamer. No auto aim here and the bad guys are really beefed up (go for those headshots!). Max's health is the same as in Hard-Boiled but his healing is drastically toned down, and you have only 7 save games to complete each map. You have to complete the Hard-Boiled mode to access the Dead on Arrival mode.



## NEW YORK MINUTE

This is a hectic mode for speed-running. You must complete the Fugitive mode to unlock this mode. Each map starts out with a timer ticking down. If the timer reaches zero, Max is out. Taking out enemies buys you more time. Graphic novels and cinematics stop the timer and the timer slows down in Bullet Time.

## GENERAL GAMEPLAY TIPS

If Max crouches (press the L3 button) during a gun fight, he presents a smaller target and is therefore slightly less likely to get hit. Crouching behind obstacles in combat may give you the required second or two to reload your weapon before diving back into the action. Crouching will also make your sniper rifle more steady.



Make full use of Shootdodging and Bullet Time. They will allow you to get the drop on bad guys, aim easier, and take less damage. The game can be very difficult without using these features.

A good tactic in gun fights is to keep moving - don't be an easy target by standing still! Move side-to-side, do evasive rolls, and hide behind pillars and walls when you reload. Search everywhere! There are items hidden in crates, drawers, cabinets, lockers, under beds and more. You are usually rewarded for exploring the environment and you never know where those painkillers are hiding.

Another important point with Max Payne is that it's the first game to realistically model individual bullets, as opposed to traveling from your gun to your target in an impossibly fast instant. So, if your target is quite a ways away, your shots will take a noticeable fraction of a second to reach your target. When you activate Bullet Time, you'll actually get to see bullets whizzing very quickly through the air as everything is slowed down, an effect never seen in a game before this.



Don't pass up notes, tv or radio broadcasts or other things Max is interested in while you are playing. Take the time to use these items and get information.





## CREDITS

Max Payne was developed and designed by Remedy Entertainment Ltd. Produced by 3D Realms.



Saku Lehtinen, Petri Ljungberg, Kim Salo, Markus Stein, Samuli Viikinen, Olli Tervo , Matias Myllyrinne, Kiia Kallio, Jussi Räsänen, Petteri Salo, Aki Määttä, Matias Kamula, Sam Lake; bottom row: Marty Howe, Mika Reini, Marko Lenonen, Petri Järvilehto, Sami Vanh Atalo, Henri Blåfield, Peter Hajba, Markus Mäki, Tero Tolsa, Jaakko Lehtinen, Anssi Hyytiäinen.

### Remedy's Max Payne Development Team

Project Lead	Petri Järvilehto
Story and Screenplay	Sam Lake
Programming	Markus Stein
Graphic Design Lead	Sami Vanhatalo
Level Design Lead	Samuli Viikinen
Programming	Jaakko Lehtinen
	Jussi Räsänen
	Kim Salo
	Olli Tervo
	Petteri Salo



**Level Design**

Aki Määttä  
Anssi Hyytiäinen  
Marty Howe

**Modeling  
Animation  
Texture**

Saku Lehtinen  
Henri Blåfield  
Peter Hajba  
Aki Määttä  
Marko Leinonen  
Peter Hajba  
Saku Lehtinen  
Teemu Heinilehto

**Particle Art  
Cinematics**

Peter Hajba  
Anssi Hyytiäinen  
Saku Lehtinen

**Menu and HUD Art  
Sound and Voice Tracks  
Graphic Novel Art**

Marko Leinonen  
Peter Hajba  
Kiia Kallio

**Startup Movie  
Skybox Art  
Business and Finance Director  
Chairman of the Board  
Office Manager  
IT Support  
Additional Level Design  
Additional Art  
Also contributed to Max Payne  
Management**

Sami Saramäki  
Marko Leinonen  
Eetu Martola  
Matias Myllyrinne  
Markus Mäki  
Mika Reini  
Petri Ljungberg  
Tero Tolsa  
Matti Kamula

**Weapons Consultant  
Additional Sounds  
Programming  
Additional Programming**

Samuli Syvähuoko  
Anuj Desai  
Ossi Turpeinen  
Tero Kostermä  
Mika Tammenkoski  
Jani Kajala  
Timo Aila  
George Broussard &  
Scott Miller

**Produced by**

3D Realms Strike Team  
Scott Alden, John Anderson, Allen H. Blum III,  
Steven Blackburn, George Broussard, Stephen Cole, Scott  
Miller, Brandon Reinhart, Keith Schuler, Joe Siegler,  
Charlie Wiederhold, Tim Wilson, Matt Wood.



**Additional Production by Rockstar Games NYC**

**Production Team**

**Executive Producer**

Sam Houser

**Director of Development**

Jamie King

**Associate Producer**

Adam Davidson

**Technical Producer**

Gary J. Foreman

**Technical Coordinator**

Brandon Rose

**QA Manager**

Jeff Rosa

**Lead Analyst**

Rich Huie

**Testers**

Jameel Vega

Elizabeth Satterwhite

Devin Bennett

Kahleem Poole

Brian Planer

Joe Greene

**Rockstar Marketing & PR**

Terry Donovan, Jennifer Kolbe, Adam Tedman, Amy Salzman, Corey Wade, Jung Kwak, Kevin Hopkins, and Stanton Sarjeant.

**Music by**

Music composed, arranged and performed by Kärtsy Hatakka & Kimmo Kajasto. Hatakka performs courtesy of Eastborder Management Inc. Music mastering by Pauli Saastamoinen at Finnvox studios.

**Voice Acting Talent**

Max Payne

James McCaffrey

Michelle Payne

Haviland Morris

Alex Balder

Chris Phillips

Nicole Horne

Jane Gennaro

B.B.

Adam Gruper

Jim Bravura

Peter Appel

Joey Finito

Tye Reign

Virgilio Finito

Tye Reign

Vinnie Gognitti

Joe Dallo

Kyra Silver

Chelsea Altman

Angelo Pouchinello

Joe Ragno

Candy Dawn

Joanie Ellen

Captain Baseballbat-Boy

Ricky Ashley

BicycleHelmet-Girl

Victoria Pontecorvo

Rico Muerte

Joe Maruzzo

Alfred Woden

John Randolph Jones

Jack Lupino

Jeff Gurner

Mona Sax

Julia Murney

Frankie Niagara

Bruce Kronenberg



Vladimir  
Dispatcher  
Announcer  
Butler John  
Lady Amelia  
Marquis Valentine  
Boris Dime  
Joe Salem  
Vince Mugnaio  
Computer  
Pilot  
Transit  
Chemists

Junkies

Mobsters

Policemen

Mercenaries

Killer Suits

Booze Hounds

**Voiceover Production**  
**Directed by**  
**Production by**  
**Engineered by**  
**Executive Producer**  
**Production Assistant**

Dominic Hawksley  
Julia Murney  
Peter Appel  
Randolph Jones  
Julia Murney  
Dominic Hawksley  
Peter Appel  
Joe Maruzzo  
Bruce Kronenberg  
Jane Gennaro  
Joe Dallo  
Joe Maruzzo  
Joe Dallo  
Bruce Kronenberg  
Dominic Hawksley  
Jeff Gurner  
Joe Maruzzo  
Bruce Kronenberg  
Joe Ragno  
Tye Reign  
Navid Khonsari  
Adam Gruper  
Bruce Kronenberg  
Dominic Hawksley  
Adam Gruper  
Jeff Gurner  
Chris Phillips  
Renaud Sebbane  
Jeff Gurner  
Chris Phillips  
Renaud Sebbane  
Navid Khonsari

Navid Khonsari  
Renaud Sebbane  
Brandon Rose  
Jamie King  
Stefan Pearson



"Address Unknown" and "The Void" voice acting by Marko Saaresto..

Captain Baseballbat-Boy comic strip art by Marko Saaresto.

Additional Graphic Novel Photography by Jonne Reijonen.  
Text Editing by Navid Khonsari, William Haskins and  
Aki Saariaho.

Graphic Novel Models (in order of appearance)

Sam Lake, Jani Niipola, Tuuli Reijonen, Aki Saariaho,  
Teemu Järvi , Mr.Willie T., Candy Dawn (as herself),  
Marko Saaresto, Jonne Reijonen, Mika Veikkolainen,  
Rami Lehtim äki, Carol Kiriakos, Jonne Savolainen,  
Kiia Kallio, Jussi Rissanen, Tuula Järvi,  
Aki Järvilehto, Markku Järvi and Markus Stein.

**Also Modeled**

Jenny Jännäri, Marko Helin and Saku Helin.

**Additional Models**

Michel Schivute, Aki Määttä, Mika Tammenkoski, Ilkka Koho,  
Ulrik Henriksen, Artturi Tarjanne, Jaakko Lehtinen,  
Scott Miller, Paul Bonnette, Richard Huddy,  
Tero Kostermä, Henri Blåfield, Matti Sihto,  
Maria Lemmetyinen, Lemmy Kook Jensen, Ossi Turpeinen,  
Jussi Räsänen, Anuj Desai, Alajos Hajba, Rick Raymo,  
Frank "Omppu" Salonius, Thor-Gustaf Wiksten,  
Tommi Westerberg, Pekka Tapaninen, Kai-Eerik Komppa,  
Jussi Laakkonen, Mika Tuomi, Kaj Tuomi, Arman Alizad ,  
Tim Pressley, Skoll, Janne "Psychojet" Sormunen,  
Bende Waal, Michael Goddard, Erik Pojar, Harri Leskinen,  
Micko "Pixel" Iho and PetriJär vilehto.



**THANKS:**

Remedy would like to thank, acknowledge and credit the following for their help and support through out the development of Max Payne:

Above all a huge thank-you to Scott Miller and George Broussard for producing Max Payne, guiding and helping us in so many ways. Without them this would not have been possible.

Thanks to everyone at 3D Realms; Ludwig Neuberger, Tom Rinaldi, Edwin Van Puffelen, Mike Andersen, Jani Penttinen and Tim Sweeney; All at Hybrid, Housemarque, PRO-AV and Plenware; Matti Sihto, Satu Toi vonen, Kari Korhonen and Outi Aalto-Wahlstedt at Tekes; The guys and gals at MadOnion.com, especially Aki "AJ" Järvilehto, Leena Kuusiniemi, Pertti Kainulainen, Sanna Yliruka, Tanja Meski, Patric Ojala, the 3D Mark team, Ilkka Koho, Jani Joki, Tuukka Taipalvesi and many others who have helped us along the road; Michael Goddard, Brad Craig, Mats Petersson and Elias Slater at AMD; Rex Sikora and Jeff Royle at ATI; Mika Tuomi and Juha Taipale at Bitboys; Andrea D'Orta and Daniel Peacock at Creative; Mark Butler and John Howson at Imagination Technologies; Haim Barad, Francois Piednoel, Yohai Merzel and Ronen Zohar at Intel; Chas Boyd, Brian Marshall and Mark Kenworthy at Microsoft; Mark Daly, Ben de Waal and Richard Huddy at Nvidia; Raja Koduri at VI A/S3; Joe Kreiner at ST Microelectronics; Martin Haufschild and Ewa Kirjavainen at ELSA (thank you for ELSA GLADIAC 920's); Donna St. Dennis, Juan Guardado, Allan Thiffault, Dan Wood, John Smith and Jason Della Rocca at Matrox; Matthew Burton, Lori Mezoff, and Andrea Schneider at TSI; Mike and Kevin for security and guidance in NYC; For inspiration in furniture design Le Corbusier and Alvar Aalto; Anne Isomursu, Matti Pyykkö and Tuomas Jääskeläinen for source material from "Helsinki Graffi-ti"; Todd Hollenshead and ID Software Inc. for permission to use and modify their end user license agreement; Alan Murta for use of his GPC library; nJonathan Richard Shewchuk, at University of California at Berkeley for use of his Two-Dimensional Quality Mesh Generator and Delaunay Triangulatorã, Triangle, in Max-Ed.

In memory of Doug Myres.



**ROCKSTAR CANADA**

Project Leader  
Lead Programming  
Programming

Kevin Hoare  
Leigh McRae  
Andrew Brownbill  
Kevin Hoare  
Jim MacArthur  
Stephen Orr  
Rajiv Patel  
Paul Glinker

Additional Programming

Kim Salo

Art Direction  
Animation

Olli Tervo

Ray Larabie

Brian Shelton

Lui Francisco

Adam Holbrough

Benjamin Chue

Art

Pete Armstrong

Stuart McGinness

Brian Shelton

Michael Marquis

Remi Turcotte

Music

Steve Donohoe

Russell Simpson

Lead Level Editor

Sergei Kuprejanov

Level Editors

Zandro Chan

Peter Marshall

Brad Heitmeyer

Sami Vanhatalo

Lead Q/A

Jay Penney

Q/A

Arthur Chiang

Stephan Cronier

Simpton Lay

Shane Anderson



CASE FILE MP2700FM

PAGE 30



CASE FILE MP2700FM

PAGE 31



# YOU'VE GOT NOTHING TO LOSE AND EVERYTHING TO GAIN WITH THE **MAX PAYNE™** OFFICIAL STRATEGY GUIDE



FROM **BRADYGAMES®**  
TAKE YOUR GAME FURTHER™

**DISCOVER** the best ways to seek revenge with detailed strategies for main chapters and multiple levels.

**NAVIGATE** through the seedy New York underground, with a comprehensive walkthrough including in-depth coverage of weapons and enemies.

**UNCOVER** mysteries with secrets and cheats revealed for various scenarios in the game.

**MAXIMIZE** the benefits of "bullet time" with the tips and hints provided.



To purchase the **BradyGames Max Payne Official Strategy Guide**, visit your local electronics, book, or software retailer. Also available online at [bradygames.com](http://bradygames.com)



**BRADYGAMES®**  
TAKE YOUR GAME FURTHER™

ISBN: 0-7440-0086-6

UPC: 7-52073-00086-8

PRICE: \$19.99 US / \$28.95 CAN / £



## WARRANTY

Rockstar Games, a division of Take-Two Interactive Software, Inc., warrants to the purchaser only that the disc provided with this manual and the software program coded on it will perform in accordance with the description in this manual when used with the specified equipment, for a period of 90 days from the date of purchase.

If this program is found to be defective within 90 days of purchase, it will be replaced. Simply return the disc to Rockstar Games or its authorized dealer along with a dated proof of purchase. Replacement of the disc, free of charge to the original purchaser (except for the cost of returning the disc) is the full extent of our liability.

THIS WARRANTY IS IN LIEU OF ALL OTHER WARRANTIES, WHETHER ORAL OR WRITTEN, EXPRESSED OR IMPLIED. ALL IMPLIED WARRANTIES, INCLUDING THOSE OF MERCHANTABILITY AND FITNESS FOR A PARTICULAR PURPOSE, IF APPLICABLE ARE LIMITED IN DURATION TO 90 DAYS FROM THE DATE OF PURCHASE OF THIS PRODUCT.

Rockstar Games shall not be liable for incidental and/or consequential damages for the breach of any express or implied warranty including damage to property and, to the extent permitted by the law, damages for personal injury, even if Rockstar Games has been advised of the possibility of such damages. Some states do not allow the exclusion or limitation of any incidental or consequential damages or limitations on how long an implied warranty lasts, so the above limitations or exclusions may not apply to you.

This warranty shall not be applicable to the extent that any provision of this warranty is prohibited by any federal, state, or municipal law, which cannot be pre-empted. This warranty gives you specific legal rights and you may also have other rights, which may vary from state to state.


You may not reproduce, prepare derivative works based on, distribute copies of, offer for sale, sell, transfer ownership of, rent, lease, or lend to others the Program or accompanying documentation, or any portion or component of the Program or accompanying documentation; provided, however, that you may transfer the entire Program and accompanying documentation on a permanent basis as long as you retain no copies (including archival or backup copies) of the Program, accompanying documentation, or any portion or component of the Program or accompanying documentation, and the recipient agrees to the terms of the Agreement. Further, you may not modify, reverse engineer, disassemble, decompile or translate the Program or accompanying documentation, or any portion or component of the Program or accompanying documentation, nor may you make any copies of the Program modules for use with other programs. This program is intended for private use only.

ROCKSTAR GAMES, A DIVISION OF TAKE-TWO INTERACTIVE SOFTWARE  
575 BROADWAY 3<sup>RD</sup> FLOOR  
NEW YORK, NY 10012

## ESRB RATING

This product has been rated by the Entertainment Software Ratings Board. For information about the ESRB rating, or to comment about the appropriateness of the rating, please contact the ESRB at 1-800-771-3772.





DEVELOPED BY



VERSION BY



PRODUCED BY



PUBLISHED BY



Rockstar Games 575 Broadway 3rd Floor New York, N.Y. 10012

Max Payne and the Max Payne logo are trademarks of Remedy Entertainment, Ltd. and 3D Realms Entertainment. 3D Realms Entertainment and the 3DRealms logo are trademarks of Apogee Software, Ltd. Rockstar games and the Rockstar Games logo are trademarks of Take-Two interactive Software, Inc. Remedy and the Remedy logo are trademarks of Remedy Entertainment, Ltd. In the EU © 2001 Remedy Entertainment, Ltd. and 3D Realms Entertainment.

Licensed for play on the PlayStation 2 computer entertainment systems with the NTSC U/C designation only. "PlayStation" and the "PS" Family logo are registered trademarks of Sony Computer Entertainment Inc. The ratings icon is a trademark of the Interactive Digital Software Association. Manufactured and printed in the U.S.A. THIS SOFTWARE IS COMPATIBLE WITH PLAYSTATION 2 CONSOLES WITH THE NTSC U/C DESIGNATION. U.S. AND FOREIGN PATENTS PENDING. U.S. AND FOREIGN PATENTS PENDING.