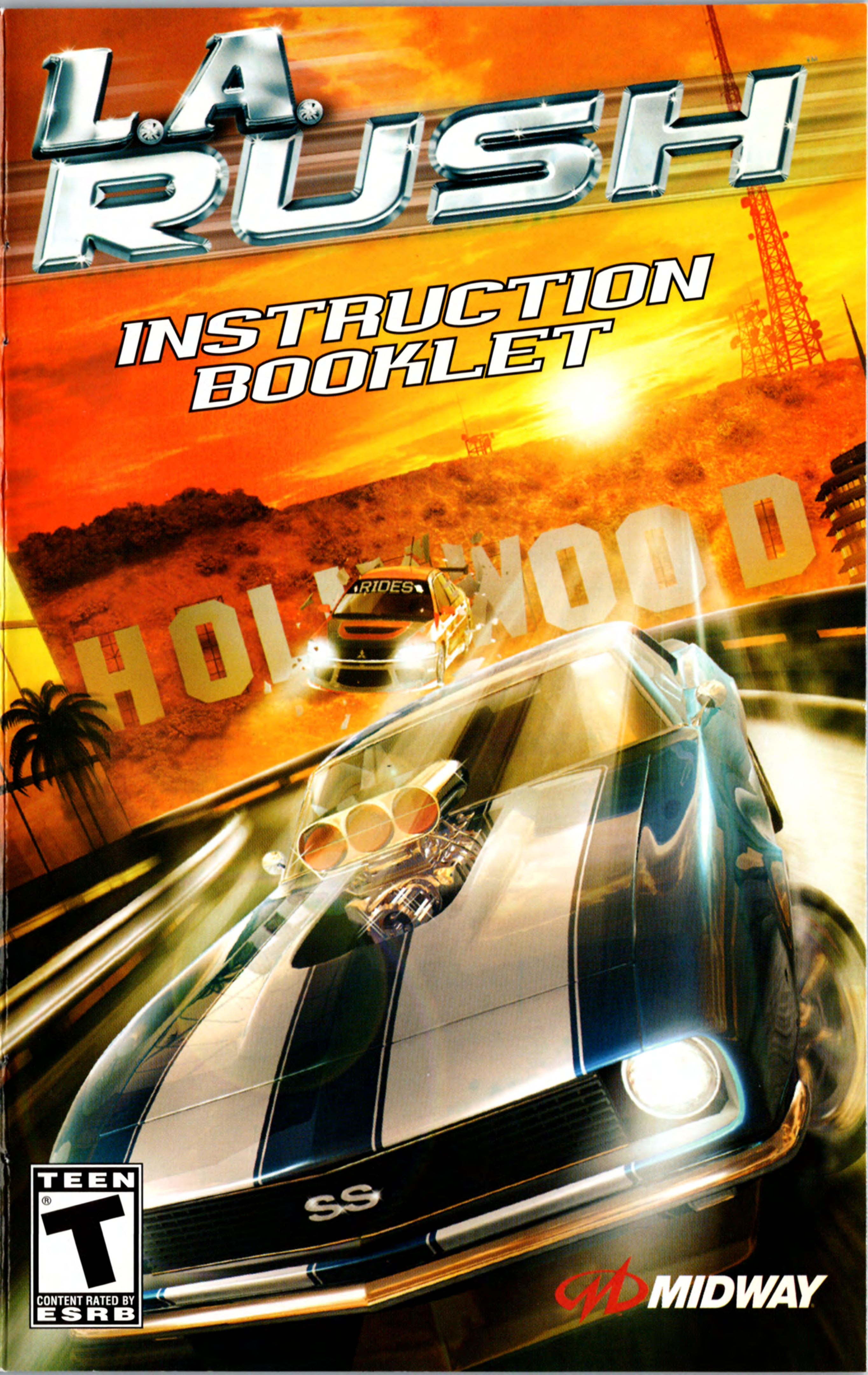


RUSH

INSTRUCTION BOOKLET



WARNING

WARNING: READ BEFORE USING YOUR PLAYSTATION®2 COMPUTER ENTERTAINMENT SYSTEM.

A very small percentage of individuals may experience epileptic seizures when exposed to certain light patterns or flashing lights. Exposure to certain patterns or backgrounds on a television screen or while playing video games, including games played on the PlayStation 2 console, may induce an epileptic seizure in these individuals. Certain conditions may induce previously undetected epileptic symptoms even in persons who have no history of prior seizures or epilepsy. If you, or anyone in your family, has an epileptic condition, consult your physician prior to playing. If you experience any of the following symptoms while playing a video game — dizziness, altered vision, eye or muscle twitches, loss of awareness, disorientation, any involuntary movement, or convulsions — **IMMEDIATELY** discontinue use and consult your physician before resuming play.

WARNING TO OWNERS OF PROJECTION TELEVISIONS:

Do not connect your PlayStation 2 console to a projection TV without first consulting the user manual for your projection TV, unless it is of the LCD type. Otherwise, it may permanently damage your TV screen.

USE OF UNAUTHORIZED PRODUCT:

The use of software or peripherals not authorized by Sony Computer Entertainment America may damage your console and/or invalidate your warranty. Only official or licensed peripherals should be used in the controller ports or memory card slots.

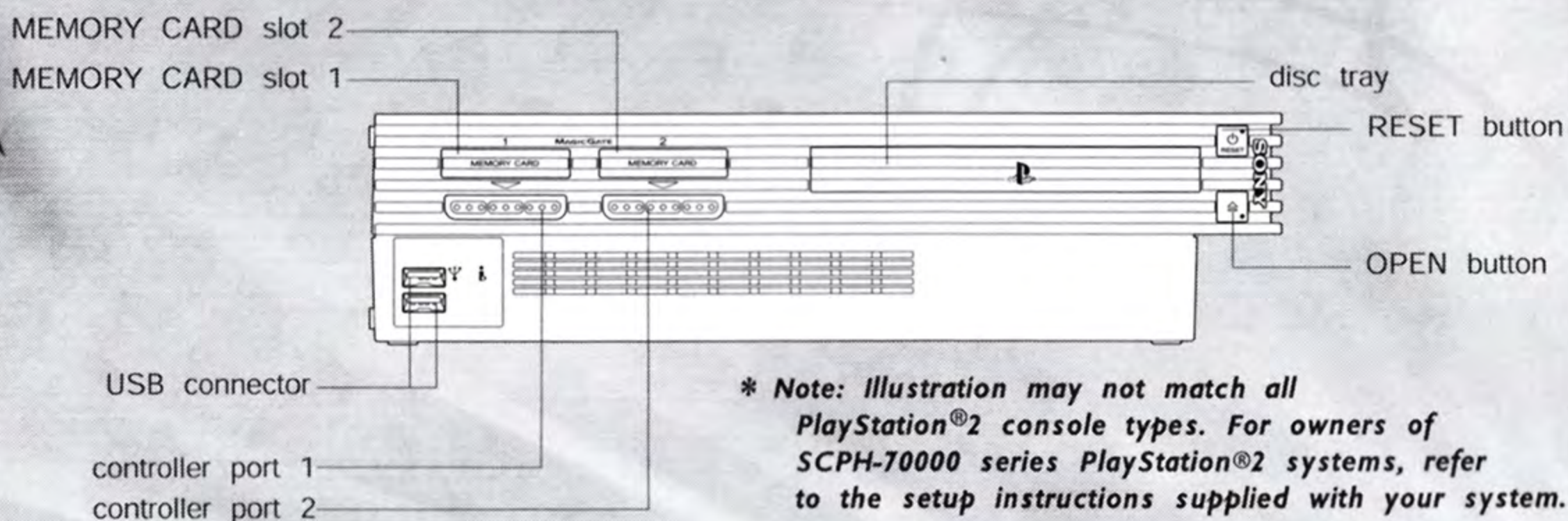
HANDLING YOUR PLAYSTATION 2 FORMAT DISC:

- This disc is intended for use only with PlayStation 2 consoles with the NTSC U/C designation.
- Do not bend it, crush it or submerge it in liquids.
- Do not leave it in direct sunlight or near a radiator or other source of heat.
- Be sure to take an occasional rest break during extended play.
- Keep this compact disc clean. Always hold the disc by the edges and keep it in its protective case when not in use. Clean the disc with a lint-free, soft, dry cloth, wiping in straight lines from center to outer edge. Never use solvents or abrasive cleaners.

CONTENTS

| | |
|------------------------|---------|
| Getting Started | 2 |
| Starting Up..... | 3 |
| The Story | 4 |
| The Players | 5 - 7 |
| Controls | 8 |
| Main Menu | 9 - 10 |
| Options..... | 11 - 12 |
| The Garage..... | 13 |
| The HUD..... | 14 |
| The GPS | 15 |
| Racing/Stunt Mode..... | 16 |
| Credits | 17 - 19 |
| LA Rush Music | 20 |
| Notes..... | 21 |
| Warranty | 29 |

GETTING STARTED







Set up your PlayStation®2 computer entertainment system according to the instructions in its Instruction Manual. Make sure the MAIN POWER switch (located on the back of the console) is turned ON. Press the RESET button.

When the power indicator lights up, press the OPEN button and the disc tray will open. Place the "LA Rush" disc on the disc tray with the label side facing up. Press the OPEN button again and the disc tray will close. Attach game controllers and other peripherals, as appropriate. Follow on-screen instructions and refer to this manual for information on using the software.

MENU/SUB-MENU NAVIGATION

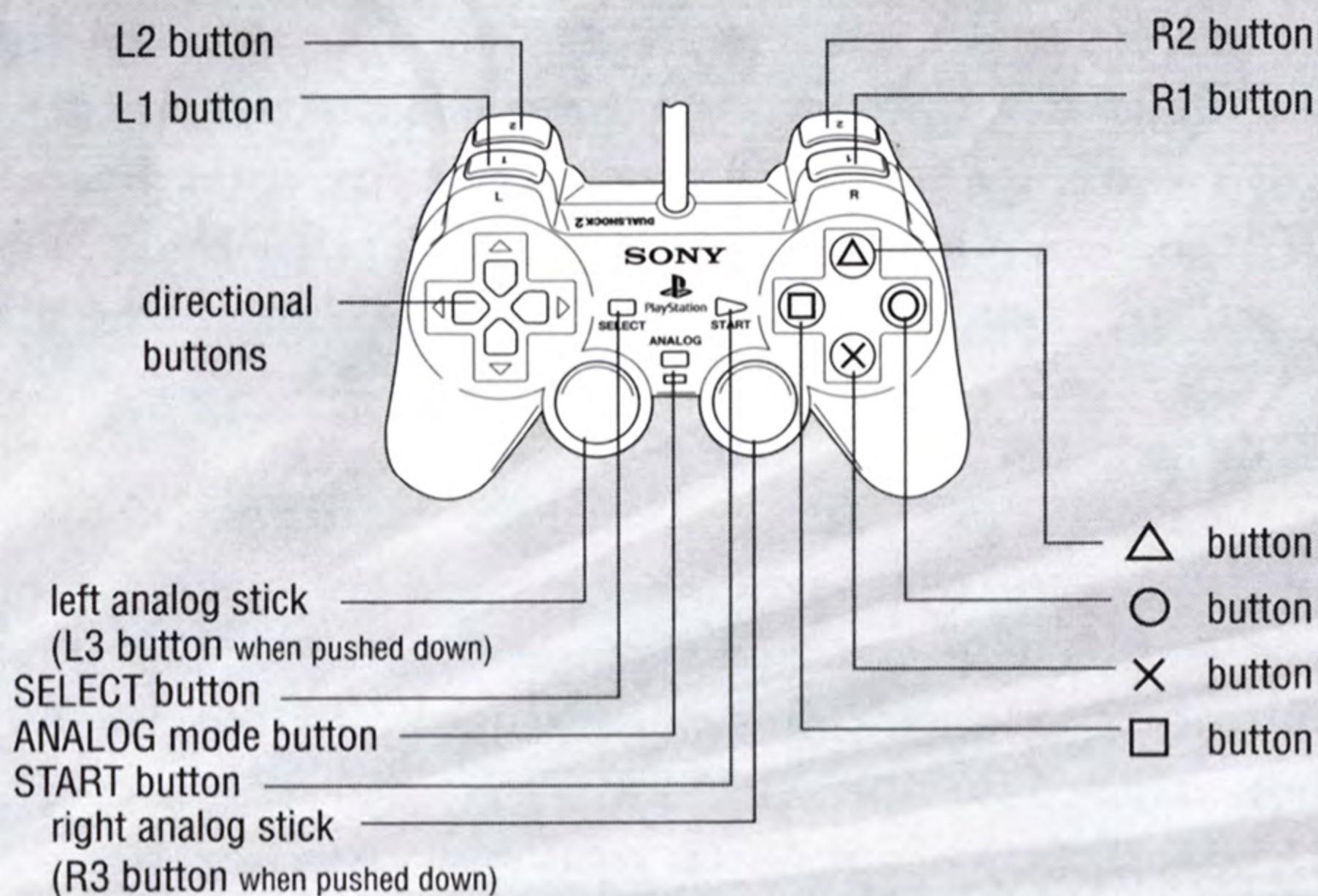
Throughout this manual, ↑, ↓, ← and → will signify pressing Up, Down, Left and Right on the directional buttons. To navigate through the game menus (i.e. Options), use the directional buttons (↑, ↓, ← or → depending on the menu) to highlight a selection.

QUITTING A GAME IN PROGRESS

During the game, press the  button to display the Pause Menu. Press the directional buttons ↓ to select **Exit Race**, then press the  button. To confirm exiting the game, highlight **Yes**, then press the  button again to abandon the race. You'll have the option to **Replay**, **Restart** or press the  button to go to **Advance** and go to the Main menu.

STARTING UP

DUALSHOCK®2 ANALOG CONTROLLER CONFIGURATIONS



LA Rush does NOT recommend or support "Analog Joystick" controllers that are not DUALSHOCK®2 analog controllers.

PROFILES

LA Rush uses a Profile feature that saves a personal profile to your memory card (8MB) (for PlayStation®2). When you start the game for the first time, the game will offer the option to **Load Profile** or create a **New Profile**.

If you don't already have a previous profile, select **New Profile**. You can save up to eight profiles. Select **Profile 1** (or up to 8). Use the directional buttons to highlight each letter, then press the **×** button each time to type out your profile name. Select **Yes** to save your profile to your memory card.

Once created, you can load the profile next time you play the game. Game progress and options will then be saved to the new profile.

THE STORY

From his humble beginnings as a parts runner for local garages in southern California, to his present day status as the dominant figure on the west coast street racing scene, Trixz Lane has always been most comfortable behind the wheel. His fearless exploits and unique driving style have made his name known from coast to coast. And his reputation has grown to legendary status.

Now, that reputation is all he has, as each of his 35 prized vehicles have been stolen by a rival and hidden throughout Los Angeles just days before the biggest money street racing event to ever hit the west coast blacktop. If Trixz hopes to maintain his legendary status and to compete in the high-stakes event, he must locate, retrieve, and secure his stolen vehicles.

And so the rush is on and the races begin amidst a glittering Los Angeles backdrop, as highly skilled drivers from far and wide go head-to-head for control of the most elusive stakes imaginable – ownership of the streets of L.A.



THE PLAYERS

TRIKZ LANE

As a kid, growing up in California's central valley, Triksz Lane had a hard time following the rules. Intelligent and easily bored, Triksz would from time to time simply take off from the various foster homes into which he'd been placed since the age of four. The only problem was, whenever he took off, he did so in a "borrowed" car and a high-speed chase with the police would usually ensue. Triksz' penchant for fast driving and his love of cars eventually lead him to take a job in a local garage. It was there he became plugged in to the local street racing scene, a scene he would come to dominate with a fearless driving style unlike any previously seen. By his 21st birthday he was known up and down the entire west coast, his status had grown to legendary proportions, and Triksz Lane had become underground racing's first true superstar.

TY MALIX

Ty Malix has been taking his cars to West Coast Customs for years. It was there he met Triksz, who at that time was working for Ryan's West Coast crew as a tuning expert. Although they were roughly the same age, Ty had more life experience and he took Triksz on as a protégé, challenging him to push himself and expand his horizons. Ty, a street-racing enthusiast, bankrolled Triksz in the early days of his racing career and they have been partners ever since.

LIDELL REY

Lidell Rey is the charismatic owner of various successful ventures throughout Los Angeles. As he puts it, he is a "perpetual motion, money-making, nation-breaking machine." He is also highly competitive and deeply desirous of anything he does not possess. One thing he wishes to possess, yet has never attained, is street status; something he will attempt to achieve by destroying Triksz in an underhanded plan to claim the streets of L.A.'s underground racing scene as his own.

THE PLAYERS

WEST COAST CUSTOMS CREW

Ryan, Big Dane, Mad Mike, Q, Ish & Alex:

Assisting Trikz in his endeavor to reclaim his wealth and prestige will be the crew at West Coast Customs. From its humble beginnings in the early 1990s, to the position of worldwide renown that it holds today, West Coast Customs has always been known for the highest quality work in automobile customization. Key to the company's success is its employees, each of whom brings to the shop floor an unmatched skill set in a particular area of expertise.

With Mad Mike working the electronics, Ish on the interiors, Alex on the rims and tires, Big Dane on accessories, and Q managing it all, West Coast Customs is the only shop to which Trikz takes his rides. Ryan, the owner of West Coast Customs, has known Trikz since Trikz' days working for him as a tuning expert. Through the years everyone at West Coast has come to think of Trikz as one of the family, and they will do everything in their power to see that he is well-equipped to reclaim what is rightly his.

CLAY REILLY

Clay grew up as an only child in Santa Monica. Both of his parents work in the entertainment industry - his mother a casting agent, his father a creative exec at a major studio. Clay dropped out of Santa Monica's Rubicon high school to pursue a career in modeling which his parents were only too happy to foot the bill for as it would take him to New York and get him three thousand miles away from them. Due to the fact that his left leg is 4 inches shorter than his right, Clay walks with a perceptible limp and was unable to get runway work in New York. He did, however, receive a smattering of print ads for a local department store in New Jersey.



THE PLAYERS

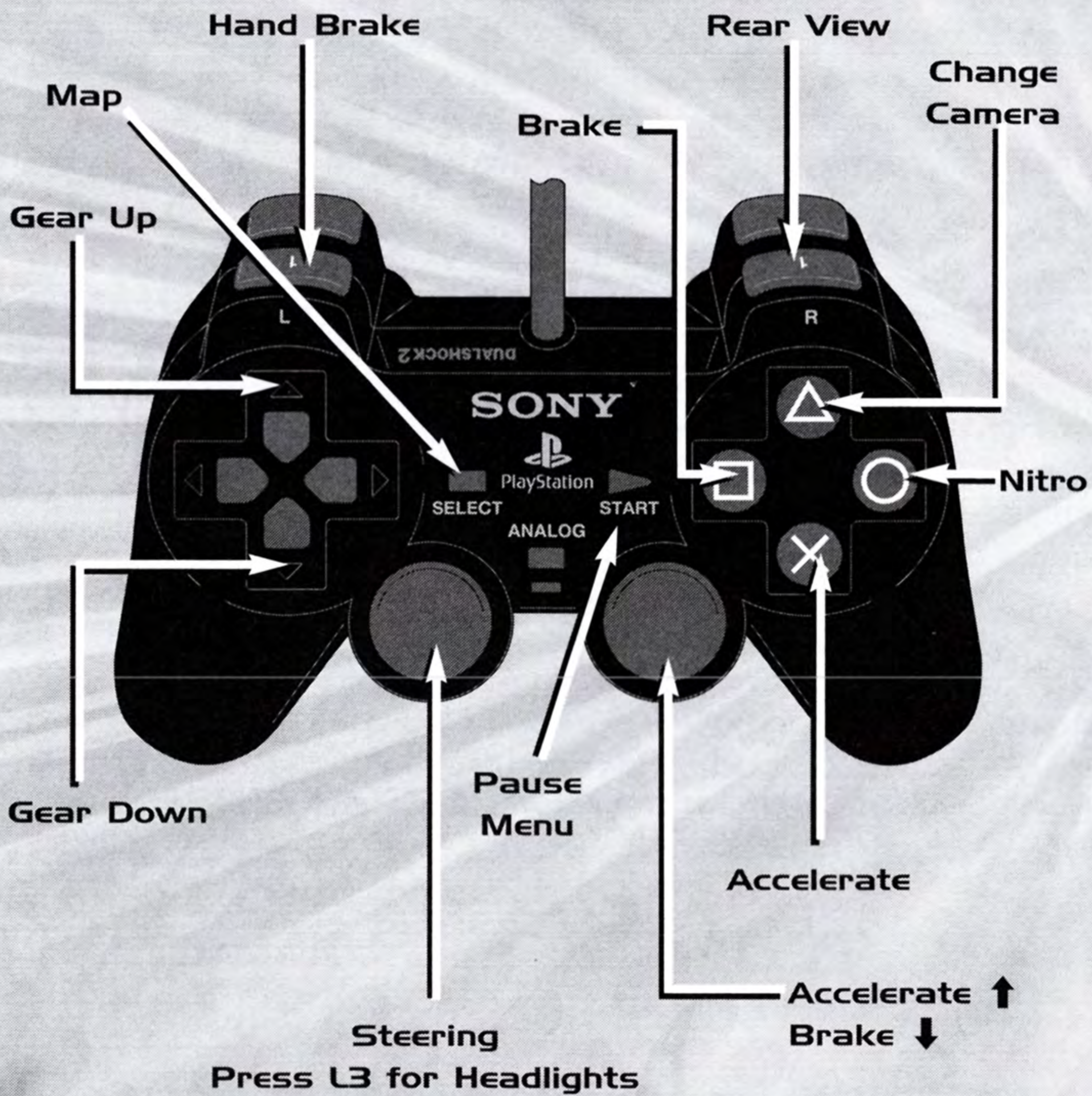
TWISTA

Twista is an entrepreneur from Chicago who possesses off the charts intelligence. He is master of all he undertakes, from athletics to finance and his skill as a driver is legendary. Driving at 120 m.p.h. relaxes him, because it is the only time that his physical movement comes close to matching the lightning quick speed at which his thoughts progress. "The faster I drive, the more clear things become. It's like a form of meditation," he says. "It's what I do to unwind." Lidell Rey will enlist the services of Twista to assist him in defeating Trixz at the series of underground races set for the summer.

LANA DAVIS

Lana Davis was born and raised in a small town in New York where she lead a fairly sheltered life - attending ballet classes, acting in school plays, and working as a candy striper at one of the several convalescent homes spread throughout the sleepy upstate county. However, despite the comfort of her immediate surroundings, Lana yearned for more. So at 17 she quit school and joined a dance troupe that toured Europe by van. The tour lasted six months and while Lana found the experience valuable, she knew she was not cut out for a life of hostel hopping, communal showers, and eating beans from a can. Lana wanted more. At the tour's completion she moved to L.A. and got job as a choreographer at Lidell Rey's Cobra Club for Homies. She has been dating Lidell for five months.


CONTROLS




MAIN MENU

STORY

Select this option to play LA Rush in Story mode. Movies and on-screen help will walk you through the story. You can then take on Missions to acquire cars, race and build wealth.

While in Story mode, press the  button to view the Map Screen. As you progress in Story mode, icons appear on the map that indicate the missions available.



Use the left analog stick to move the crosshairs over an icon. Within the window, text describes the mission. Press the  button to select the icon. When you return to the game, an arrow will appear and the GPS system will map out a course to the mission location. Here are the mission icons you'll see on the map:

Join a street race for money.



West Coast Customs (see [Pimpin' Your Ride](#), pg. 13).



Enter the Garage to change cars.



Street race for cars. West Coast upgrade required.



Retribution



Acquire your stolen cars.



Lidell Rey Street Slam races.



When you select the Story option, you can select **Start New Game** or **Resume Current Game** if you have a game saved on a memory card (8MB) (for PlayStation®2).

Note: Because this game saves only one Story mode game in progress, you will overwrite any saved games if you choose to start a new game when you have a saved game on your memory card.

MAIN MENU



QUICK RACE

If you'd like to get right to the racing aspect of the game, this option will let you do that. Choose from these options to set up the type of Quick Race you want:

District

LA Rush offers five different districts of LA in which to race.

Type

There are five types of races in LA Rush:

Race - Speed through the city as you take on other drivers.

Cruise = Your minimum speed is locked, so you'll need to reach an objective without dropping below that speed.

Mission - One of LA Rush's many mission objectives is given, and you'll need to complete the mission to win and make the next mission available.

Roam - It's just like it sounds. Choose a car and roam freely through the streets, getting accustomed to the available cars on the Car Selection screen.

Lowrider - You can participate in High Bounce and Standing Tall events against another car.

MULTIPLAYER

This game mode lets you race a friend. You'll set up using the options listed above, and you'll then choose from available cars to hit the streets in an all-out grudge match. (See **The Garage**, pg. 13).



OPTIONS

VIDEO OPTIONS

Press the directional buttons **↑**, **↓**, **←** or **→** to adjust the screen position on your television.

AUDIO OPTIONS

Press the directional button **↑** or **↓** to highlight an option, then press the directional button **←** or **→** to adjust the volume for the game's **Effects**, **Speech** and **Music** volume.

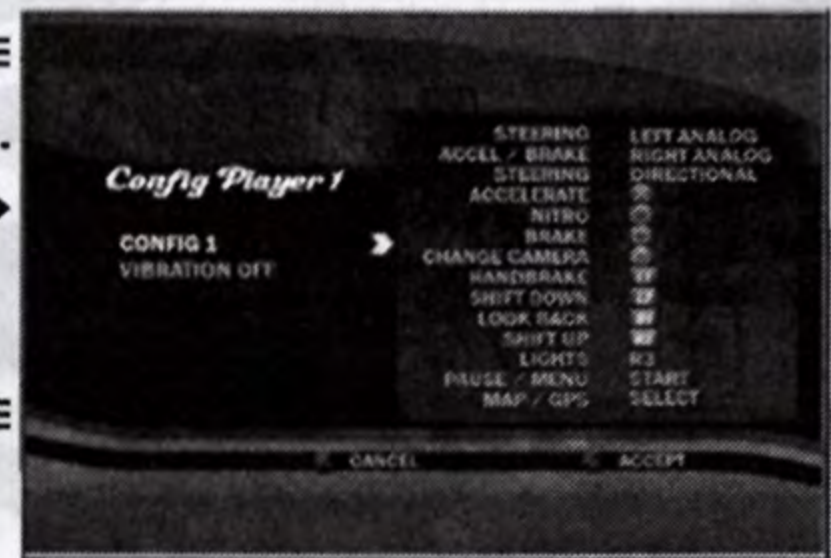
Mode

Choose **Surround**, **Stereo** or **Mono** sound, depending on the type of speaker system you're using.

CONTROLLER CONFIGURATIONS

Use this option to select one of the three preset Controller Configurations. Press the directional buttons **←** or **→** to cycle the available configurations.

When you're done choosing, press the **⊗** button to save it to your profile.



PROFILE

This option allows you to Load, Save or Create your LA Rush profile(s) (see **Profiles**, pg 3).

The **Autosave** feature can also be turned **On** or **Off** within this menu. When turned on, Autosave will automatically save your progress per profile to your memory card.

MUSIC

LA Rush includes three different types of Music to choose as your game soundtrack. Choose **Hip Hop**, **Techno** or **Rock** music.

OPTIONS

HIGH SCORES

You can view the game's accumulated High Scores. Highlight the **District**, **Type** or **Event**, then press the directional buttons ← or → to scroll through the high scores.

| High Scores | | |
|-------------------|--------------|---------|
| DISTRICT | | |
| HOLLYWOOD HILLS ▶ | 1st Mark T | 1:55:45 |
| | 2nd Jonathan | 2:55:45 |
| TYPE | | |
| RACE | 3rd Mark | 3:55:45 |
| | 4th Carl | 4:55:45 |
| EVENT | | |
| STREET RACE 1 | 5th Tony | 5:55:45 |
| | BACK | |

PROGRESS

View your progress in the game. With your profile loaded, you'll see the Total Percentage Complete, as well as broken down numbers of each aspect of the game.

GAME OPTIONS

Transmission

Preset your car's transmission to **Manual** or **Automatic**. Once set, the selected transmission type will be the default when you go to The Garage to choose a car.

Wheel Mode

LA Rush supports Logitech Wheel controllers. Select from **Logitech Driving Force** or **Driving Force Pro**. The default setting is **Off**.

Music Notifier

When enabled, a music notifier will be displayed on-screen when a new song is started. This option can be **Enabled** or **Disabled**.

Screen Split

You can choose the type of split screen for your multiplayer games. Select **Vertical** or **Horizontal**.

Map Spin


Enable or **Disable** the mini map display that appears on-screen as you race.

Camera Spring

When **Enabled**, this option will set your sight to center-screen each time you finish a turn. When Disabled, your line-of-sight will be wherever the car is facing.



THE GARAGE



The Garage displays the available cars from which you can choose. Press the directional buttons ← or → to scroll through the available cars. An on-screen display shows you the strength of each cars **Speed**, **Handling** and **Acceleration**.

Unlocked Cars

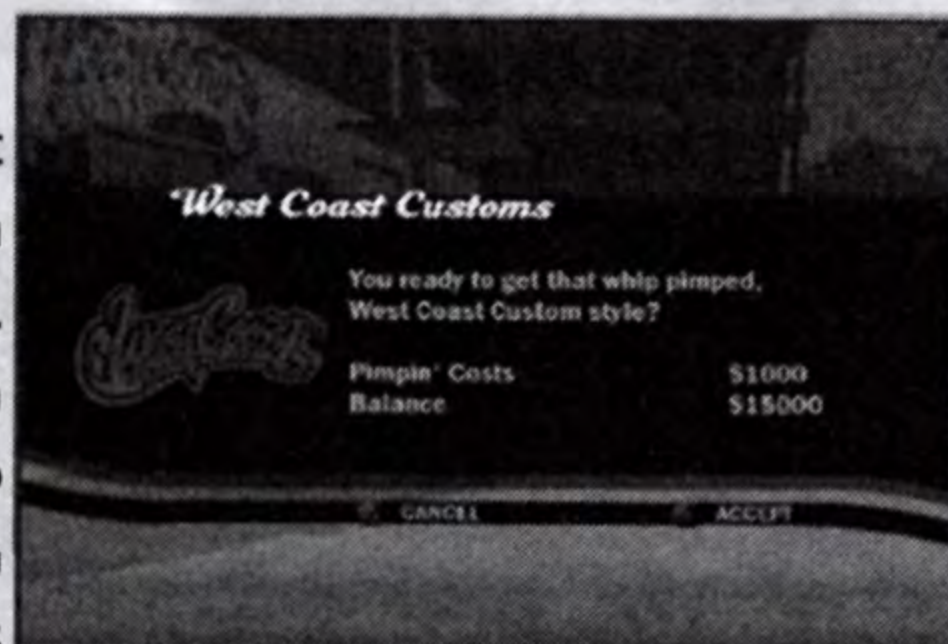
As you unlock cars, they'll be illuminated at the bottom of the screen. Cars are only unlocked as you progress in Story mode. Once unlocked, a car is available in all game modes.

Logo Indicators

As you unlock cars, some will have logos above the Unlocked Car display. A Midway Logo indicates that the car cannot be Pimped. A car with No Logo can be pimped. Once you Pimp a car, a West Coast Customs logo will appear above the Unlocked Car display.

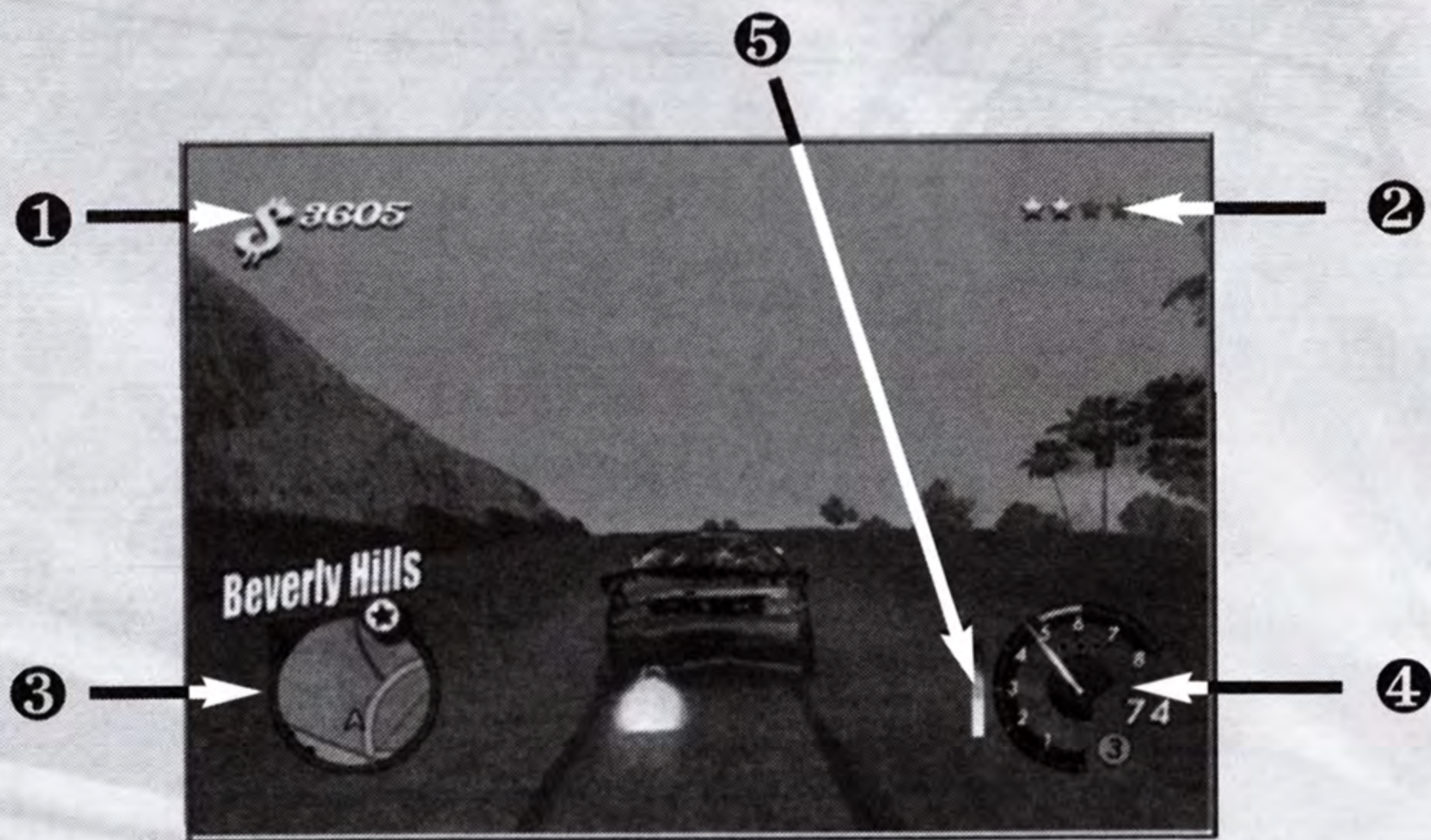
Pimpin' Your Ride

Anytime you pull into West Coast Customs, you'll be offered an opportunity to Pimp your ride. Once you select **Yes** to confirm the cost, your car will pull into West Coast Customs, and then drive out Pimped. Each car has



a predetermined set of features, so you only need to visit West Coast Customs one time per car.

THE HUD



1. Available Cash

Your accumulated cash is displayed here.

2. Fugitive Meter

These stars illuminate when the law is on your tail. The more stars that illuminate, the more wanted you are.

3. City Map

This map displays the streets you're travelling. An arrow on-screen displays your location. Icons surround the map, designating the location of the available objectives (see pg. 9).

4. Dashboard Display

Your RPMs, Speed and Gear are displayed here. While using your manual transmission, shift in the yellow or red to keep the RPMs up and accelerate faster.

5. Nitro Meter

When you use your Nitro, this meter displays the amount of nitro you have remaining.



THE GPS



GPS

LA is a big city, so you're going to need some help to get around. At the Map Screen (see pg. 9), move the **Crosshairs** over a location on the map, then press the **X** button to mark the location where you want to drive. The GPS will mark the location for you.


1. GPS Arrow

When you return to the game after marking your location, the GPS Arrow will be displayed, giving you the location and distance of the area you marked.

2. GPS Map Display

When using the GPS, the GPS Map Display will take the place of the standard Map to help guide you to the location.

Crosshairs



GPS
Marker


RACING / STUNT MODE



1. Guide Arrow

As you race, this arrow will help guide you toward race checkpoints that are visible in the skyline.

2. Nitro

In all race modes, Nitro is scattered throughout the course. Run over the icon with your car to pick it up, then choose the right moment to hit the  button and engage the nitro. Straight-aways are your best bet.

3. Checkpoints

These are very high and very visible from long distances. Chances are you'll be traveling at such a high rate of speed that you'll need to use these Checkpoints and the Guide Arrow to have a chance in the race.

Stunt Mode

Green Stunt Mode Icons are scattered throughout the city. Drive over one to enter Stunt Mode. A timer will appear in the upper right portion of the screen. You'll need to run over a series of blue icons. Each time you run over a blue icon, more time will be added to the timer. If you beat the course, you can unlock a car.



Stunt Mode Icon

CREDITS

Starring

| | |
|----------------------|--------------------|
| Trikz | Luis DaSilva Jr. |
| Twista | Twista |
| Ryan | Ryan Friedlinghaus |
| Q | Quentin Dodson |
| Big Dane | Dane Florence |
| Mad Mike | Michael Martin |
| Ish | Ismael Jimenez |
| Alex | Alex Pico |
| Ty Malix | Orlando Jones |
| Lidell Rey | Bill Bellamy |
| Lana Davis | Patrice Fisher |
| Rides Reporter | Datwon Thomas |

Developed by Pitbull Syndicate Ltd.

| | |
|------------------------------------|--|
| Project Managers | Ian Copeland and Jonathan Kay |
| Studio Technical Director | Michael Troughton |
| Art Director | Stewart Neal |
| Car Art Lead | Steve Dietz |
| Car Art | Peter Cochrane, Neil Dietz, Richard McDonald |
| Character and Animation Art | Jonathan Steele |
| Concept Art | Jonathan Steele, Pete Thompson |
| Environment Art Leads | Mark Adams, James Kett |
| Environment Art | Darren Abbott, Lee Adamson, Les Burney, Sam Chester, Mike Clegg, Jonathan Kay, Mark Kay, Kevin Knight, Stewart Neal, Kevin Preston, Gareth Pugh, David Taylor & Matt Wilkins |
| Front End and Additional Art | Steve Dietz, Jef Hardy & David Taylor |
| Production Assistant Lead | Daren Kelly |
| Production Assistants | David Blaney, Alan Cheung, James Clark, Paul Herron, Mark Thompson, Jen Wie Tse & Wayne Lucas |
| Programming Leads | Pete Brace, Ian Copeland, Mark Leadbeater & Chris McClure |
| Programmers | John Blackburne, Graeme Blenkinsopp, Gareth Briggs, Paul Fotheringham, Gavin Freyberg, Chris Gray, Chris Kirby, Ben Marsh, Steve Sharp, Robert Troughton, Mark Wilkinson & Chris Wood |
| Additional Resources | Dave Lucas, Paul Morgan & Carol Oxford |
| Additional Art & Programming | Alun Lewis, Chris Manley, Tony Pringle, Lee Thackray, & Ross Unwin |
| Pitbull Special Thanks | Gail Parkes, Asdis Sigridardottir, Kelly Kay, Paula, Pavel and Natalia, Lisa and Oscar, Violet Marsh, Catherine Densham & Matthew Leadbeater, Janine Wilkinson, Janet Freyberg, Dillan & Rowan, Fe and the Gladstone Street Menagerie, Anya Wood, Ann & John, Stacey Neal (to be), Tania, Lisa Dietz, Natalie Murfin, Becky, Rachel and James, Charmaine Kirby, Fiona Fair, Adam Humble, Dawn, James and Christopher, The Oatster, Daz T, Gianna, Colleen, D & P, Rachel Broadbent, Rachel Durance, Jim Clark, Jan Clark, David and Rachel |

CREDITS

Midway Home Entertainment

Executive

SVP Product DevelopmentMatt Booty
EVP & Chief Creative OfficerSteve Crane
SVP, Marketing & Chief Marketing OfficerSteve Allison

Product Development

ProducerTony Parkes
Associate ProducerNico Bihary
Assistant ProducerPall Palsson
Technical DirectorSean Hammond
(3rd Party) Art DirectionBill Tiller
Interface Art DirectorWilliam Fox
Chief Technical OfficerPaul Lefevre
UI ArtistsBrian Rouleau, Robbie Klapka, Michelle Lin & Chad Bailey
VP of Business DevelopmentLee Jacobson
Script WriterTony Peterson
Executive AssistantDanielle Abbott

External Production

Audio Design and EditingAlchemy AudioLab
Car ModelingGlass Egg Digital Media
CinematicsPendulum Studios
Concept Car DesignVince Galante, Christian Farcas & Ryan Braman
Cinematic DirectionFailsafe
Voice Over TalentAlexander Brandon, Darren Walker & Regan Kerwin

Marketing, PR & Sales

VP MarketingMona Hamilton
Director, Sports MarketingTim Granich
Sr. Product Marketing ManagerSerene Chan
Director of Public RelationsReilly Brennan
Media Relations Manager/sNatalie Salzman and Tim DaRosa
Director Channel MarketingGreg Mucha
Channel Marketing CoordinatorJill Kogut
Vice President, SalesBrad Wildes
Manager of Sales AnalysisMichael Hocevar

Legal

VP Secretary & General CounselDebbie Fulton
Associate General CounselCory Halpern
Senior CounselRob Gustafson
Associate General CounselMike Burke
Executive AssistantChristine Rios
External LegalKristine Lefebvre, Lord Bissell & Brook LLP

Creative Media

Christa Woss, Beth Smukowski, Larry Wotman, Rigo Cortes & Max Crawford



CREDITS

Licensing

Director of LicensingMark T. Morrison
Licensing SpecialistMarc M. Dion
Licensing CoordinatorChari Ong

Print Design & Production

Creative Services, San Diego, Ca.

Quality Assurance - Midway Home Entertainment

Director, QA & Customer ServicePaul Sterngold
QA ManagerMalcolm Scott
QA SupervisorAdam Jones
Lead QA AnalystsBrian Dumlao & Eljin Whitehead-Stinson
Assistant Lead QA AnalystJim Dunne
Technical Standard AnalystsRommel Abalos, Jared Hamiter, Jennifer Johnson,
Courtland Jones & Jason Jorgensen
Quality Assurance AnalystsKevin Bell, Kyle Bird, Saleem Crawford, Kevin Duggento,
Dwayne Flores, Mike McKee, Kevin Peverill, Eric Pietro,
Emerson Viana, Tommy Woo, Ina Yamaguchi
& Dominic Zenquis

Localization - Localsoft, S.L.

Randall Mage & Nina Lampinen

Special Thanks

David Zucker, Diana Fuentes, Michael Gottlieb, Jerry Huber, Johnny V, Steve Marrin, Denise Gyberg, Leonie Choy, Karla Wurzel, Toan Ngo, Eric Miracle, Tom Lane, Gilbert Duenas, Myong Hong, Carly Yandell, Matt Vella, Ed Tucker, Marcella Lopez, Dane Kroneck, San Diego QA, Christian Munoz, Tim Corbett, Denis Ang, Dave Rooks, Tom Chambers, Jamie Vogel, Jimmy Almeida, Nicole Garcia, Mark Teal, Mark Allen, Sha, Ben Harris and Harris Publications, Ryan Li at Extreme Dimensions, Fernando Guzman and Diko at WTW, Cary Pangrac at ProCharger, Jim Jardin at Directed Electronics, Brian Lynch at House Of Kolors, Randell Mathis at Nitrous Express, Brad Crutchleo and Joe Guilfoyle at Dayton Wire Wheels, Lawson Mollica at AEM & DC Sports, J.D. Childers and Bob Ritzman at B&M Racing and Performance, Chris Kaufman and Alyse Borla at Borla Performance Industries, Greg Smith at SMA Billet, Nate Haines at Comptech, Kevin Goyak at Vogue Tyres, Ayzenberg Group, Hammer Creative, Pod 9, Tangible Media, The West Coast Customs crew including Ryan "Shady" Friedlinghaus, Tito Arteaga, Big Mike, Little Mike, Mad Mike, Stinky Mike, Danny, 2Shae, Sean, Christine Smith, Dylan, Adolph, Larry Hummel, Lainie Stolhanske, Brianna Barcus, Robin Black, Damien Nunley, Kevin Leonard, Oriane Shevin, Esq., Katie Dann at Group Lotus Plc., Adam Berg, Dave Dillahunty, Heather Orosco and Sarah Woerner at EMI, Ramez Toubassey, Linh Nguyen, Sarah Frumkin, Ashley Wang, Camilo Silva and Jennifer Cambell at Brand Sense, Mike Rachuy, Kathy Horton and Ilene Kent at Trademark Resources Inc., Takeshi Minami at Fuji Heavy Industries, Yoshihiro Sakamoto at Mitsubishi Motors Corporation, Mark Madland, Brian Taney, College For Creative Studies in Detroit, MI, Steve Morgan and Bernadette Cummings at WSM, Kevin Weaver, Sharon Cohen and Mike Carren at LAVA Atlantic, Don Terbush and Karen Wolfe at Universal Music, Rawle Stewart, Monica Taschman and the ChicRoc Crew, Dave Pettigrew and Hillary Kahn at EMI Music Publishing, Damian Valentine, Mike Rosen at Montana Artist Management, Rob Cairns, George Macias and Adam Taylor at APM Music, Kurosh Nasser, Dee Dee, Melissa Munana, Darren Walker, Jaime Bencia, Hans Lo, Jerry Huber, Regan Kerwin, Nick Nicastro, Anna Steiner and Ericka Shawcross at Global Icons

LA RUSH MUSIC

Various Music © Associated Production Music, LLC.

"The Jump Off" Written by Tim Mosley, Kim Jones, Christopher Wallace, Terrance Kelly, Timothy Patterson and Osten Harvey Performed by Lil' Kim featuring Mr. Cheeks Courtesy of Atlantic Recording Corp. By arrangement with Warner Strategic Marketing Mr. Cheeks appears courtesy of Universal Records ©2003 My 2 Sons Music/Vanessa Music (ASCAP) admin. by The Clyde Otis Music Group, Inc., Warner-Tamerlane Publishing Corp. (BMI), Notorious K.I.M. Music (BMI), WB Music Corp.(ASCAP), Virginia Beach Music (ASCAP), EMI April Music Inc., Bee Mo Easy Music, .B. FAM Publishing, Justin Combs Publishing & Big Poppa Music All rights o/b/o itself and Notorious K.I.M. Music admin. by Warner-Tamerlane Publishing Corp. All rights o/b/o itself and Virginia Beach Music admin. by WB Music Corp. All Rights for Bee Mo Easy Music, L.B. FAM Publishing, Justin Combs Publishing and Big Poppa Music controlled and admin. by EMI April Music Inc. (ASCAP) Contains elements of "Jeeps, Lex Coups, Beamers & Benzos" (Harvey/Kelly/ Patterson) ©1996 EMI April Music Inc., Bee Mo Easy Music, L.B. FAM Publishing

"Topsy" Written by Jerrell Jones, Joe Kent and Mark Williams Performed by J-Kwon Courtesy of Arista Records, Inc. By Arrangement with Sony BMG Music Entertainment ©2004 EMI April Music Inc., Hood Hop Music, Tarpo Music Publishing and Notting Dale Songs Inc. o/b/o itself & Tarpo Music (ASCAP) All rights for Hood Hop Music and Tarpo Music Publishing (partial share) controlled and admin. by EMI April Music Inc. (ASCAP)

"Ya'll Know Who" Written by Carl Terrell Mitchell and Frederick Taylor Performed by Twista Courtesy of Atlantic Recording Corp. By arrangement with Warner Strategic Marketing © 2004 Atlantic Recording Corp. ©2004 Almo Music Corp. obo itself and Stayin' High Music (ASCAP) and BMG Songs, Inc. (ASCAP) o/b/o China White Music

"Kill Us All" Written by Carl Terrell Mitchell and Frederick Taylor Performed by Twista © 2004 Atlantic Recording Corp. Courtesy of Atlantic Recording Corp. By arrangement with Warner Strategic Marketing ©2003 Almo Music Corp. o/b/o itself and Stayin' High Music (ASCAP) and BMG Songs, Inc. (ASCAP) o/b/o China White Music

"Ain't It Man" Written by Carl Terrell Mitchell and Rodney D. Richard Performed by Twista Courtesy of Atlantic Recording Corp. By arrangement with Warner Strategic Marketing © 2004 Atlantic Recording Corp. © Almo Music Corp. o/b/o itself and Stayin High Music (ASCAP) and Rags II Richard Music

"Get Me" Contains sample of "Here I Am" Written by Carl Terrell Mitchell, Cary Gilbert and Leon Huff Performed by Twista © 2004 Atlantic Recording Corp. Courtesy of Atlantic Recording Corp. By arrangement with Warner Strategic Marketing "Here I Am" performed by The Three Degrees Courtesy of Epic Records By Arrangement with Sony BMG Music Entertainment ©2003 Almo Music Corp. obo itself and Stayin' High Music (ASCAP) and Warner-Tamerlane Publishing Corp. (BMI)

"50 60 75" Performed by Young L.O.R.D. Written by Adam Cherrington and Preston Cotton Produced by Adam "Wyshmaster" Cherrington

"Pop Dat Clutch" Written by Damian Valentine featuring Permashine, Tory Tee © © 2004 Ghetto Metal Music (ASCAP) Courtesy of Damian Valentine Music

"City Of Angels" Written by Damian Valentine featuring Billy Staff © © 2002 Ghetto Metal Music (ASCAP) Courtesy of Damian Valentine Music

"Gonna Go" Written by Damian Valentine featuring PERMASHINE, TORY TEE, ADI, SHON © © 2004 Ghetto Metal Music (ASCAP) Courtesy of Damian Valentine Music

"We Ridin" Written by Damian Valentine featuring Permashine, Tory Tee, Nikki Aguirre, Afton © © 2004 Ghetto Metal Music (ASCAP) Courtesy of Damian Valentine Music

"All My Life" Written by Damian Valentine featuring Permashine and Adi Mack © © 2004 Ghetto Metal Music (ASCAP) Courtesy of Damian Valentine Music

"Violate" Written by Damian Valentine © © 2003 Ghetto Metal Music(ASCAP) Courtesy of Damian Valentine Music

"Dooley Wop" Written by Montez Harris, Brandon Peters, Patrick Brown and Antwan Patton Performed by Sleepy Brown featuring Big Boi © 2004 Geffen Records Courtesy of Arista Records, Inc. By arrangement with Sony BMG Music Entertainment ©2004 Organized Noize Music (BMI), Cheeze Pleeze (ASCAP), Chrysalis Music/Gnat Booty Music (ASCAP)

"Speedway" (A. Crump, E. King, W. Hines) Written and performed by Desert Mobb Produced by Knox Prime for Beat-TECH Productions

"Pro-Test" Performed by Skinny Puppy Written by Kevin Crompton, Kevin Ogilvie, Eric Anest, Patrick Sproule, Omar Torres, Mark Walk Published by Brap Songs/SOCAN Courtesy of SPV Records/Hell-O-dEathday 2004

"Back to the Planet" Written by C. Saverio Produced and engineered by DJ Rap Published by Propa Talent Inc. Mastered by Simon Davey at The Exchange, London. Additional mastering by K.C. Maloney. © © 2005 Propa Talent Inc.

"Bulletproof" Written by C. Saverio Produced and engineered by DJ Rap Published by Propa Talent Inc. Mastered by Simon Davey at The Exchange, London. Additional mastering by K.C. Maloney. © © 2005 Propa Talent Inc.

"Collision" Written by C. Saverio Produced and engineered by DJ Rap Published by Propa Talent Inc. Mastered by Simon Davey at The Exchange, London. Additional mastering by K.C. Maloney. © © 2005 Propa Talent Inc.

"Insomniac" Written by C. Saverio Produced and engineered by DJ Rap Published by Propa Talent Inc. Mastered by Simon Davey at The Exchange, London. Additional mastering by K.C. Maloney. © © 2005 Propa Talent Inc.

"Funny Little Feeling" Written by Marty Larson-Xu Performed by Rock N' Roll Soldiers Courtesy of Atlantic Recording Corp. By arrangement with Warner Strategic Marketing © 2004 Atlantic Recording Corp. © Songs of Windswept Pacific o/b/o itself and Xu-Crew Music (BMI)



NOTES



DRIVEN BY STYLE



Truck and SUV

Domestic

European

Import

WE CARRY THE NEWEST STYLES WITH OVER 6,000 APPLICATIONS.

BODY KITS



FENDERS



HOODS



WINGS



CONVERSIONS



CARBON FIBER



VERTICAL DOORS



ACCESSORIES



One of the largest manufacturer and distributor of aftermarket aerodynamics and accessories.

www.extremedimensions.com

Toll Free: (888) 611-AERO


CA & International: (714) 278-8000

FAX: (714) 278-0220 We ship internationally.

RIDES

THE ILLEST CAR MAGAZINE EVER!

STREET SPEED SOUND STYLE



Check us at www.rides-mag.com

SET THE
STREETS
ON FIRE WITH

Giovanina

Gianelle

GFG
FORGED MODULAR WHEELS

Giovanina

WTWCORP.COM

West Coast CUSTOMS BY ORION™



for the best in audio and video
Roll with the Big Dogs!

WWW.WCCORION.COM

West Coast Customs

ESTABLISHED 1993

UNDERGROUND



volume
one
300c

volume
one
300c

UNDERGROUND

YOU'VE SEEN THEIR HIT SHOW ON MTV,
NOW'S YOUR CHANCE TO SEE WEST COAST
CUSTOMS IN A WHOLE NEW LIGHT.

West Coast
CUSTOMS

THIS IS A CHANCE TO GET UP CLOSE AND PERSONAL WITH A BEHIND-THE-SCENES LOOK AT WEST COAST CUSTOMS AND WHAT MAKES THEM THE WORLDS PREMIER AUTOMOTIVE RESTYLING CENTER THEY ARE TODAY. FOLLOW SHADY AND THE SHOP AS THEY UNDERTAKE CONSTRUCTION ON THE WORLDS MOST UNIQUE, EXOTIC VEHICLES. WITNESS ALL THE STRESS AND CHAOS AS THE PRESSURE BUILDS TO COMPLETE THESE CARS IN LESS THAN 3 WEEKS...JUST IN TIME FOR THE SEMA SHOW IN LAS VEGAS.



FOR MORE INFORMATION ON OTHER EXCITING WEST COAST CUSTOMS PRODUCT AND MERCHANDISE VISIT OUR ONLINE STORE AT WWW.WESTCOASTCUSTOMS.COM

Artwork and Design © West Coast Customs All Rights Reserved

DVD


BOOK + CAMERA + MATH + HD

West Coast
CUSTOMS

MIDWAY

Ed, Edd n Eddy™

THE MIS-EDVENTURES



**CARTOON
NETWORK**
INTERACTIVE



PlayStation®2

EVERYONE

E

CONTENT RATED BY
ESRB

Mild Cartoon Violence

CARTOON NETWORK, the logo, ED, EDD N EDDY and all related characters and elements are trademarks of and © Cartoon Network.

(s05)

Ed, Edd n Eddy™: The Mis-Edventures Software ©2005 Midway Home Entertainment Inc. Midway and the Midway logo are trademarks or registered trademarks of Midway Amusement Games, LLC. All rights reserved. Distributed under license by Midway Home Entertainment Inc. "PlayStation" and the "PS" Family logo are registered trademarks of Sony Computer Entertainment Inc.

WARRANTY

MIDWAY HOME ENTERTAINMENT INC. warrants to the original purchaser of this Midway Home Entertainment Inc. software product that the medium on which this computer program is recorded is free from defects in materials and workmanship for a period of ninety (90) days from the date of purchase. This Midway Home Entertainment Inc. software program is sold "as is," without express or implied warranty damages of any kind, and Midway Home Entertainment Inc. is not liable for any losses or damages of any kind resulting from the use of this program. Midway Home Entertainment Inc. agrees for a period of ninety (90) days to either repair or replace, at its option, free of charge, any Midway Home Entertainment Inc. software product, postage paid, with proof of purchase, at its Factory Service Center.

This warranty is not applicable to normal wear and tear. This warranty shall not be applicable and shall be void if the defect in the Midway Home Entertainment Inc. software product has arisen through abuse, unreasonable use, mistreatment or neglect. THIS WARRANTY IS IN LIEU OF ALL OTHER WARRANTIES AND NO OTHER REPRESENTATIONS OR CLAIMS OF ANY NATURE SHALL BE BINDING ON OR OBLIGATE Midway Home Entertainment Inc. ANY IMPLIED WARRANTIES APPLICABLE TO THIS SOFTWARE PRODUCT, INCLUDING WARRANTIES OF MERCHANTABILITY AND FITNESS FOR A PARTICULAR PURPOSE, ARE LIMITED TO THE NINETY (90) DAY PERIOD DESCRIBED ABOVE. IN NO EVENT WILL MIDWAY HOME ENTERTAINMENT INC. BE LIABLE FOR ANY SPECIAL, INCIDENTAL, OR CONSEQUENTIAL DAMAGES RESULTING FROM POSSESSION, USE OR MALFUNCTION OF THIS Midway Home Entertainment Inc. SOFTWARE PRODUCT.

Some states do not allow limitations as to how long an implied warranty lasts and/or exclusions or limitations of incidental or consequential damages so the above limitations and/or exclusions of liability may not apply to you. This warranty gives you specific rights, and you may also have other rights which vary from state to state.

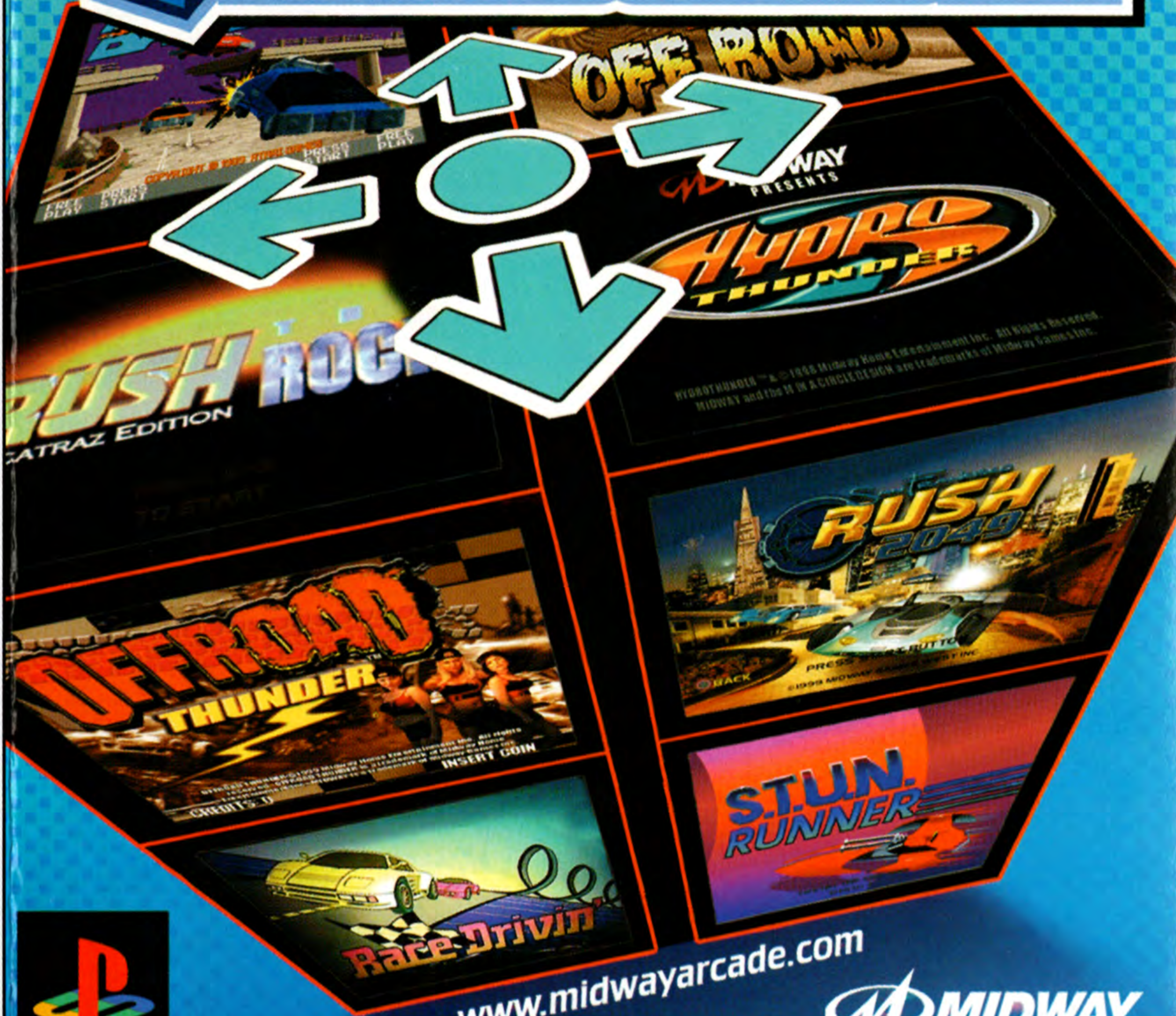
Midway Home Entertainment Inc.
Attn: Tech/Customer Support
6755 Mira Mesa Blvd., Suite 123-
155
San Diego, Ca 92121

Toll Free: 1-866-588-GAME
9am - 6pm / Pacific Time
Direct: 858-450-8190
Fax: 858-658-9027
Technical & Customer Support at
<http://support.midway.com>

SMA and the SMA road logo", "SMA", "the SMA road logo", "SMA and the SMA tread logo", "The World's Most Serious Accessories", "The World's Most Serious 4x4", "Swing-Away" and "SMA Outfitter" are registered trademarks of SMA-Patents, LLC and are used under license. "Make It Yours" and "All That Is Necessary" are trademarks of SMA-Patents, LLC and are used under license. The following are registered trademarks or trademarks of Directed Electronics in the United States and/or other countries: VIPER®, PYTHON®, CLIFFORD®. Nothing contained in this game may be construed as granting, by implication or otherwise, any right, title or license to use any of these trademarks. Any reproduction, modification, republication, transmission or other unauthorized use of these trademarks are strictly prohibited. BORLA is a registered trademark of Borla Performance Industries, Inc. MOPAR® and its logos are registered trademarks of DaimlerChrysler Corp. used under license to Midway Home Entertainment Inc. Nitrous Express is a registered trademark of Nitrous Express Inc. The B&M logo is a registered trademark of B&M Racing & Performance Products LLC, Chatsworth, California. Dayton Wire Wheel is a registered trademark belonging to Dayton Wheel Concepts, Inc. Piloti Inc. designs, develops, markets and sells Motorsports athletic footwear, apparel and accessories based in Westlake Village, California. The Piloti logotype, Piloti P and Roll Control heel technology are trademarks of the company's products. AEM and DC Sports are registered trademarks of Advanced Engine Management, Inc. All Advanced Engine Management marks and logos utilized by Midway Home Entertainment Inc in this video game are used with permission. Extreme Dimensions and Carbon Creations products are trademarks of Extreme Dimensions, Inc. HOUSE OF KOLOR and the HOUSE OF KOLOR logo are registered trademarks of Valspar. Cooper Tire and the Cooper Tire logo are trademarks of Cooper Tire & Rubber Company. Gibson Performance Exhaust and "The Sound of Performance"™ are trademarks of Gibson Performance Inc. Vogue is a trademark of Vogue Tyre. Giovanna Wheels™, Gianelle Designs™. GFG Forged Modular Wheels™, G-Racing Wheels™, and DBLG™ are trademarks of WTW, Inc. All rights reserved.

Includes 8 retro-racing classics!

MIDWAY ARCADE TREASURES™ 3



www.midwayarcade.com

MIDWAY

PlayStation®2

EVERYONE



Cartoon Violence

Compilation © 2005 Midway Home Entertainment Inc. S.T.U.N. Runner © 1989 Midway Games West, Inc. Badlands © 1989 Midway Games West Inc. Race Drivn' © 1990 Midway Games West Inc. Off Road Thunder © 1999 Midway Home Entertainment Inc. Super Off Road © 1989 Midway Home Entertainment Inc. San Francisco Rush: The Rock Alcatraz Edition © 1997 Midway Games West Inc. Hydro Thunder® © 1999 Midway Home Entertainment Inc. San Francisco Rush 2049™ © 1999 Midway Games West Inc. All rights reserved. HYDRO THUNDER is a registered trademark of Midway Home Entertainment Inc. OFF ROAD THUNDER and SUPER OFF ROAD are trademarks of Midway Home Entertainment Inc. S.T.U.N. Runner, BADLANDS, RACE DRIVN', and SAN FRANCISCO RUSH are trademarks of Midway Games West Inc. MIDWAY and the Midway logos are registered trademarks of Midway Amusement Games, LLC. Used by permission. Compilation distributed under license by Midway Home Entertainment Inc. "PlayStation" and the "PS" Family logo are registered trademarks of Sony Computer Entertainment Inc.

WWW.LARUSHGAME.COM

MIDWAY HOME ENTERTAINMENT INC. • 10110 MESA RIM ROAD • SAN DIEGO, CA 92121 • MIDWAY.COM L.A. Rush © 2005 Midway Home Entertainment Inc. All Rights Reserved. L.A. RUSH is a trademark of Midway Home Entertainment Inc. MIDWAY and the Midway logos are trademarks or registered trademarks of Midway Amusement Games, LLC. Used by permission. "MTV: MUSIC TELEVISION", "MTV GAMES" and "MTV's Pimp My Ride" and all related titles and logos are trademarks of MTV Networks, a division of Viacom International Inc. All rights reserved. General Motors Trademarks used under license to Midway. HUMMER, H2, all related Emblems and the distinctive vehicle body and grille design are General Motors Trademarks used under license to Midway. DODGE is a trademark of DaimlerChrysler Corporation. Dodge Charger R/T, Dodge Magnum R/T, Dodge Ram Rumble Bee, Dodge Viper SRT-10, and Dodge SRT-4 and their trade dress are used under license by Midway Home Entertainment Inc. © DaimlerChrysler Corporation 2005. Approved and Licensed Product of Group Lotus plc. SALEEN®, SALEEN® S7™ and all related vehicle model names/designs are registered trademarks of Saleen, Inc used under license. MITSUBISHI, LANCER EVOLUTION VIII and ECLIPSE SPYDER names, emblems and body designs are trademarks and/or intellectual property rights of MITSUBISHI MOTORS CORPORATION. Official Nissan Product. Nissan, Infinity, Frontier, Titan, Z, 240SX, Sentra SE-R, Skyline GTR, FX45, NISMO, associated symbols, emblems and designs are trademarks of Nissan Motor Co., Ltd. and used under license to Midway Home Entertainment Inc. SUBARU trademarks and body designs are properties of Fuji Heavy Industries, Ltd. and used under license to Midway Home Entertainment Inc. Hollywood Sign™ and © 2005 Hollywood Chamber of Commerce. Licensed by Global Icons. All rights reserved. RIDES, XXL and KING are trademarks of Harris Publications, Inc. WEST COAST CUSTOMS™ and the West Coast Customs logo are trademarks of West Coast Customs, Inc. All rights reserved. Midway Home Entertainment Inc. and its affiliates do not monitor, endorse or accept responsibility for the content of any non-Midway website.

MIDWAY

