

# THE INCREDIBLE HULK ULTIMATE DESTRUCTION

TM



**TEEN**  
T  
CONTENT RATED BY  
ESRB

 **SIERRA**

**WARNING: READ BEFORE USING YOUR PLAYSTATION®2 COMPUTER ENTERTAINMENT SYSTEM.**

A very small percentage of individuals may experience epileptic seizures when exposed to certain light patterns or flashing lights. Exposure to certain patterns or backgrounds on a television screen or while playing video games, including games played on the PlayStation 2 console, may induce an epileptic seizure in these individuals. Certain conditions may induce previously undetected epileptic symptoms even in persons who have no history of prior seizures or epilepsy. If you, or anyone in your family, has an epileptic condition, consult your physician prior to playing. If you experience any of the following symptoms while playing a video game — dizziness, altered vision, eye or muscle twitches, loss of awareness, disorientation, any involuntary movement, or convulsions — **IMMEDIATELY** discontinue use and consult your physician before resuming play.

**WARNING TO OWNERS OF PROJECTION TELEVISIONS:**

Do not connect your PlayStation 2 console to a projection TV without first consulting the user manual for your projection TV, unless it is of the LCD type. Otherwise, it may permanently damage your TV screen.

**USE OF UNAUTHORIZED PRODUCT:**

The use of software or peripherals not authorized by Sony Computer Entertainment America may damage your console and/or invalidate your warranty. Only official or licensed peripherals should be used in the controller ports or memory card slots.

**HANDLING YOUR PLAYSTATION 2 FORMAT DISC:**

- This disc is intended for use only with PlayStation 2 consoles with the NTSC U/C designation.
- Do not bend it, crush it or submerge it in liquids.
- Do not leave it in direct sunlight or near a radiator or other source of heat.
- Be sure to take an occasional rest break during extended play.
- Keep this compact disc clean. Always hold the disc by the edges and keep it in its protective case when not in use. Clean the disc with a lint-free, soft, dry cloth, wiping in straight lines from center to outer edge. Never use solvents or abrasive cleaners.

# THE INCREDIBLE HULK™

## ULTIMATE DESTRUCTION

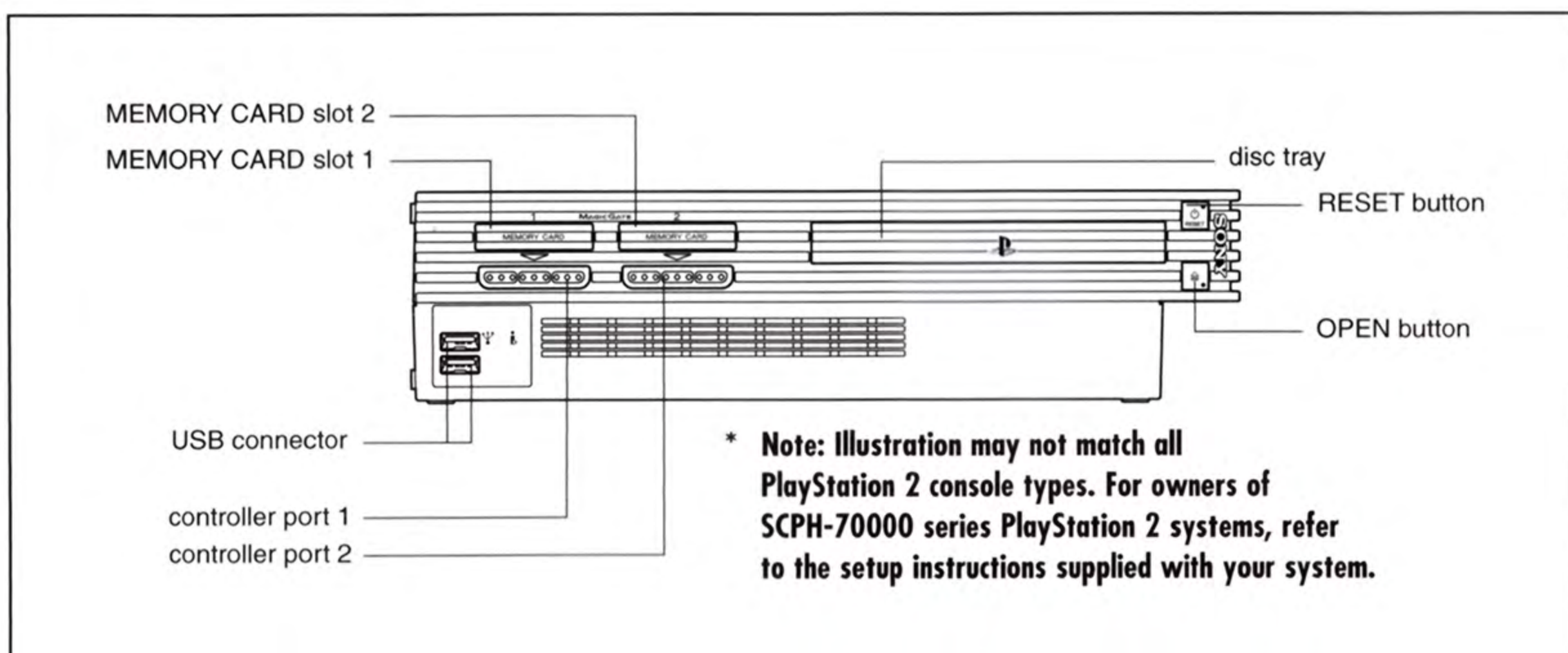
## TABLE OF CONTENTS

GETTING STARTED . . . . .	2
STARTING UP . . . . .	3
THE SEARCH FOR A CURE . . . . .	4
MAIN MENU . . . . .	5
CAST OF CHARACTERS . . . . .	6
HOW TO PLAY . . . . .	7-8
HUD . . . . .	9
CREDITS . . . . .	10-11
CUSTOMER SUPPORT . . . . .	12
LICENSE AGREEMENT . . . . .	inside back cover

“THE INCREDIBLE HULK: Ultimate Destruction” interactive game © 2005 Universal Interactive, Inc. All rights reserved. Marvel, THE INCREDIBLE HULK and All Related Comic Book Characters: TM & © 2005 Marvel Characters, Inc. All Rights Reserved. Sierra and the Sierra logo are registered trademarks or trademarks of Sierra Entertainment, Inc. in the U.S. and/or other countries. Radical Entertainment is a registered trademark of Vivendi Universal Games Canada Ltd. in Canada, the United States and/or other jurisdictions. “PlayStation” and the “PS” Family logo are registered trademarks of Sony Computer Entertainment Inc. The ratings icon is a registered trademark of the Entertainment Software Association. All other trademarks are property of their respective owners.

# GETTING STARTED

## Using the PlayStation®2 System



Set up your PlayStation®2 computer entertainment system according to the instructions in its Instruction Manual. Make sure the MAIN POWER switch (located on the back of the console) is turned ON. Press the RESET button. When the power indicator lights up, press the OPEN button and the disc tray will open. Place the THE INCREDIBLE HULK: Ultimate Destruction disc on the disc tray with the label side facing up. Press the OPEN button again and the disc tray will close. Attach game controllers and other peripherals, as appropriate. Follow on-screen instructions and refer to this manual for information on using the software.

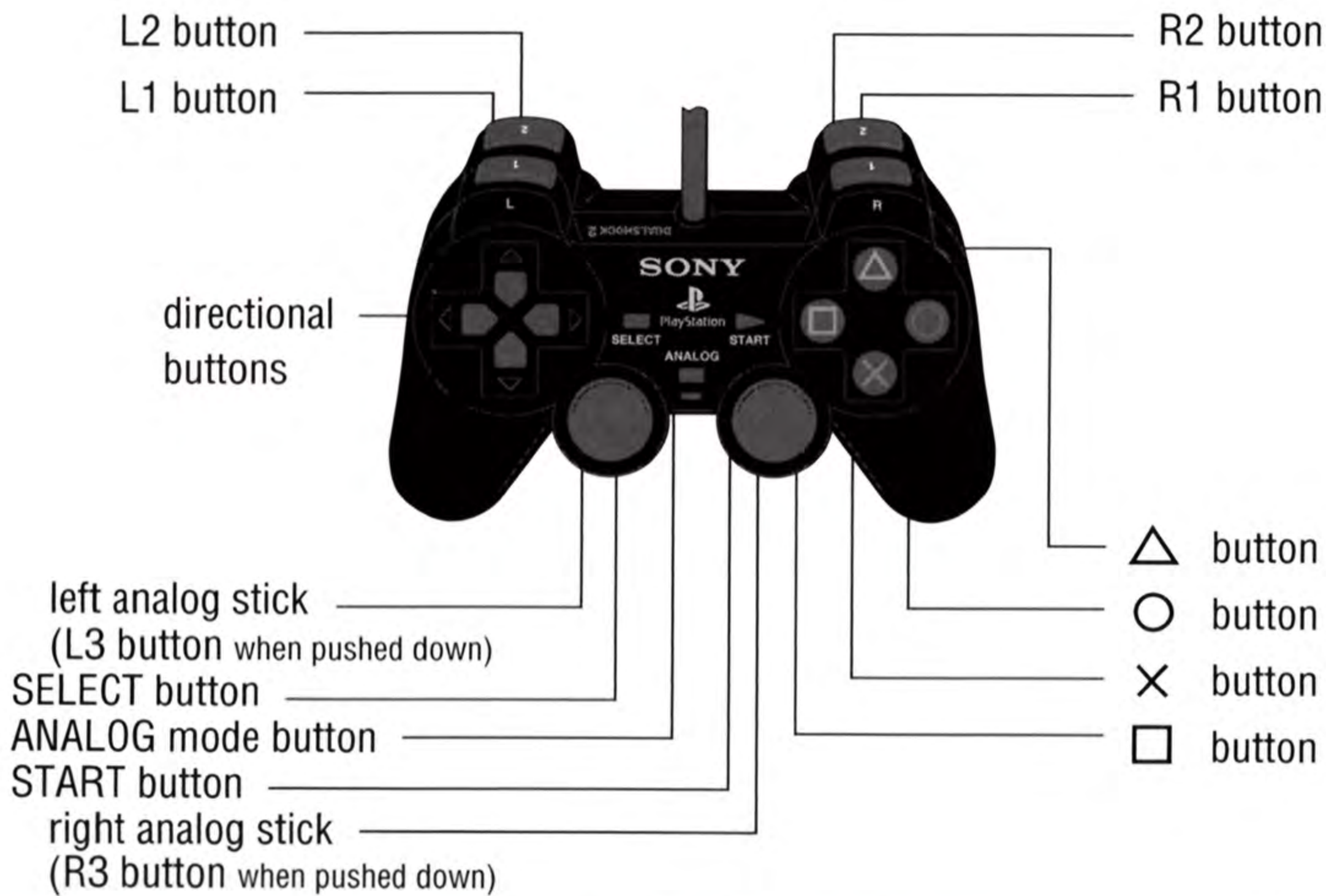
### **Memory Card (8MB)(for PlayStation®2)**

To save game settings and progress, insert a memory card (8MB)(for PlayStation®2) into MEMORY CARD slot 1 of your PlayStation®2 system. You can load saved game data from the same memory card or any memory card (8MB)(for PlayStation®2) containing previously saved games.



# STARTING UP

## DUALSHOCK®2 ANALOG CONTROLLER CONFIGURATIONS



### MOVEMENT

- L** Movement
- L** + **R1** Running
- ×** Jumping
- facing wall Climb/Grab Wall
- L** + **R1** into wall Wall Running
- L** toward wall + **×** Jump up wall
- L** away from wall + **×** Jump away from wall
- Press and Hold **×** Charge during jump and release on landing for chained jumping

### BASIC ATTACKS

- Punch
  - △** Special Attack
  - Air Strike (must be in air)
  - □** These are the basic attack combos that are available to the Hulk. You can execute these by tapping the buttons in the sequence shown. Additional moves can be unlocked through the course of gameplay.
  - △**
  - □ □**
  - △ □ □**
  - △ □ △**
  - △ △ □**
  - △ △ □**
  - △ □ □ □**
- Hint: Experiment with move combinations other than those listed here in order to discover secret moves!*

### GRAPPLES (Soldiers/Mechs)

- Grab/Throw Soldier
- △** Grapple Attack
- , □, □** Combo Punch

### GRAPPLES (Helicopters/Planes/Large Mechs)

- Punch
- ×** Jump Off

### CAMERA CONTROLS

- R** Camera override
- R3** Reset camera
- L1** + **R** Change targeted enemy

### OTHER COMMANDS

- Pick up object/Throw or drop held object
  - ▶** Pause
  - Taunt
- START      SELECT

*Hint: Most moves can be charged for extra power! Charge a move by holding down the button for a moment before releasing it.*

**🔒** Many additional moves are available in the game but must be unlocked during game play.

# **THE SEARCH FOR A CURE...**

**Bruce Banner is at the threshold of a cure for his terrible affliction.**

**After years of research in semi-isolation, Banner has created an experimental device that may repair the damage done to his psyche by childhood trauma. The machine is designed to modify his subconscious, thereby subduing the Incredible Hulk that rages within his troubled mind.**

**Time is of the essence: Banner knows he is losing control and that a second, more menacing personality seems to be rising within him. Working with his friend and mentor, psychotherapist Doctor Leonard Samson, Banner is nearing completion of his work when disaster strikes.**

**Government forces launch an attack on Banner's forest hideout and during the ensuing chaos Banner's machine is destroyed. Banner escapes in the form of the Hulk but now that his machine is destroyed he may have nowhere to go.**

**Together with his friend and therapist, Doctor Leonard Samson, Banner begins to recreate the machine with which he hopes to subdue the beast. The Hulk now becomes Banner's greatest asset, as the Green Goliath alone is capable of retrieving vital machine components before time runs out. Using hypnotic suggestion, Samson induces an artificial state of rage within Banner, thus transforming him into the Hulk on demand.**

**Banner and Samson are in a race against time as the military's escalating presence in the area threatens to interfere with their plans and the sinister voice in Banner's mind grows more insistent...**

# MAIN MENU

## STORY MODE

- **New Game** – Start the game from the beginning.
- **Load Game** – Load a previously saved game.
- **Continue Game** – Continues the most recently saved game and provides access to the **computer interface**. The computer in Banner's hideout contains all the hints you have collected in the game, your stats, and the move acquisition menu.

## OPTIONS

- **Save/Load** – Allows you to manage The Incredible Hulk: Ultimate Destruction games saved on your memory card (8MB)(for PlayStation®2).
- **Controller** – Controller Configuration and turn Vibration on/off.
- **Camera Options** – Invert axes, toggle targeting.
- **Sound Options** – Change audio levels on sound effects, music and dialog. Choose between mono, stereo and surround.
- **Progressive Scan** – This option will be available if your television and system support it.

## EXTRAS

- **Stats** – View your stats.
- **Art Gallery** – View bonus art galleries.
- **Movie Gallery** – View bonus movies.
- **Cheats** – Toggle cheats, code input.
- **Credits** – Check out the credits for the game.

## PAUSE SCREEN

- **Continue** – Return to the game in progress.
- **Map** – Provides a full-screen map of the Hulk's surroundings.
- **Mission Objectives** – Shows the objectives for the current mission.
- **Options** – Takes you to the options menu.
- **Move Gallery** – Lists your available moves.
- **Abort Mission** – Return to free roaming gameplay.
- **Restart Mission** – Start the current mission over.
- **Exit to Main Menu** – Quits current mission and returns to Main Menu.

# CAST OF CHARACTERS



## BRUCE BANNER

A prominent physicist and a genius, Bruce Banner was subjected to a lethal dose of gamma radiation. Instead of dying, Bruce Banner found that whenever he grows angry or stressed, he would transform into the Hulk. Alarmed by a dark presence that seems to be growing within his mind, Banner is working together with his friend and mentor Doc Samson to try and rid himself of the Hulk once and for all.



## THE HULK

The Hulk is the alter-ego of Bruce Banner and a manifestation of his suppressed anger. There are no limits to the destructive power of the Hulk. He is capable of leaping over buildings and scattering groups of enemies as if they were mere toys. The Hulk uses a series of specialty moves and unmatched strength to unleash a maelstrom of destruction on anything that gets in his way.



## DOC SAMSON

Samson's first contact with the Hulk was when he psychoanalyzed the captured Bruce Banner. In an experiment Samson siphoned superhuman powers from the Hulk during the Hulk's controlled exposure to gamma radiation. Samson is a capable scientist and Banner's friend and mentor. Samson is a qualified psychiatrist, accomplished scientist and one of the oldest friends of Bruce Banner.



## EMIL BLONSKY

Emil Blonsky is Special Director of "The Division" – a shadowy government agency that studies and deals with mutant threats. Blonsky hates mutants, considering them to be abominations, and relentlessly pursues both Bruce Banner and the Hulk. In his position, Blonsky uses the military as pawns against Banner while studying the Hulk's biology for his own sinister ends.



## GENERAL ROSS

The determined General Ross is in command of all official military operations involved in tracking Banner and neutralizing the Hulk. Operating from Desert Base, he has a wealth of men and the latest high-tech equipment at his disposal. Ross has had time to prepare and regroup since his last encounter with the Hulk and is obsessed with capturing him.



# HOW TO PLAY

Playing as the Hulk, you must avoid or eliminate any opposition in your quest to build the machine that will cure you. Each mission you complete will bring you one step closer to your goal. After each mission you will have the choice to go and accept the next mission right away, explore the world, or undertake **challenge missions** for extra **smash points**. You will need to deal with the military forces led by your old nemesis General Ross, as well as some new enemies who have yet to reveal themselves.

## Objectives

The Hulk must accomplish some challenging objectives in order to complete his missions. These objectives will be marked with colored icons on the mini map, and similarly colored indicators at corresponding locations in the world. These in-game indicators are:

- A red fist for things the Hulk is supposed to smash.
- A yellow hand for things the Hulk is supposed to pick up.
- A blue shield for things the Hulk is supposed to protect.
- A golden arrow to mark a place where the Hulk is supposed to put something down.
- A green house indicates the Hulk's base where he can **buy moves**.



## Hypnotic Sequences

In order to exercise some control over the Hulk, Dr. Samson is using implanted hypnotic suggestions. Pay attention to these dream-like sequences since they will provide clues on how the Hulk can accomplish his missions.

## MOVEMENT

### Running

Holding down **R1** while moving the left analog stick **L** will make the Hulk run.

### Jumping

Tapping **X** will cause the Hulk to do a small hop. Holding down **X** briefly before releasing it allows the Hulk to charge his jumps, giving them more range and speed. Holding **X** during a jump and releasing it just as the Hulk lands performs a Chained Jump, allowing the Hulk to cross large distances with great speed.

### Wall Running

The Hulk can run up and along walls by running or jumping into any vertical or near-vertical surface at speed.

### Climbing

Press **Y** by a wall to make the Hulk grab it. Use the left analog stick **L** to move along the surface. Detach using **X** or **Y**.

## COMBAT

### Attacks

Use **□** to do a basic punch. Hold down **□** briefly before releasing it to apply more force to the punch. Different attack combinations can be accomplished by pressing different combinations of the **□** and **△** buttons. Try pressing these buttons in different combinations to discover some of the Hulk's **special moves**.

### Grabbing & Throwing Objects

Use **○** to pick up many objects throughout the world. Objects like lampposts make great clubs. The Hulk can even pick up and throw large objects like cars or tanks. Throwing large objects is a quick way of dispatching enemies at range. Throw or drop objects by pressing **○**. Hold **○** before throwing to apply more power to the throw. Slam carried objects into nearby enemies with **□**.

### Grappling Enemies

Grapple enemies close to the Hulk by facing them and pressing **○**.

## Weaponization

In addition to swinging or throwing objects at his enemies, the Hulk's incredible strength allows him to turn objects in his environment into weapons or armor. Vehicles for example can be torn in half to form steel gloves, or pounded flat to make a shield with which the Hulk can deflect attacks. If an object can be weaponized, pressing **△** on your controller will do so. Weaponizations must be purchased with **smash points** earned during gameplay.

## CRITICAL MASS

When the Hulk takes damage or destroys things, he becomes enraged. As the Hulk becomes angrier, his health increases until he reaches **critical mass**. This unique anger-fueled state unlocks specialty moves and increases the Hulk's health and damage.



### Critical Mass Moves

Only when the Hulk has achieved **critical mass** is he able to employ his most powerful and destructive moves – the devastator moves. Use of these moves will deplete the Hulk's power, potentially causing him to drop out of critical mass.

### Adrenaline Surge

If the Hulk's power gets very low, he will get a burst of energy similar to **critical mass**. In this state the Hulk can also use **Critical Mass Moves**, but doing so will not deplete the Hulk's power.

## SMASH POINTS

Accomplishing objectives, destruction of personal property, and defeating enemies will all earn the Hulk **smash points**. These points can then be used to buy new moves at Banner's hideout at the Church.

### Buying Moves

When the Hulk has sufficient **smash points** to buy a move, go to Banner's hideout at the Church to find the list of the new moves you can purchase. Each chapter that you complete makes additional moves available to buy. Some moves have dependencies, and will not become available until after you have purchased the moves they are based on.

## COLLECTIBLES

### ? Hints

These will be scattered throughout the game. When the Hulk runs through one he will be prompted to pick it up. They provide you with smash points and valuable gameplay tips.

### ● Power-Ups

These small colored spheres are dropped by defeated enemies or hidden throughout the world. Collecting them gives the Hulk increased power or smash points. They come in several sizes, the larger ones providing the bigger rewards.

### ◎ Comic Books

There are sixty comic book collectibles hidden throughout the game world. Each of these has the cover art from a different issue of **THE INCREDIBLE HULK™**. Finding these comic books will unlock a variety of cool and unique rewards.

## CAMERAS

Override the chase camera with the right analog stick **R**. Pushing in the right analog stick **RS** resets the camera to directly behind the Hulk.

### Targeting

Use **L1** to target the enemy that is the greatest threat to the Hulk. The Hulk's attacks will be directed at a targeted enemy. Change targets by moving the right analog stick **R** in the direction of another target. To go back to the highest priority enemy, disengage and re-engage targeting.

*Targeting behavior can be switched between hold and toggle in the camera options menu.*

# HUD



**Power Meter** – Shows the Hulk's remaining power. If it reaches zero the Hulk has been defeated. If a second bar extends, it represents **critical mass**.

**Smash Points** – Shows the number of smash points the Hulk currently has.

**Combo Feedback** – Shows how many successful attacks the Hulk has managed in sequence. The higher the number, the greater your smash point bonus.

**Objective Indicator** – The Hulk's objectives will have indicators floating over them to tell you what you should do with them. The color and location of the indicator will correspond to that of the marker on the mini-map. (For a list of indicator types see pg. 7)

**Timer** – Indicates the time remaining in time-sensitive objectives.

**Chase Meter** – When the Hulk must stop an enemy from reaching a certain point, the distance between the enemy and his destination is shown on this meter.

**Mini Map** – Shows the area around the Hulk. Icons on this map indicate mission objectives as well as the locations of certain enemies.

**Button Hint** – Lets you know about actions you can perform immediately. Pressing the indicated button will execute the action displayed below it.

**Text Feedback** – Describes new mission objectives and informs you of what state they are in.

**Enemy Health** – Shows the health of objectives like bosses or things you are supposed to protect. The color of the bar will be red for things you should smash and blue for things you must protect. Each PIP above the main bar indicates an additional bar of health.

**Emergency Response Meter** – During free roaming gameplay, as the Hulk causes destruction the spokes of this meter will extend. When the center of the meter lights up a military strike team will be dispatched to deal with the Hulk.

**Target Reticule** – Shows what object is currently targeted and its health.

**Subtitles** – If you have enabled subtitles in the sound menu, they will be displayed in this region.

# CREDITS

## DEVELOPED BY RADICAL GAMES

### CO-PRODUCERS

Tim Bennison  
Vlad Ceraldi

### ART DIRECTOR

Martin Bae

### LEAD GAME DESIGNER

Eric Holmes

### PROJECT MANAGER

Lindz Williamson

### TECHNICAL DIRECTOR

Mark James

### TECHNICAL ART DIRECTOR

Rustle Hill

### TECHNICAL PROJECT MANAGER

Katrina Archer

### SOUND DIRECTOR

Scott Morgan

### WRITER & DESIGN CONSULTANT

Paul Jenkins

### SENIOR DESIGNERS

Al Escudero  
Des Hinkson

### SENIOR GAME SCRIPTER

Gregory MacMartin

### TECHNICAL DESIGNER

Brian Smedley

### COMBAT DESIGNER

Mike Wong

### BOSS LEVEL DESIGNER

Dave Forsey

### LEAD CHARACTER AND CINEMATIC ARTIST

Murray McCarron

### CHARACTER ARTISTS

Jaroslav Chorny  
Tyler Wilson

### ENVIRONMENT ARTISTS

Michelle Lam  
Clint Mar  
Steve Mele  
Jake Pokorny  
Robert Sculnick  
Derek Young

### TECHNICAL AND SPECIAL EFFECTS ARTIST

Colin Penty

### LEAD ANIMATOR

Gerald Sombilon

### GAME ANIMATORS

Derek Day  
Michael Lum

### CINEMATIC ANIMATOR


Harry Ahn

### CONCEPT & STORYBOARD ART

Steve Sadowski

### LEAD PROGRAMMER

Chris Cudahy



**PROGRAMMERS**

Zaven Ali  
Ryan Blazecka  
Bryan Brandt  
Kevin Coughlan  
Ben Geisler  
Wendy Hoy  
Ross Kakuschke  
Joel Kinman  
Dave Martindale  
Brandon McGuigan

**LEAD QUALITY ASSURANCE**

Jonathan Lim

**QUALITY ASSURANCE TESTERS**

Keith Blyth  
Lino Conti

**SOUND DESIGNERS**

Cory Hawthorne  
Roman Tomazin

**MUSIC COMPOSED AND ARRANGED BY**

Bill Brown

**COMPOSING AND VISUAL EFFECTS**

Josh Cole  
Geoff Richardson

**VIVENDI UNIVERSAL GAMES**

**PRODUCER**

Jeff Barnhart

**ASSOCIATE PRODUCER**

Francis Choi  
Justin Lees  
Nathan Whitman  
Daniel Badilla

**EXECUTIVE PRODUCER**

Kenneth S. Rosman

**EXECUTIVE VICE PRESIDENT OF  
WORLDWIDE STUDIOS**

Michael Pole

**VICE PRESIDENT OF PRODUCTION**

Bret Berry

**CHIEF TECHNICAL DIRECTOR**

Michael Heilemann

**TECHNICAL DIRECTOR**

Ryan Sammartino

**MARVEL ENTERPRISES, INC.**

**EXECUTIVE PRODUCER-DIRECTOR OF  
GAME DEVELOPMENT**

Ames Kirshen

**PRESIDENT WORLDWIDE  
CONSUMER PRODUCTS**

Tim Rothwell

**LEGAL AFFAIRS**

Seth Lehman  
Joshua M. Silverman  
Carl Suecoff

**SPECIAL THANKS**

Avi Arad  
Ari Arad  
Dan Buckley  
Joe Quesada  
Axel Alonso

# CUSTOMER SUPPORT

**GET INSIDE!**  
Join Now!

## Register Your Game Today

Free tips, tricks, demos, trailers, and more! Receive free technical and customer support. Be the first to know about beta tests, tournaments, game testing opportunities, and other events. Plus, stay informed on the latest VU Games news, updates, discounts & more!

*Go to <http://reg.vugames.com> Now!*

**VU Games Customer Support can be reached in the following ways:**

### Technical Support

Phone: (800) 630-0811, 6:00 AM-6:00 PM EST

Online Support: <http://support.vugames.com>

### Customer Service

Phone: (800) 757-7707, 6:00 AM-6:00 PM EST

### Mail

VU Games  
4247 South Minnewawa Avenue  
Fresno, CA 93725



# LICENSE AGREEMENT

This software program, any printed materials, any online or electronic documentation (the "Program") are the copyrighted work of VU Games, Inc., or its licensors. All use of the Program is governed by the terms of the End User License Agreement which is provided below ("License"). The Program is solely for use by end users according to the terms of the License Agreement. Any use, reproduction or redistribution of the Program not in accordance with the terms of the License Agreement is expressly prohibited.

## END USER LICENSE AGREEMENT

- 1. Limited Use License.** VU Games, Inc. ("VUG") hereby grants, and by utilizing the Program you thereby accept, a limited, nonexclusive license and right to use one (1) copy of the Program for your use on a Sony PlayStation®2 computer entertainment system.
- 2. Ownership.** All title, ownership rights and intellectual property rights in and to the Program and any and all copies thereof (including but not limited to any titles, computer code, themes, objects, characters, character names, stories, text, dialog, catch phrases, locations, concepts, artwork, animations, sounds, musical compositions, audiovisual effects, methods of operation, moral rights, any related documentation, and "applets" incorporated into the Program) are owned by VUG or its licensors. The Program is protected by the copyright laws of the United States, international copyright treaties and conventions and other laws. All rights are reserved. The Program may contain certain licensed materials, and VUG's licensors may act to protect their rights in the event of any violation of this Agreement.
- 3. Responsibilities of End User.**
  - A.** Subject to the Limited Use License as set forth above, you may not, in whole or in part, copy, photocopy, reproduce, translate, reverse engineer, derive source code from, modify, disassemble, decompile, or create derivative works based on the Program, or remove any proprietary notices or labels on the Program without the prior consent, in writing, of VUG.
  - B.** You are entitled to use the Program for your own use, but you are not entitled to: sell, grant a security interest in or transfer reproductions of the Program to other parties in any way, nor to rent, lease or license the Program to others without the prior written consent of VUG; or exploit the Program or any of its parts for any commercial purpose.
- 4. Program Transfer.** You may permanently transfer all of your rights under this License, provided the recipient agrees to the terms of this License.
- 5. Termination.** This License is effective until terminated. You may terminate the License at any time by destroying the Program. VUG may, at its discretion, terminate this License in the event that you fail to comply with the terms and conditions contained herein. In such event, you must immediately destroy the Program.
- 6. Limited Warranty.** VUG EXPRESSLY DISCLAIMS ANY WARRANTY FOR THE PROGRAM AND MANUAL(S). THE PROGRAM AND MANUAL(S) ARE PROVIDED "AS IS" WITHOUT WARRANTY OF ANY KIND, EITHER EXPRESS OR IMPLIED, INCLUDING, WITHOUT LIMITATION, THE IMPLIED WARRANTIES OF MERCHANTABILITY, FITNESS FOR A PARTICULAR PURPOSE, OR NONINFRINGEMENT. ANY WARRANTY AGAINST INFRINGEMENT THAT MAY BE PROVIDED IN SECTION 2-312(3) OF THE UNIFORM COMMERCIAL CODE AND/OR IN ANY OTHER COMPARABLE STATE STATUTE IS EXPRESSLY DISCLAIMED. The entire risk arising out of use or performance of the Program remains with You, however VUG warrants the disc(s), on which the Program is furnished, to be free from defects in materials and workmanship, under normal use, for a period of ninety (90) days from the date of delivery. VUG's sole liability in the event of a defective disc shall be to give You a replacement disc. Some states do not allow the exclusion or limitation of incidental or consequential damages, or allow limitations on how long an implied warranty lasts, so the above limitations may not apply.
- 7. Limitation of Liability.** NEITHER VUG, ITS PARENT, SUBSIDIARIES, AFFILIATES NOR LICENSORS SHALL BE LIABLE IN ANY WAY FOR LOSS OR DAMAGE OF ANY KIND RESULTING FROM THE USE OF THE PROGRAM INCLUDING, BUT NOT LIMITED TO, LOSS OF GOODWILL, WORK STOPPAGE, COMPUTER FAILURE OR MALFUNCTION, OR ANY AND ALL OTHER COMMERCIAL DAMAGES OR LOSSES. Some states do not allow the exclusion or limitation of incidental or consequential damages, or allow limitations on how long an implied warranty lasts, so the above limitations may not apply to you.
- 8. Equitable Remedies.** You hereby agree that VUG would be irreparably damaged if the terms of this License were not specifically enforced, and therefore you agree that VUG shall be entitled, without bond, other security, or proof of damages, to appropriate equitable remedies with respect to breaches of this License, in addition to such other remedies as VUG may otherwise have available to it under applicable laws. In the event any litigation is brought by either party in connection with this License Agreement, the prevailing party in such litigation shall be entitled to recover from the other party all the costs, attorneys' fees and other expenses incurred by such prevailing party in the litigation.
- 9. Miscellaneous.** This License shall be deemed to have been made and executed in the State of California, and any dispute arising hereunder shall be resolved in accordance with the law of the State of California. This License may be amended only by an instrument in writing executed by both parties. This License constitutes and contains the entire agreement between the parties with respect to the subject matter hereof and supersedes any prior oral or written agreements.

# SUBSCRIBE AND SAVE!

**GET YOUR FAVORITE COMICS TODAY!**

## GET HOME DELIVERY!

- 1 Title For \$23.97- A savings of \$3!**
- 2 Titles For \$22.97- A savings of \$8!**
- 3 Or More Titles For \$21.97 each- A savings of \$15 or more!**

### MARVEL HEROES

- Incredible Hulk** (INC)
- New Avengers** (AVE)
- Captain America** (CAM)
- Fantastic Four** (FAN)
- Iron Man** (IRM)
- Young Avengers** (YAV)

### MARVEL ULTIMATES

- Ultimates 2** (ULA)
- Ultimate Fantastic Four** (UFF)
- Ultimate Spider-Man** (USP)
- Ultimate X-Men** (UXM)

### X-MEN

- Excalibur** (XTR)
- Exiles** (EXL)
- Uncanny X-Men** (XME)
- Wolverine** (WOL)
- New X-Men** (NAX)
- X-Men** (MEN)

### SPIDER-MAN

- Amazing Spider-Man** (AMZ)
- Spider-Girl** (SPG)

### MARVEL KNIGHTS

- Black Panther** (BLA)
- Daredevil** (DDV)
- Marvel Knights 4** (FOR)

## Ordering is fast and easy!

**Yes!** Sign me up for home delivery of the comics I've checked. I deserve the most in savings, convenience, service, and selection!

**Your satisfaction is guaranteed or your money back on remaining issues!**

Check off the subscriptions you want delivered to your home (12 issues each) and return this page or a copy to:

**MARVEL ENTERTAINMENT GROUP, INC.**

P.O. Box 30520, Salt Lake City, UT 84130-0520

Please provide credit card information or make your check or money order payable to "Marvel Entertainment Group, Inc."

**OFFER GOOD UNTIL 6/30/2006.**

**YES, YOU CAN PHOTOCOPY THIS AD!**

Please print:

NAME OF READER \_\_\_\_\_ DATE OF BIRTH (M/D/Y) \_\_\_\_\_

STREET ADDRESS \_\_\_\_\_ E-MAIL \_\_\_\_\_

CITY \_\_\_\_\_ STATE \_\_\_\_\_ ZIP \_\_\_\_\_

# of subscriptions \_\_\_\_\_ Amount enclosed: \$ \_\_\_\_\_

Charge my:  VISA  MasterCard

CREDIT CARD # \_\_\_\_\_ EXPIRATION DATE \_\_\_\_\_

NAME OF CREDIT CARD HOLDER (IF DIFFERENT FROM NAME ABOVE) \_\_\_\_\_

SIGNATURE FOR CREDIT CARD ORDERS \_\_\_\_\_

Canada, add \$10.00 per title (in U.S. funds only, includes GST#R127032852). Foreign, add \$12 per title in U.S. funds only. Allow 6 to 10 weeks for delivery of your first issue. TM & © 2005 Marvel Enterprises Inc. All rights reserved.

**K54VIV**

**WWW.MARVEL.COM/SUBSCRIBE**

For a comic store near you call 1-888-comicbook

**MARVEL**

**VIVENDI UNIVERSAL**  
games

**RADICAL**  
ENTERTAINMENT

**hulkgames.com**

Vivendi Universal Games  
4247 S. Minnewawa Ave.,  
Fresno, CA 93725

"THE INCREDIBLE HULK: Ultimate Destruction" interactive game © 2005 Universal Interactive, Inc. Marvel, THE INCREDIBLE HULK and All Related Comic Book Characters: TM & © 2005 Marvel Characters, Inc. All Rights Reserved. Sierra and the Sierra logo are registered trademarks or trademarks of Sierra Entertainment, Inc. in the U.S. and/or other countries. Radical Entertainment is a registered trademark of Vivendi Universal Games Canada Ltd. in Canada, the U.S. and/or other jurisdictions. Cover Illustration by Bryan Hitch. All other trademarks are property of their respective owners.

7231610