

GUITAR HERO[®] HERO SMASH HITS



THE BEST OF GUITAR HERO MUSIC

ACTIVISION[®]

⚠️ WARNING: PHOTSENSITIVITY/EPILEPSY/SEIZURES

READ BEFORE USING YOUR PLAYSTATION®2 COMPUTER ENTERTAINMENT SYSTEM.

A very small percentage of individuals may experience epileptic seizures or blackouts when exposed to certain light patterns or flashing lights. Exposure to certain patterns or backgrounds on a television screen or when playing video games may trigger epileptic seizures or blackouts in these individuals. These conditions may trigger previously undetected epileptic symptoms or seizures in persons who have no history of prior seizures or epilepsy. If you, or anyone in your family, has an epileptic condition or has had seizures of any kind, consult your physician before playing. IMMEDIATELY DISCONTINUE use and consult your physician before resuming gameplay if you or your child experience any of the following health problems or symptoms:

- dizziness
- altered vision
- eye or muscle twitches
- loss of awareness
- disorientation
- seizures
- any involuntary movement or convulsion

RESUME GAMEPLAY ONLY ON APPROVAL OF YOUR PHYSICIAN.

Use and handling of video games to reduce the likelihood of a seizure

- Use in a well-lit area and keep as far away as possible from the television screen.
 - Avoid large screen televisions. Use the smallest television screen available.
 - Avoid prolonged use of the PlayStation®2 system. Take a 15-minute break during each hour of play.
 - Avoid playing when you are tired or need sleep.
-

Stop using the system immediately if you experience any of the following symptoms: lightheadedness, nausea, or a sensation similar to motion sickness; discomfort or pain in the eyes, ears, hands, arms, or any other part of the body. If the condition persists, consult a doctor.

WARNING TO OWNERS OF PROJECTION TELEVISIONS:

Do not connect your PlayStation®2 system to a projection TV without first consulting the user manual for your projection TV, unless it is of the LCD type. Otherwise, it may permanently damage your TV screen.

HANDLING YOUR PLAYSTATION®2 FORMAT DISC:

- This disc is intended for use only with PlayStation®2 consoles with the NTSC U/C designation.
- Do not bend it, crush it or submerge it in liquids.
- Do not leave it in direct sunlight or near a radiator or other source of heat.
- Be sure to take an occasional rest break during extended play.
- Keep this compact disc clean. Always hold the disc by the edges and keep it in its protective case when not in use. Clean the disc with a lint-free, soft, dry cloth, wiping in straight lines from center to outer edge. Never use solvents or abrasive cleaners.

GUITAR[®] HERO

SMASH HITS

TABLE OF CONTENTS

2 *Getting Started*

4 *Using the Guitar Hero[®] Controllers*

5 *Main Menu*

5 *Settings / Options*

6 *How to Rock*

Repetitive Motion Injuries and Eyestrain

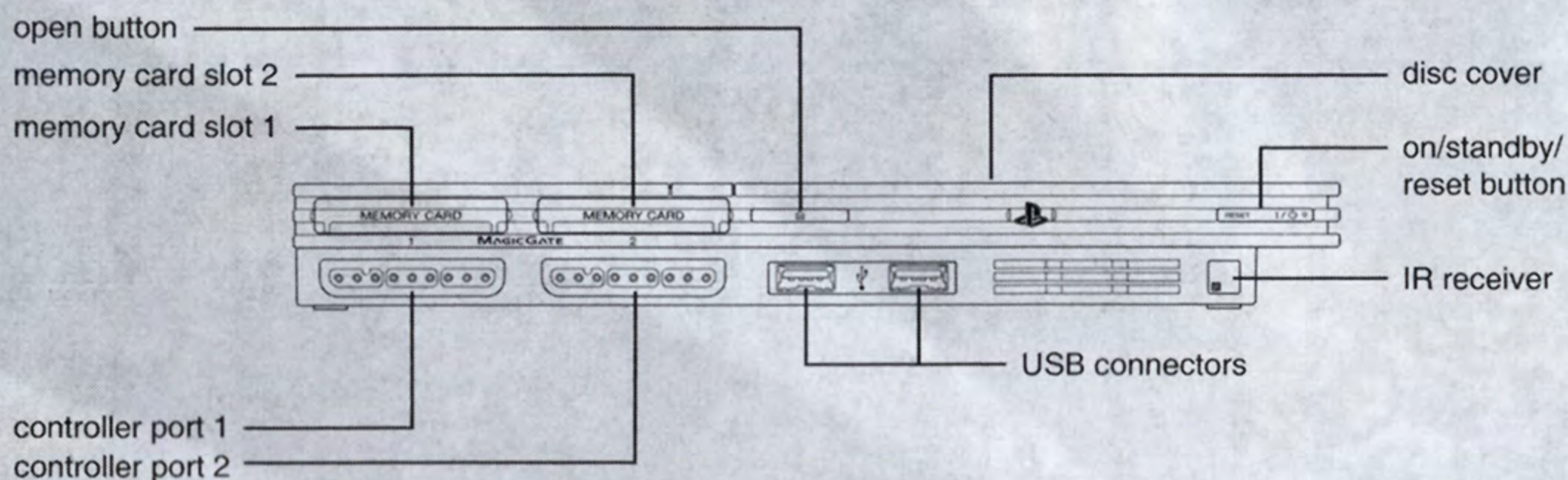
Playing video games can make your muscles, joints, skin or eyes hurt. Follow these instructions to avoid problems such as tendonitis, carpal tunnel syndrome, skin irritation or eyestrain:

- Avoid excessive play. Parents should monitor their children for appropriate play.
- Take a 10 to 15 minute break every hour, even if you don't think you need it.
- If your hands, wrists, arms or eyes become tired or sore while playing or if you feel symptoms such as tingling, numbness, burning or stiffness, stop and rest for several hours before playing again.
- If you continue to have any of the above symptoms or other discomfort during or after play, stop playing and see a doctor.

Motion Sickness

Playing video games can cause motion sickness in some players. If you or your child feels dizzy or nauseous when playing video games, stop playing and rest. Do not drive or engage in other demanding activity until you feel better.

GETTING STARTED



Set up your PlayStation®2 computer entertainment system according to the instructions supplied with your system. Check that the system is turned on (the on/standby indicator is green). Insert the GUITAR HERO® SMASH HITS disc in the system with the label side facing up. Attach game controllers and other peripherals as appropriate. Follow the on-screen instructions and refer to this manual for information on using the software.

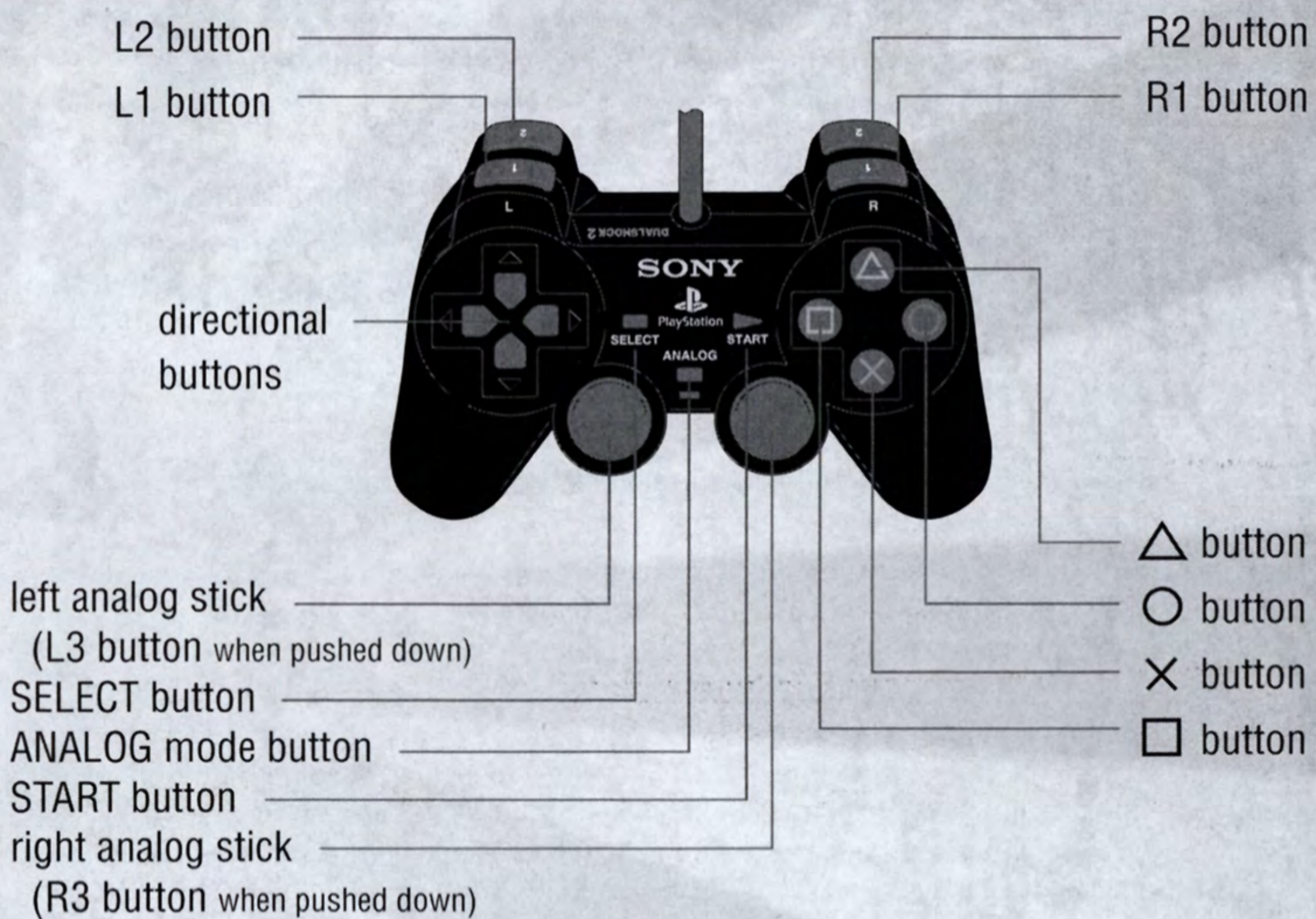
Memory Card (8MB)(for PlayStation®2)

To save game settings and progress, insert a memory card (8MB)(for PlayStation®2) into MEMORY CARD slot 1 of your PlayStation®2 system. You can load saved game data from the same memory card or any memory card (8MB)(for PlayStation®2) containing previously saved games.

** Note that Guitar Hero Smash Hits does not support multitaap (for PlayStation®2)

GAME CONTROLS STARTING UP

DUALSHOCK®2 ANALOG CONTROLLER CONFIGURATIONS



Directional buttons	Navigates Menu
Left analog stick	Navigates Menu
R1	Rotate character view
L1	Rotate character view
Δ	Activates Vocal Star Power
○	Cancel / Activates Vocal Star Power
×	Confirm / Activates Vocal Star Power
□	Activates Vocal Star Power
START button	Confirm / Pause

USING THE GUITAR HERO® CONTROLLERS

Please read the following before using the Guitar Hero® controllers.

WARNING: If you have heart, respiratory, or other physical impairments that limit your physical activity, DO NOT use the Guitar Hero controllers. If you have any doubts, consult with a physician before using the Guitar Hero controllers.

- The Guitar Hero controllers must be used with care to avoid injury. Activision will not be liable for injuries resulting from improper use of the Guitar Hero controllers.
- The Guitar Hero controllers are for indoor use only and should be kept away from open flames or other heat sources.
- Do not leave the Guitar Hero controllers in a dusty or humid place.
- Small children should be monitored at all times when using the Guitar Hero controllers.
- Do not modify or disassemble the Guitar Hero controllers under any circumstances unless otherwise noted in the controller manual.
- When not in use, make sure the Guitar Hero controllers are removed from the playing area and are properly stored.
- Excessive use of the Whammy Bar on the Guitar Hero guitar controller can cause it to break.
- Never get the Guitar Hero controllers wet.
- Never stand on the Guitar Hero controllers.
- Use a dry cloth to clean the Guitar Hero controllers, never use chemicals to clean the products.

ACTIVISION AUTHORIZES USE OF THIS GUITAR HERO CONTROLLER ONLY WITH A GUITAR HERO GAME PRODUCT OR OTHER AUTHORIZED PRODUCT. ANY OTHER USE IS PROHIBITED AND NO OTHER LICENSE, EXPRESS OR IMPLIED, IS GRANTED.

USING THE GUITAR CONTROLLER



- START button: Confirm / Pause
- Star Power / SELECT button: Activates Star Power or Battle Attacks
- Directional Pad: Navigates the menus
- Green Fret Button: Activates the green note / Confirm
- Red Fret Button: Activates the red note / Cancel
- Yellow Fret Button: Activates the yellow note
- Blue Fret Button: Activates the blue note
- Orange Fret Button: Activates the orange note
- Strum Bar: Press the Strum Bar UP or DOWN to activate the Fret Button(s) you have pressed. To navigate in menus, press the Strum Bar UP or DOWN.
- Whammy Bar: Press in and out on Long Notes to add your own style to each song.
- Tilt Sensor: Tilt the Guitar Hero guitar controller up to activate Star Power or Battle Attacks.
- Slider: Tap or move up and down on the slider to simulate strumming and add your own personal style to the music.

** Slider features may not be available on all Guitar Hero Games.

** Controller type may vary, see controller manual for more information.

USING THE GUITAR HERO DRUM KIT CONTROLLER



- START button: Confirm / Pause
- SELECT button: Cancel
- Directional Pad: Navigate the menus
- Green Drum Pad: Activates the green note / Confirm
- Red Drum Pad: Activates the red note / Cancel
- Blue Drum Pad: Activates the blue note
- Yellow Cymbal Pad: Activates the yellow note
- Orange Cymbal Pad: Activates the orange note
- Kick Pedal: Activates the bass drum note
- Yellow and Orange Cymbal Pad: Hit simultaneously to activate Star Power.

*** A second kick pedal can be utilized for all drum difficulties and requires a 1/8 inch mono/stereo splitter adaptor. (Sold Separately)



USING THE MICROPHONE

- Plug in the Guitar Hero USB microphone or any USB-compatible microphone.
- Place the microphone as close to the mouth as possible without getting so close that you introduce unwanted effects.
- Tap the top of the microphone or press either of the following buttons: **△, ○, ×, □** on the DUALSHOCK®2 analog controller to activate Star Power.

*** Note that the DUALSHOCK®2 analog controller needs to be connected to navigate menus. In Band games where there are no controllers available for vocalist to navigate the menus, the Band Leader has selected their options.

- Activates Vocal Star Power: **△, ○, ×** or **□**
- Adjust Vocal Volume: L1, L2

MAIN MENU

Career: Choose your favorite Guitar Hero Character or create your own and play at landmark venues. Choose from a guitarist, drummer, vocalist, bassist, or band career.

*Note: You will not be able to access the Tutorials without attaching a Guitar Hero controller. The option will be grayed out until a Guitar Hero controller is activated.

Quickplay: In Quickplay all songs are unlocked for play by default.

Head to Head: 2 Player competitive modes including:

- **Face-Off:** Two players compete in a guitar, bass or drum match while alternating play on the same note chart. Each player can adjust the difficulty to fit their skill level.
- **Pro Face-Off:** This is the ultimate duel for guitar, bass and drum champions. Two players battle it out by playing the same note chart at the same time on their selected difficulty levels.
- **Battle:** Challenge a friend to a guitar and bass shred off with Battle Mode! Earn attacks that you can use to disrupt your opponent. To activate attacks you'll need to either tilt your guitar controller like you would when activating Star Power or by pressing the Star Power button.

Backstage:

- **Practice:** You can take any song in the game that you've currently played and can practice any part of it at the normal setting, or you can slow the song down to help you out.
- **Rock Star Creator:** Start from scratch and create the rocker you've always dreamed of. Choose from different body features, outfits and much more.
- **Top Rockers:** Check out who the top rockers are!

SETTINGS / OPTIONS

Cheats:

- Enter codes to enhance your experience.

Band Info:

- Rename Band: Change the name of your band.
- Edit Band Logo: Use the graphic editor to create a unique logo for your band.

Save/Load:

- Save Game
- Load Game
- Reset Progress
- Autosave: Turn autosave on or off.

Calibrate Lag: Some televisions and stereo systems have an audio/visual lag that can make it difficult to play the game. Use this screen to calibrate your television's lag.

Audio Settings: Change the volume of any instrument in the band as well as the crowd and sound effects. Enable Mono if you have a television with Mono audio output.



Functional Options:

- **Lefty Flip:** Players 1-4 can turn on lefty flip if they would like to play left handed.
- **Scrolling Vocals:** Turn on scrolling vocals or static vocal text.
- **Star Power Clap:** Turn off or on the ability to activate Star Power by clapping into the microphone.
- **Countdown:** Turn off or on the countdown from unpausing the game.
- **Star Power Tilt:** Turn off or on the ability to deploy star power by tilting the guitar.
- **Touch Strip:** Turn off or on the ability to use the touch strip for slide note sections.
- **Progressive Scan:** Turn on Progressive Scan for better quality video if your TV supports 480p video resolution.

HOW TO ROCK

GUITAR CONTROLLER:

Press the Fret Buttons and strum on the Strum Bar UP or DOWN in sync to the notes that are on the screen.

Basic Notes:

1. Hold the Fret Button that corresponds to the note on the screen.
2. Strum on the Strum Bar UP or DOWN to play the note.

Long Notes (otherwise known as sustains):

1. Hold the correct Fret Button down.
2. Strum
3. Hold the Fret Button down until the whole note has played.

Chords:

- Chords are two or more notes played at the same time. These can come in the form of Basic Notes and Long Notes.

Slider Notes:

1. Tap the Slider while pressing the Fret Buttons to simulate strumming.
 2. Slide your finger on the Slider during long notes to alter the sound of the note.
 3. When you see clear notes you can catch them by touching the Slider without pressing the Fret Buttons.
- **Note that when using guitar controllers without the Slider features, hit the Slider Notes using the Fret Buttons.

Open Notes (only for Bass):

- Strum without pressing any Fret Buttons. Open notes are displayed as a purple bar on the screen.

The Whammy Bar:

Press the Whammy Bar in and out on Long Notes to add your own style to each song.

DRUM KIT CONTROLLER:

Hit the correct drum pads in sync to the notes that are on the screen.

Basic Notes:

- Hit the drum pad that corresponds to the note on the screen.

Kick Drum Notes:

- Use the kick pedal to hit the wide purple notes on the screen.

MICROPHONE:

Use the microphone to sing along to your favorite songs across 5 different difficulties.

- Sing the words that appear on the screen and get judged based on pitch and timing.

THE ROCK METER

The Rock Meter is the ultimate gauge for how you are doing. It will show you your points, note streak, and how much Star Power you have.

The Multiplier Meter

If you can nail a series of notes perfectly then you'll receive a handy "Score Multiplier" light bulb, each of which are 2-4X the value of each Note you hit. In Band play the Band multiplier will increase as more band members are in Star Power together. In single player and band play the multiplier will increase as you are in Star Power. Mess up and your score multiplier vanishes.



Difficulty Settings

Beginner: The player only needs to hit the lines that come down the note highway on time. For vocals, just sing the words on time.

Easy: Get your feet wet with this difficulty. This difficulty setting only utilizes some of the playing techniques.

Medium: This difficulty setting brings notes a little faster and introduces new playing techniques.

Hard: Notes come down faster and advanced skills are needed if you expect to rule in this difficulty setting.

Expert: This insane difficulty will have you frantically using all the techniques you've learned.

Expert+: This difficulty is for the true masters of double bass drumming. When a skull on two crossed bones appears to the left of a song, that means it features double bass drumming.

Song Results Screen

Grade: This scale goes from 3 to 5 stars. Hit every single note to get 5 gold stars.





Score: This is the overall score you received on your song.

Note Streak: Find out how long you went without making a mistake and missing a note.

Notes Hit: This tells you the percentage of notes you hit in the song.

(If that wasn't enough data for you...there's even more stats available by selecting the "More Stats" option)

How Do I Get Star Power?

- Gain Star Power by nailing a series of star-shaped notes that glow. You have to nail the entire sequence, otherwise you're out of luck. You can gain even more Star Power by using the Whammy Bar or Slider on long Star Power notes. Once your Star Power Meter is at least half-full it'll flash and you're ready to unleash Star Power. For vocals, gain Star Power by scoring well on freeform sections, achieving 'solid' on phrases, or get even more star power with 'excellent' phrases.
- **Guitar Controller:** Tilt Guitar Hero guitar controller or press the Star Power Button to activate Star Power.
- **Drum Kit Controller:** Hit Yellow and Orange Cymbal Pads simultaneously to activate Star Power.
- **Microphone:** Tap the top of the microphone or press either of the following buttons: , , ,  on the DUALSHOCK®2 analog controller to activate Star Power.

Guitar Battle Rules

Hit each series of Battle Gems to collect Attacks. Once you have collected an Attack, tilt your guitar controller to Attack your foe. You have to make them fail before the end of the song, but be careful, they can battle back!

Guitar Battle Attacks

Broken String: Use this attack to break one of your opponent's strings. The button on the guitar controller won't work until they fix it by rapidly tapping that button until it is repaired.

Difficulty Up: This attack will increase the difficulty on your opponent's note chart.

Amp Overload: This attack causes the scrolling fret board on your opponent's screen to shake and flash, making it extremely difficult to read which notes are approaching.

Whammy Bar: Use this attack on your opponent to force them to move the Whammy Bar before they can play notes again.

Power-Up Steal: This attack steals your opponent's attack before they can use it. If they don't have one to steal and you activate this power, you'll lose it.

Double Notes: Deploying this attack forces your opponent to double up on how many notes they have to play.

The Lefty/Righty Flip: The Lefty/Righty Flip Attack swaps the note chart around opposite to how your opponent would normally play the game.

Mines: The notes on the opponent's note track get populated with black and white transparent gems that explode and do the player damage if they are hit.

CREDITS

- Developed by Beenox
- Additional development by Neversoft and Budcat Creations
- Published by Activision
- For more information on this product, the credits, or its features, please visit www.guitarhero.com

CUSTOMER SUPPORT

Note: Please do not contact Customer Support for hints/codes/cheats, only technical issues.

Internet: <http://www.activision.com/support>

Our support section of the Web has the most up-to-date information available. We update the support pages daily, so please check here first for solutions. If you cannot find an answer to your issue, you can submit a question/incident to us using the online support form. A response may take anywhere from 24–72 hours depending on the volume of messages we receive and the nature of your problem.

Note: Internet support is handled in English only.

Note: The multiplayer components of Activision games are handled only through Internet support.

Phone: (310) 255-2050

You can call our 24-hour voice-mail system for answers to our most frequently asked questions at the above number. Contact a Customer Support representative at the same number between the hours of 9:00 a.m. and 5:00 p.m. (Pacific Time), Monday through Friday, except holidays.

Please see the Limited Warranty contained within our Software License Agreement for warranty replacements. **We recommend that you first contact an Activision Technical Support Representative by phone or internet before sending your product to us.** In many cases, a replacement is not necessary to resolve your problem. Our support representatives will help you determine if a replacement is necessary. If a replacement is appropriate we can issue you an RMA (Return Materials Authorization) number to help process your replacement. Non-warranty game returns/refunds should be dealt with by the retailer or online site where you purchased the product.

Register your product online at <http://register.activision.com>
so we can enter you in our monthly drawing for a fabulous Activision prize.

SOFTWARE LICENSE AGREEMENT

IMPORTANT - READ CAREFULLY: USE OF THIS PROGRAM IS SUBJECT TO THE SOFTWARE LICENSE TERMS SET FORTH BELOW. "PROGRAM" INCLUDES THE SOFTWARE INCLUDED WITH THIS AGREEMENT, THE ASSOCIATED MEDIA, ANY PRINTED MATERIALS, AND ANY ON-LINE OR ELECTRONIC DOCUMENTATION, AND ANY AND ALL COPIES AND DERIVATIVE WORKS OF SUCH SOFTWARE AND MATERIALS. BY OPENING THIS PACKAGE, AND/OR USING THE PROGRAM, YOU ACCEPT THE TERMS OF THIS LICENSE WITH ACTIVISION PUBLISHING, INC. ("ACTIVISION").

LIMITED USE LICENSE. Activision grants you the non-exclusive, non-transferable, limited right and license to use one copy of this Program solely and exclusively for your personal use. All rights not specifically granted under this Agreement are reserved by Activision. This Program is licensed, not sold. Your license confers no title or ownership in this Program and should not be construed as a sale of any rights in this Program.

OWNERSHIP. All title, ownership rights and intellectual property rights in and to this Program and any and all copies thereof (including but not limited to any titles, computer code, themes, objects, characters, character names, stories, dialog, catch phrases, locations, concepts, artwork, animation, sounds, musical compositions, audio-visual effects, methods of operation, moral rights, and any related documentation incorporated into this Program) are owned by Activision or its licensors. This Program is protected by the copyright laws of the United States, international copyright treaties and conventions and other laws. This Program contains certain licensed materials and Activision's licensors may protect their rights in the event of any violation of this Agreement.

YOU SHALL NOT:

- Exploit this Program or any of its parts commercially, including but not limited to use at a cyber cafe, computer gaming center or any other location-based site. Activision may offer a separate Site License Agreement to permit you to make this Program available for commercial use; see the contact information below.
- Remove, disable or circumvent any proprietary notices or labels contained on or within the Program.
- Export or re-export this Program or any copy or adaptation in violation of any applicable laws or regulations.

LIMITED WARRANTY. Activision warrants to the original consumer purchaser of this Program that the recording medium on which the Program is recorded will be free from defects in material and workmanship for 90 days from the date of purchase. If the recording medium is found defective within 90 days of original purchase, Activision agrees to replace, free of charge, any product discovered to be defective within such period upon its receipt of the Product, postage paid, with proof of the date of purchase, as long as the Program is still being manufactured by Activision. In the event that the Program is no longer available, Activision retains the right to substitute a similar program of equal or greater value. This warranty is limited to the recording medium containing the Program as originally provided by Activision and is not applicable to normal wear and tear. This warranty shall not be applicable and shall be void if the defect has arisen through abuse, mistreatment or neglect. Any implied warranties prescribed by statute are expressly limited to the 90-day period described above.

EXCEPT AS SET FORTH ABOVE, THIS WARRANTY IS IN LIEU OF ALL OTHER WARRANTIES, WHETHER ORAL OR WRITTEN, EXPRESS OR IMPLIED, INCLUDING ANY WARRANTY OF MERCHANTABILITY, FITNESS FOR A PARTICULAR PURPOSE OR NON-INFRINGEMENT, AND NO OTHER REPRESENTATIONS OR CLAIMS OF ANY KIND SHALL BE BINDING ON OR OBLIGATE ACTIVISION.

When returning the Program for warranty replacement please send the original product disc only in protective packaging and include:

(1) a photocopy of your dated sales receipt; (2) your name and return address typed or clearly printed; (3) a brief note describing the defect, the problem(s) you are encountering and the system on which you are running the Program; (4) if you are returning the Program after the 90-day warranty period, but within one year after the date of purchase, please include check or money order for \$25 U.S. currency per disc replacement. Note: Certified mail recommended.

In the U.S. send to: Attention: Returns, 7800 The Bluffs, Suite C, Austell, GA 30168

To process an RMA (Return Materials Authorization) online please visit our Guitar Hero warranty website: <http://warranty.guitarhero.com>

LIMITATION ON DAMAGES. IN NO EVENT WILL ACTIVISION BE LIABLE FOR SPECIAL, INCIDENTAL OR CONSEQUENTIAL DAMAGES RESULTING FROM POSSESSION, USE OR MALFUNCTION OF THE PROGRAM, INCLUDING DAMAGES TO PROPERTY, LOSS OF GOODWILL, COMPUTER FAILURE OR MALFUNCTION AND, TO THE EXTENT PERMITTED BY LAW, DAMAGES FOR PERSONAL INJURIES, EVEN IF ACTIVISION HAS BEEN ADVISED OF THE POSSIBILITY OF SUCH DAMAGES. ACTIVISION'S LIABILITY SHALL NOT EXCEED THE ACTUAL PRICE PAID FOR THE LICENSE TO USE THIS PROGRAM. SOME STATES/COUNTRIES DO NOT ALLOW LIMITATIONS ON HOW LONG AN IMPLIED WARRANTY LASTS AND/OR THE EXCLUSION OR LIMITATION OF INCIDENTAL OR CONSEQUENTIAL DAMAGES, SO THE ABOVE LIMITATIONS AND/OR EXCLUSION OR LIMITATION OF LIABILITY MAY NOT APPLY TO YOU. THIS WARRANTY GIVES YOU SPECIFIC LEGAL RIGHTS, AND YOU MAY HAVE OTHER RIGHTS WHICH VARY FROM JURISDICTION TO JURISDICTION.

TERMINATION. Without prejudice to any other rights of Activision, this Agreement will terminate automatically if you fail to comply with its terms and conditions. In such event, you must destroy all copies of this Program and all of its component parts.

U.S. GOVERNMENT RESTRICTED RIGHTS. The Program and documentation have been developed entirely at private expense and are provided as "Commercial Computer Software" or "restricted computer software." Use, duplication or disclosure by the U.S. Government or a U.S. Government subcontractor is subject to the restrictions set forth in subparagraph (c)(1)(ii) of the Rights in Technical Data and Computer Software clauses in DFARS 252.227-7013 or as set forth in subparagraph (c)(1) and (2) of the Commercial Computer Software Restricted Rights clauses at FAR 52.227-19, as applicable. The Contractor/ Manufacturer is Activision Publishing, Inc., 3100 Ocean Park Boulevard, Santa Monica, California 90405.

INJUNCTION. Because Activision would be irreparably damaged if the terms of this Agreement were not specifically enforced, you agree that Activision shall be entitled, without bond, other security or proof of damages, to appropriate equitable remedies with respect to breaches of this Agreement, in addition to such other remedies as Activision may otherwise have under applicable laws.

INDEMNITY. You agree to indemnify, defend and hold Activision, its partners, affiliates, contractors, officers, directors, employees and agents harmless from all damages, losses and expenses arising directly or indirectly from your acts and omissions to act in using the Product pursuant to the terms of this Agreement.

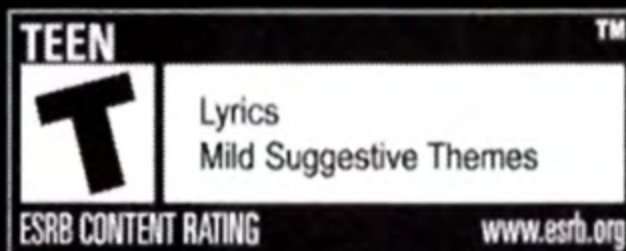
MISCELLANEOUS. This Agreement represents the complete agreement concerning this license between the parties and supersedes all prior agreements and representations between them. It may be amended only by a writing executed by both parties. If any provision of this Agreement is held to be unenforceable for any reason, such provision shall be reformed only to the extent necessary to make it enforceable and the remaining provisions of this Agreement shall not be affected. This Agreement shall be construed under California law as such law is applied to agreements between California residents entered into and to be performed within California, except as governed by federal law and you consent to the exclusive jurisdiction of the state and federal courts in Los Angeles, California.

WANT MORE MUSIC?



Guitar Hero® Metallica® brings you Metallica's fiercest hits and a wide variety of other legendary artists personally selected by the band.

OVER 20 GUEST ACTS



Guitar Hero Metallica © 2009 Activision Publishing, Inc. Guitar Hero, Activision and RedOctane are registered trademarks of Activision Publishing, Inc. Metallica is a registered trademark of Metallica. Covered by one or more of the following patents: U.S. Patent Nos. 6379244, 6582309, 6609979, 6425822, 6225547, 6607446, 6342665, 6769689, 6645067, 6252153, 6758753, 6554711, 6347998, 6390923, 6612931, 6461239, 6915488, 6638160, 6821203, 5739457, 6018121, 6268557, 6369313, 6835887 and D441403; patents pending. The ratings icon is a registered trademark of the Entertainment Software Association. All other trademarks and trade names are the properties of their respective owners. All rights reserved.

RedOctane • 444 Castro Street, Suite # 140 • Mountain View, CA 94041

95779.226.US

Guitar Hero Smash Hits © 2009 Activision Publishing, Inc. Guitar Hero, Activision and RedOctane are registered trademarks of Activision Publishing, Inc. Covered by one or more of the following patents: U.S. Patent Nos. 6379244, 6582309, 6609979, 6425822, 6225547, 6607446, 6342665, 6769689, 6645067, 6252153, 6758753, 6554711, 6347998, 6390923, 6612931, 6461239, 6915488, 6638160, 6821203, 5739457, 6018121, 6268557, 6369313, 6835887 and D441403; patents pending. The ratings icon is a registered trademark of the Entertainment Software Association. All other trademarks and trade names are the properties of their respective owners. All rights reserved.

ACTIVISION AUTHORIZES USE OF THIS GUITAR HERO GAME ONLY IN COMBINATION WITH GUITAR HERO CONTROLLERS PROVIDED BY ACTIVISION OR OTHER AUTHORIZED CONTROLLERS OR, IF APPLICABLE, STANDARD GAMEPAD CONTROLLERS PROVIDED WITH THE GAME CONSOLE. ANY OTHER USE IS PROHIBITED AND NO OTHER LICENSE, EXPRESS OR IMPLIED, IS GRANTED.