

Disney

G-FORCE

OPERATING INSTRUCTIONS

G-Force Field Guide for Agent Operations
Mark: II (rev. 1263)



⚠️ WARNING: PHOTSENSITIVITY/EPILEPSY/SEIZURES

READ BEFORE USING YOUR PLAYSTATION®2 COMPUTER ENTERTAINMENT SYSTEM.

A very small percentage of individuals may experience epileptic seizures or blackouts when exposed to certain light patterns or flashing lights. Exposure to certain patterns or backgrounds on a television screen or when playing video games may trigger epileptic seizures or blackouts in these individuals. These conditions may trigger previously undetected epileptic symptoms or seizures in persons who have no history of prior seizures or epilepsy. If you, or anyone in your family, has an epileptic condition or has had seizures of any kind, consult your physician before playing. IMMEDIATELY DISCONTINUE use and consult your physician before resuming gameplay if you or your child experience any of the following health problems or symptoms:

- dizziness
- altered vision
- eye or muscle twitches
- loss of awareness
- disorientation
- seizures
- any involuntary movement or convulsion

RESUME GAMEPLAY ONLY ON APPROVAL OF YOUR PHYSICIAN.

Use and handling of video games to reduce the likelihood of a seizure

- Use in a well-lit area and keep as far away as possible from the television screen.
 - Avoid large screen televisions. Use the smallest television screen available.
 - Avoid prolonged use of the PlayStation®2 system. Take a 15-minute break during each hour of play.
 - Avoid playing when you are tired or need sleep.
-

Stop using the system immediately if you experience any of the following symptoms: lightheadedness, nausea, or a sensation similar to motion sickness; discomfort or pain in the eyes, ears, hands, arms, or any other part of the body. If the condition persists, consult a doctor.

WARNING TO OWNERS OF PROJECTION TELEVISIONS:

Do not connect your PlayStation®2 system to a projection TV without first consulting the user manual for your projection TV, unless it is of the LCD type. Otherwise, it may permanently damage your TV screen.

HANDLING YOUR PLAYSTATION®2 FORMAT DISC:

- This disc is intended for use only with PlayStation®2 consoles with the NTSC U/C designation.
- Do not bend it, crush it or submerge it in liquids.
- Do not leave it in direct sunlight or near a radiator or other source of heat.
- Be sure to take an occasional rest break during extended play.
- Keep this compact disc clean. Always hold the disc by the edges and keep it in its protective case when not in use. Clean the disc with a lint-free, soft, dry cloth, wiping in straight lines from center to outer edge. Never use solvents or abrasive cleaners.

TABLE OF CONTENTS

Getting Started	2
Starting Up.....	3
Basic Controls	3
Introduction.....	4
The G-Force Team	4
Weapons and Gadgets.....	6
Missions.....	7
Customer Service	8
Limited Warranty.....	9

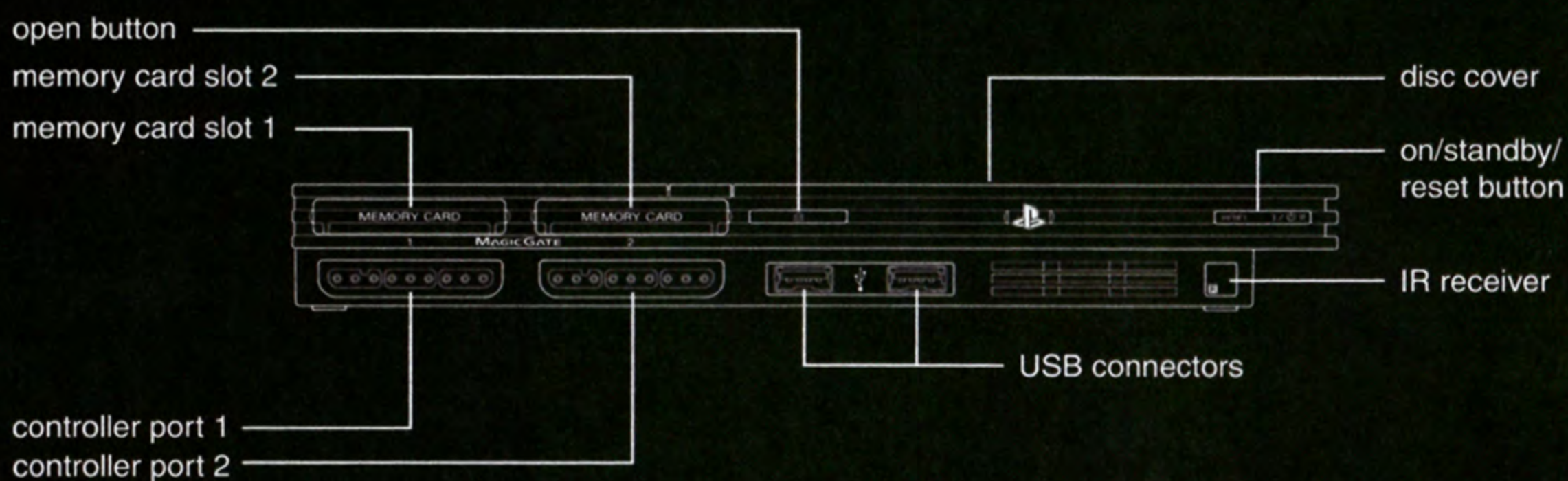
**BOOST YOUR
GAME EXPERIENCE
BY REGISTERING* AT**
disney.com/videogames/register

- FREE expert technical support
- FREE e-mail updates with news, product information and special offers
- FREE notification of game updates and upgrades

For your game's full manual, visit
disney.com/videogames/manuals.

*Registration valid U.S. only

GETTING STARTED



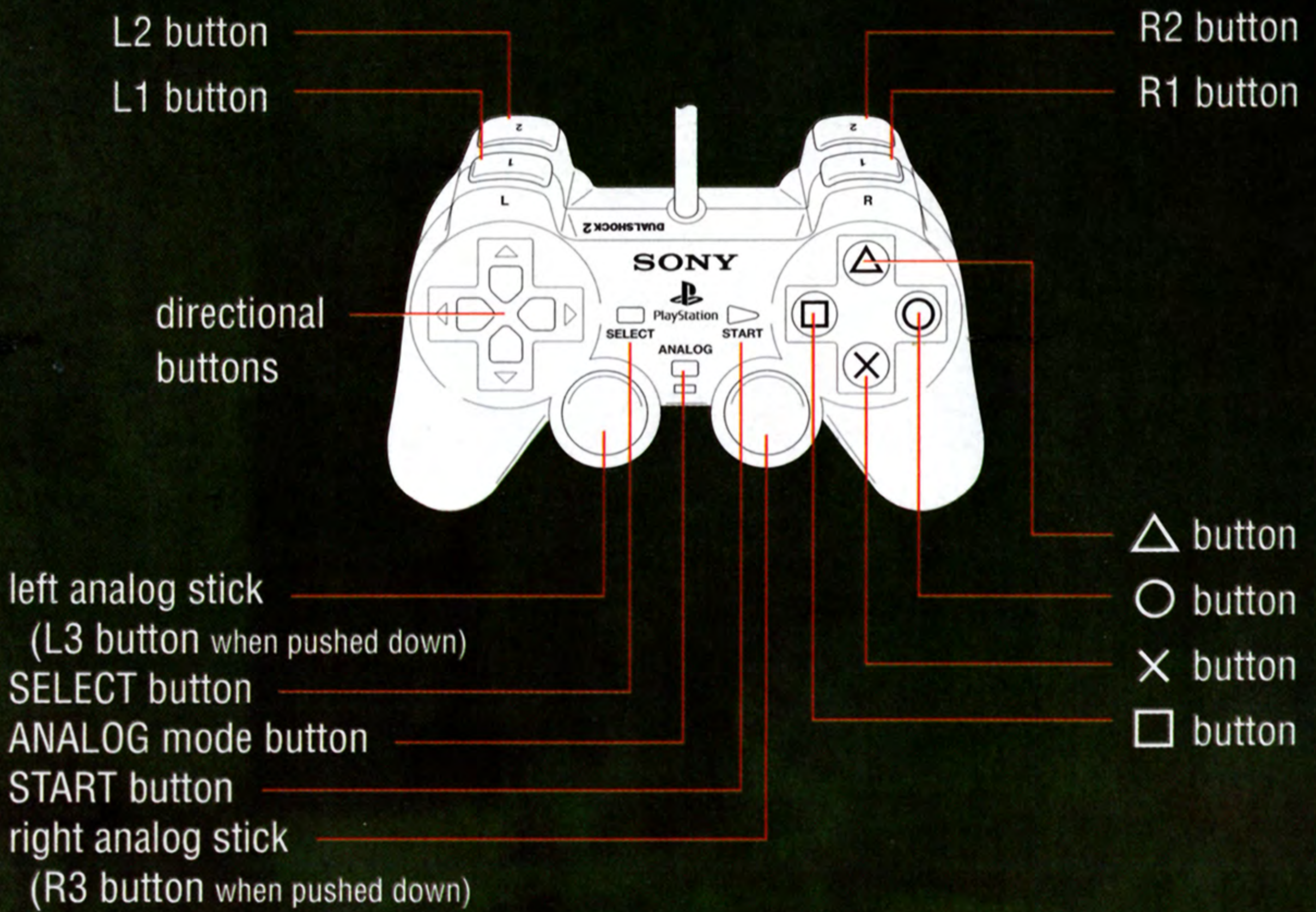
Set up your PlayStation®2 computer entertainment system according to the instructions supplied with your system. Check that the system is turned on (the on/standby indicator is green). Insert the Disney G-Force disc in the system with the label side facing up. Attach game controllers and other peripherals as appropriate. Follow the on-screen instructions and refer to this manual for information on using the software.

Memory Card (8MB)(for PlayStation®2)

To save game settings and progress, insert a memory card (8MB)(for PlayStation®2) into MEMORY CARD slot 1 of your PlayStation®2 system. You can load saved game data from the same memory card or any memory card (8MB)(for PlayStation®2) containing previously saved games.

STARTING UP

DUALSHOCK®2 ANALOG CONTROLLER CONFIGURATIONS



BASIC CONTROLS

Action	Control
Movement	Left analog stick
Camera	Right analog stick
Jump / Jetpack	X button
Dash	Hold R1 button
Drop	R1 button
Attract	Hold R2 button
Throw	R2 button
Draw Weapon	Hold L2 button

Action	Control
Weapon 1	Square button
Weapon 2	Triangle button
Weapon 3	Circle button
Fire/Electro-Whip	R2 button
Lock	Hold L1 button
Mooch	Up directional button
Infrared Vision	Left directional button
Hint Vision	Hold right directional button

INTRODUCTION

The fate of the world is in your paws!

The evil billionaire Leonard Saber and his dangerous computer program, SaberSense, are about to take over the world. Only you can stop him. Armed with the latest high-tech spy equipment, you and your pint-sized operatives must battle an army of evil appliances in a series of high-octane missions to stop Saber from completing his sinister plans.

THE G-FORCE TEAM:



Darwin
G-Force commander



Mooch
Surveillance



Hurley
Unlikely team member



Speckles
Cyber intelligence



Blaster
Weapons and
transportation



Juarez
Martial arts specialist

WEAPONS AND GADGETS



Electro-Whip

Whips your enemies or attracts items that can be used as projectiles



Saberlizer

Scans objects for information and hints



Plasma Gun

Fires an electrical plasma projectile that is ideal for long-range attacks



Cluster Rifle

A rapid-firing gun



NanoHacker

Fires a "hacking" beam that turns enemies into allies



Flamethrower

Shoots flames that can melt through ice



Shot Bolter

Fires a cluster of high-powered projectiles



Freeze Cannon


Freezes enemies in blocks of ice

MISSIONS



Saber Mansion

Break into Leonard Saber's mansion and stop SaberSense before it activates.



Production Facility

Prevent the shipment of dangerous new SaberSense appliances.



FBI Headquarters

Infiltrate the FBI building to spy on the evil billionaire, Saber, who is being held for questioning.



Satellite Control Center

Bring down Saber's satellite system.



"Clusterstorm"

Stop Clusterstorm before it destroys the world.

CUSTOMER SUPPORT INFORMATION

Internet Support

To access support for Disney Interactive Studios on the World Wide Web, point your browser to **disney.com/videogames** and click on "Support" at the top of the page.

Game Hints and Tips

Game hints and tips are available on our Customer Support website. To access Game Hints and Tips on the World Wide Web, point your browser to **disney.com/videogames** and click on "Support" at the top of the page.

Mailing Address

If you wish to write us, our address is:

**Disney Interactive Studios Customer Support
500 South Buena Vista Street
Burbank, CA 91521-9323**

Telephone Support

You may contact Customer Support at **(866) 252-8108**. If you need additional information, our Customer Support staff for the U.S. and Canada is available Monday through Friday from 9:00 a.m. to 6:00 p.m. (Pacific Time).

TTY/TDD Users

Please contact us by telephone through your local relay service. Customer Support staff for TTY/TDD users is available Monday through Friday 9:00 a.m. to 6:00 p.m. (Pacific Time). Our toll free number is **(866) 252-8108**.

LIMITED WARRANTY

PUBLISHER WARRANTS THE RECORDING MEDIUM ON WHICH THE SOFTWARE IS RECORDED TO BE FREE FROM DEFECTS IN MATERIALS AND WORKMANSHIP UNDER NORMAL USE FOR A PERIOD OF NINETY (90) DAYS FROM THE DATE OF PURCHASE AS EVIDENCED BY A COPY OF THE SALES RECEIPT OR PACKING SLIP. PUBLISHER'S ENTIRE LIABILITY AND YOUR EXCLUSIVE REMEDY WILL BE REPLACEMENT OF THE DEFECTIVE RECORDING MEDIUM(S) OR REFUND OF THE PURCHASE PRICE (AT PUBLISHER'S ELECTION) UPON RETURN OF THE SOFTWARE TO PUBLISHER WITH A COPY OF YOUR PROOF OF PURCHASE. PUBLISHER WILL HAVE NO RESPONSIBILITY TO REPLACE A RECORDING MEDIUM DAMAGED BY ACCIDENT, ABUSE OR MISAPPLICATION. ANY IMPLIED WARRANTIES AND/OR CONDITIONS ON THE RECORDING MEDIUM, INCLUDING THE IMPLIED WARRANTIES AND/OR CONDITIONS OF MERCHANTABILITY AND FITNESS FOR A PARTICULAR PURPOSE, ARE LIMITED IN DURATION TO NINETY (90) DAYS FROM THE DATE OF PURCHASE OR DELIVERY. THIS WARRANTY GIVES YOU SPECIFIC LEGAL RIGHTS, AND YOU MAY ALSO HAVE OTHER RIGHTS WHICH VARY FROM JURISDICTION TO JURISDICTION. YOU EXPRESSLY ACKNOWLEDGE AND AGREE THAT USE OF THE SOFTWARE IS AT YOUR SOLE RISK. THE SOFTWARE AND RELATED DOCUMENTATION ARE PROVIDED "AS IS" AND WITHOUT WARRANTIES AND/OR CONDITIONS OF ANY KIND EITHER EXPRESS OR IMPLIED. PUBLISHER EXPRESSLY DISCLAIMS ALL WARRANTIES AND/OR CONDITIONS, EXPRESS OR IMPLIED, WITH RESPECT TO THE SOFTWARE AND RELATED DOCUMENTATION, INCLUDING, BUT NOT LIMITED TO, THE IMPLIED WARRANTIES AND/OR CONDITIONS OF MERCHANTABILITY AND FITNESS FOR A PARTICULAR PURPOSE. PUBLISHER DOES NOT WARRANT THAT THE FUNCTIONS CONTAINED IN THE SOFTWARE WILL BE UNINTERRUPTED OR ERRORFREE, OR THAT DEFECTS IN THE SOFTWARE WILL BE CORRECTED. FURTHERMORE, PUBLISHER DOES NOT WARRANT OR MAKE ANY REPRESENTATIONS REGARDING THE USE OR THE RESULTS OF THE USE OF THE SOFTWARE AND RELATED DOCUMENTATION IN TERMS OF THEIR CORRECTNESS, ACCURACY, RELIABILITY, OR OTHERWISE. THE LIMITATIONS OF LIABILITIES DESCRIBED IN THIS SECTION ALSO APPLY TO THE THIRD PARTY SUPPLIERS OF MATERIALS USED IN THE SOFTWARE. NO ORAL OR WRITTEN INFORMATION OR ADVICE BY PUBLISHER OR AN AUTHORIZED REPRESENTATIVE OF PUBLISHER SHALL CREATE WARRANTIES AND/OR CONDITIONS OR IN ANY WAY INCREASE THE SCOPE OF THIS LIMITED WARRANTY. YOU (AND NOT PUBLISHER) ASSUME THE ENTIRE COST OF ALL NECESSARY SERVICING, REPAIR OR CORRECTION. SOME JURISDICTIONS DO NOT ALLOW THE EXCLUSION OF IMPLIED WARRANTIES, SO THE ABOVE EXCLUSION MAY NOT APPLY TO YOU. UNDER NO CIRCUMSTANCES, INCLUDING NEGLIGENCE, SHALL PUBLISHER BE LIABLE FOR ANY INDIRECT, INCIDENTAL, SPECIAL OR CONSEQUENTIAL DAMAGES THAT RESULT FROM THE USE OF, OR THE INABILITY TO USE, THE SOFTWARE OR RELATED DOCUMENTATION, EVEN IF PUBLISHER OR AN AUTHORIZED REPRESENTATIVE OF PUBLISHER HAS BEEN ADVISED OF THE POSSIBILITY OF SUCH DAMAGES. SOME JURISDICTIONS DO NOT ALLOW THE LIMITATION OR EXCLUSION OF LIABILITY OR INCIDENTAL OR CONSEQUENTIAL DAMAGES, SO THE ABOVE LIMITATION OR EXCLUSION MAY NOT APPLY TO YOU. IN NO EVENT SHALL PUBLISHER'S TOTAL LIABILITY TO YOU FOR ALL DAMAGES, LOSSES, AND CAUSES OF ACTION [WHETHER IN CONTRACT, TORT (INCLUDING NEGLIGENCE) OR OTHERWISE] EXCEED THE AMOUNT PAID BY YOU FOR THE SOFTWARE. IF YOU NEED TO REPLACE A USER-DAMAGED GAME DISC, PLEASE CALL THE NUMBER LISTED UNDER TELEPHONE SUPPORT. THERE IS A \$20.00 FEE TO REPLACE A USER-DAMAGED GAME DISC.

TOP SECRET

GForcethegame.com



Disney Interactive Studios
500 S. Buena Vista St., Burbank, CA 91521

8000596 © Disney.