


FUGITIVE HUNTER™

WAR ON TERROR



WARNING: READ BEFORE USING YOUR PlayStation®2 COMPUTER ENTERTAINMENT SYSTEM.

A very small percentage of individuals may experience epileptic seizures when exposed to certain light patterns or flashing lights. Exposure to certain patterns or backgrounds on a television screen or while playing video games, including games played on the PlayStation 2 console, may induce an epileptic seizure in these individuals. Certain conditions may induce previously undetected epileptic symptoms even in persons who have no history of prior seizures or epilepsy. If you, or anyone in your family, has an epileptic condition, consult your physician prior to playing. If you experience any of the following symptoms while playing a video game – dizziness, altered vision, eye or muscle twitches, loss of awareness, disorientation, any involuntary movement, or convulsions – **IMMEDIATELY** discontinue use and consult your physician before resuming play.

WARNING TO OWNERS OF PROJECTION TELEVISIONS:

Do not connect your PlayStation 2 console to a projection TV without first consulting the user manual for your projection TV, unless it is of the LCD type. Otherwise, it may permanently damage your TV screen.

USE OF UNAUTHORIZED PRODUCT:

The use of software or peripherals not authorized by Sony Computer Entertainment America may damage your console and/or invalidate your warranty. Only official or licensed peripherals should be used in the controller ports or memory card slots.

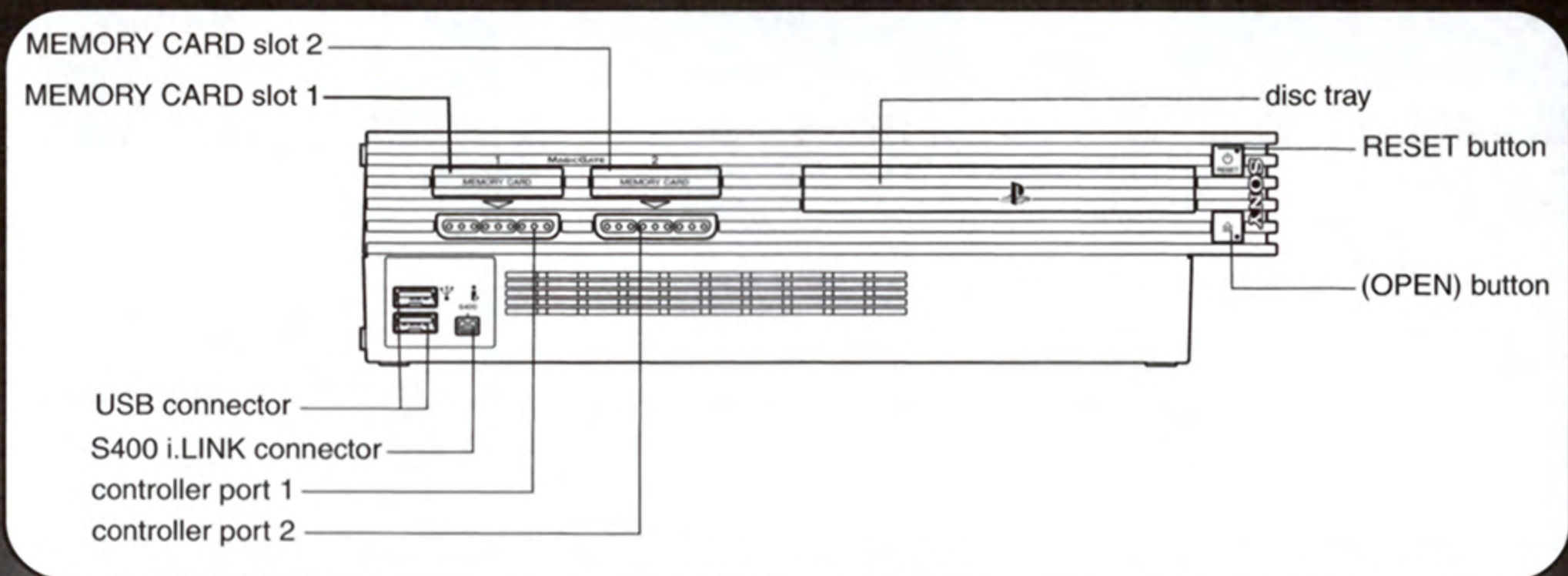
HANDLING YOUR PlayStation 2 FORMAT DISC:

- This disc is intended for use only with PlayStation 2 consoles with the NTSC U/C designation.
- Do not bend it, crush it or submerge it in liquids.
- Do not leave it in direct sunlight or near a radiator or other source of heat.
- Be sure to take an occasional rest break during extended play.
- Keep this compact disc clean. Always hold the disc by the edges and keep it in its protective case when not in use. Clean the disc with a lint-free, soft, dry cloth, wiping in straight lines from center to outer edge. Never use solvents or abrasive cleaners.

TABLE OF CONTENTS

Getting Started	2
Controls.....	3
Story	6
The Fugitives	7
Main Menu.....	10
Saving and Loading	10
Mission Select	11
Options	12
Weapons and Ammo	14
Pick-ups.....	15
Game Screen	16
Pause Screen	17
Mission Objectives	18
Inventory	18
Quick Options	19
Pause/Game Options	20
Credits.....	21
Technical Support	23
Notes	24
End-User License Agreement	28

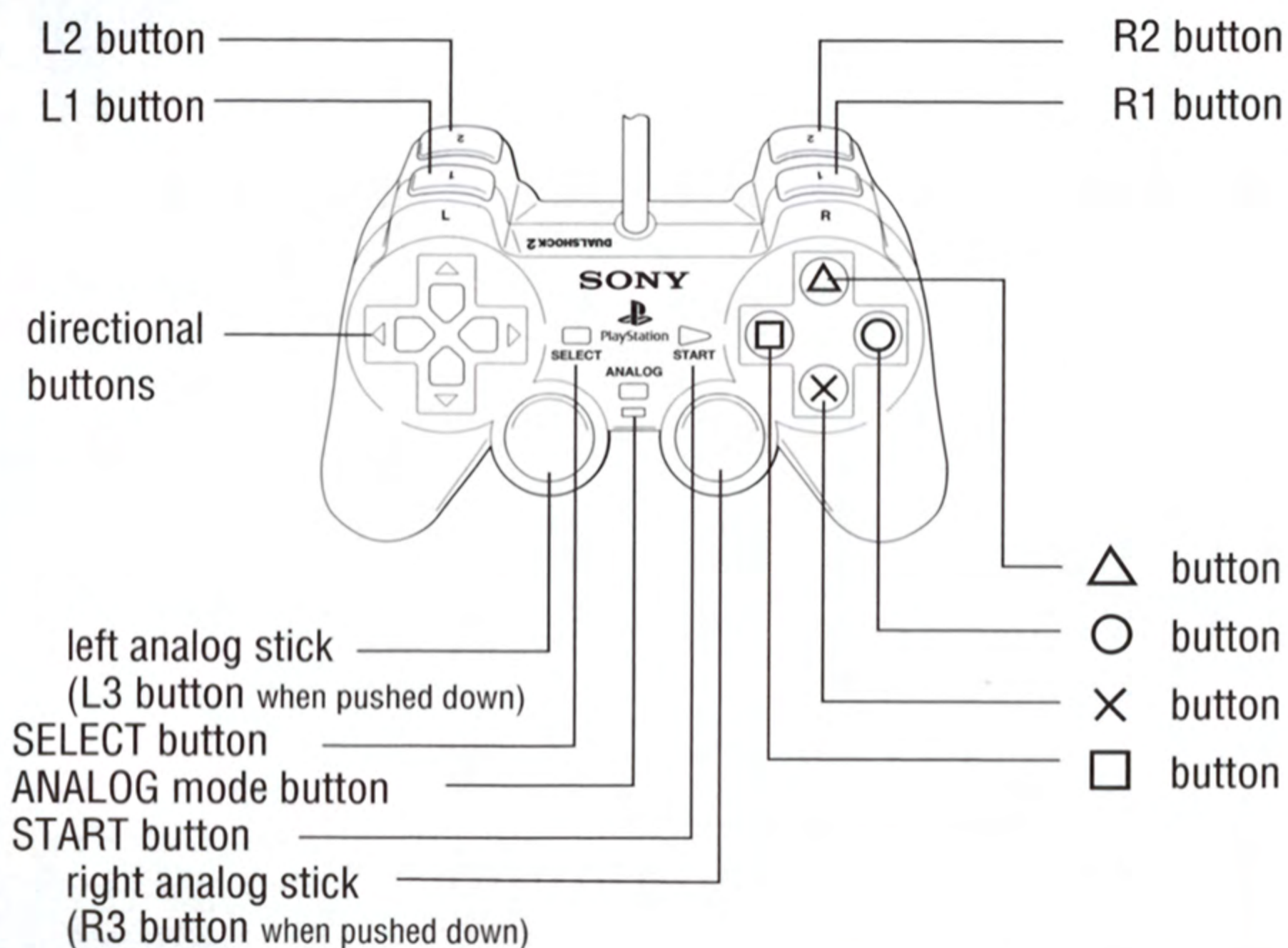
GETTING STARTED



Set up your PlayStation®2 computer entertainment system according to the instructions in its Instruction Manual. Make sure the MAIN POWER switch (located on the back of the console) is turned on. Press the RESET button. When the power indicator lights up, press the OPEN button and the disc tray will open. Place the *Fugitive Hunter*™ disc on the disc tray with the label side facing up. Press the OPEN button again and the disc tray will close. Attach game controllers and other peripherals, as appropriate. Follow on-screen instructions and refer to this manual for information on using the software.

CONTROLS

DUALSHOCK®2 analog controller



Fugitive Hunter is best played with the DUALSHOCK®2 analog controller. The controller should be connected to controller port 1, and the mode indicator should be red (ON).

When Vibration is set to ON from the Game Options screen, the controller will vibrate if you are hit or when you fire a weapon.

Memory Cards

To save game settings and progress, insert a memory card (8MB) (for PlayStation®2) into MEMORY CARD slot 1. You can load saved game data from the same memory card, or from any memory card containing previously saved *Fugitive Hunter* games.

At least 80KB of free space must be available on the memory card in order to save. If less free space exists, erase older data before saving. Do not remove the memory card or turn off the power to the PlayStation®2 while data is being saved or loaded, or you may lose game data.

First-Person Shooter Mode:

Choose to play using Control Type A (shown), B or C. See Control Options on page 12 for details.

ACTION	CONTROL
JUMP	L1 button
CROUCH	L2 button
FIRE PRIMARY	R1 button
FIRE SECONDARY	R2 button
QUICK 180°	R3 button (double tap)
CENTER VIEW	R3 button + L3 button
NEXT WEAPON	▲ button
TARGET LOCK	■ button (hold to remain locked on)
RELOAD	● button
INTERACT	✕ button
AIM	right analog stick
AIM (slow)	L3 button + right analog stick
PAUSE	START button
INVENTORY	SELECT button
MOVE/STRAFE	left analog stick
LEAN LEFT	left directional button
LEAN RIGHT	right directional button
SNIPER VIEW ZOOM IN	up directional button
SNIPER VIEW ZOOM OUT	down directional button

Fighting Mode:

You can use the following actions in this mode:

FIGHTING ACTION	CONTROL
KICK	✕ button
LEFT PUNCH	▲ button
RIGHT PUNCH	● button
BLOCK	■ button

You can create special moves by combining the directional buttons and the ✕, ▲, ■ or ● buttons.

SPECIAL MOVE

CONTROL

LEFT UPPERCUT

up + ▲ button

RIGHT UPPERCUT

up + ● button

LEFT BODY BLOW

down + ▲ button

RIGHT BODY BLOW

down + ● button

ROUNDHOUSE KICK

left + x button

SUPER PUNCH COMBO

Circle + x button

RANDOM SUPER PUNCH COMBO

Changes from fight to fight. Watch screen closely!

RANDOM SUPER KICK COMBO

Changes from fight to fight. Watch screen closely!

Capture Mode:

Once you have fought the fugitive, capture and cuff them by rapidly pressing the **x** button.

Movement:

Push the **left analog stick** up, down, left or right slightly to walk in the same direction on screen. Push it all the way to run.

Weap on Fire:

Press the **R1** button to fire the weapon using the primary ammo. Press the **R2** button to fire it using the secondary ammo.

For weapons without secondary ammo, press the **R2** button for a melee attack.

Note: With the Dragon and Tactical Shotgun, you may only fire the secondary attack when the small blue bar (next to the ammo icon) is fully charged.

STORY

At the dawn of the 21st century, the number of fugitives wanted by the FBI soared to record levels. Federal agencies were overwhelmed with unsolved cases. Fugitives became more unpredictable, and the Top Ten Most Wanted were increasingly linked to terrorism. This emergence of worldwide terror networks caused unprecedented casualties abroad and at home. To deal with this crisis, Congress ordered the creation of CIFR ("Sy-fur"), the Criminal Interdiction and Fugitive Recovery task force. Hosted by the state department, CIFR's primary objective is to hunt down the world's fugitives and bring them in alive. Hand-picked by the military to lead CIFR's Alpha-team, Lieutenant Jake Seaver is a veteran of counterterrorism and urban warfare. In 1999, a covert mission was launched to hunt down and capture top terrorist leaders. Seaver was assigned to this mission, on the Afghan/Pakistani border.



As Seaver, a former Navy SEAL and current Fugitive Recovery agent, you must pursue criminals too elusive and dangerous for law enforcement agencies. You'll need to balance analytical prowess and physical strength to gather evidence and defeat your enemies throughout your journey.

The adventure begins in Miami, where your first mission is to capture Jamal Richardson and Casey Webber, leaders of the Biscayne Posse. Initial evidence seems to reveal the gang's connection to militia groups in Utah. You'll travel to exotic locations worldwide, uncovering clues and unraveling a web of terror that leads to the Middle East.

Complete objectives and capture fugitives alive to develop skills, gain reward money, and hunt increasingly dangerous criminals. You must use skill and cunning to overwhelm your targets, force them into submission, and bring them in alive.

THE FUGITIVES

MIAMI, FLORIDA, USA




Jamal Richardson was an accomplice in a series of murders and bank robberies perpetrated by the Biscayne Posse. Richardson held two hostages at gunpoint while his partner, Casey Webber, executed them. Richardson should be considered armed and dangerous. Reward: \$15,000.



Casey Webber was the key figure in a series of violent bank robberies that resulted in the death of two security guards and six hostages. His gang, the Biscayne Posse, is heavily armed with handguns, shotguns and grenades. Webber should be considered armed and extremely dangerous. Reward: \$25,000.

THUNDER ROCK, UTAH, USA




Charles Marcus has been linked to more than 20 homicides in the western United States. Several of Marcus' victims were targets of the Patriots, a militia group that supplies weapons and explosives to criminal organizations. Marcus works primarily as a contract killer for the Patriots and was last seen in Thunder Rock, Utah. Marcus should be considered armed and dangerous. Reward: \$50,000.



Lucas Benjamin Aker is the suspected leader of the Utah-based Patriots militia group. He is believed to be the main supplier of black-market arms and explosives to drug cartels in Latin America, including the notorious Perez Cartel. Aker is alleged to have manufactured several "Suitcase Nukes" for sale to drug cartels and terrorist groups. Aker should be considered armed and extremely dangerous. Reward: \$75,000.

PRIVATE ISLAND, CARIBBEAN




Armando Rojas is the chief of security for Eduardo Perez's worldwide smuggling network. He personally oversees the majority of Perez's operations, and has been linked to the Patriots militia group in Utah. Rojas should be considered armed and dangerous. Reward: \$100,000.



Eduardo Carlos Perez is the alleged head of the Perez Drug Cartel, based on a private island in the Caribbean. Perez uses his drug money to purchase black-market weapons and high-grade explosives. He is believed to be the middleman between the Patriots' bomb-making operation in Utah and Al Say'f terror cells in Paris. Perez is a frequent traveler to France and Spain. Armies of mercenary soldiers protect him, and armed bodyguards travel with him. He should be considered extremely dangerous. Reward: \$250,000.

NORTHERN PARIS, FRANCE



Ali Binasi is a high-ranking member of the Al Queda terrorist group and has been implicated in dozens of bombings around the world. He is suspected to be operating an underground terrorist cell somewhere in Paris. He was educated in Europe and is fluent in French, German, English and Arabic. He should be considered armed and dangerous. Reward: \$500,000.



Amand Aziz is the right-hand man to Osama Bin Laden, head of the radical terrorist group Al Queda. Aziz is responsible for delivering Bin Yasin's orders and funds to terrorist cell planners throughout the world. Aziz keeps his contacts secret, and his capture could provide crucial information as to the whereabouts of Al Queda terror cells. He should be considered armed and dangerous. Reward: \$500,000.



Hostinec Drobek is alleged to have used securities fraud and money laundering to funnel millions of dollars to known terrorist groups, including the violent Al Qaeda organization. Drobek is trained in martial arts, and should be considered armed and extremely dangerous. Reward: \$750,000.



JALALABAD, AFGHANISTAN

Dr. Al Nur is the primary special munitions expert of the Al Qaeda terrorist organization. He is personally responsible for training hundreds of bomb makers at a training camp in Afghanistan. Al Nur is highly educated in nuclear physics, and has manufactured several "Suitcase Nukes" for Al Qaeda. Proceed with extreme caution. Reward: \$1,000,000.



Osama Bin Laden is the known leader and highest-ranking member of the Al Qaeda terrorist organization. He is personally responsible for the funding, planning and operation of the group, which has terrorist cells in over fifty countries. Bin Laden travels with an army of elite terrorist soldiers, and should be considered armed and extremely dangerous. Reward: \$25,000,000.

MAIN MENU



New Game

Start a new mission.

Load Game

Load the last saved mission.

Training

Watch the training videos to learn more about gameplay, features, controls and tips.

Options

See page 12 for details.

Special Features

Check this out to see lots of surprises!

SAVING AND LOADING

With Auto Save enabled (from the Game Options menu), games are automatically saved after you complete a level. To Load a saved game, select Load Game from the Main Menu.

MISSION SELECT

Most Wanted Fugitives

		
JAMAL RICHARDSON	CASEY WEBBER	CHARLES MARCUS
		
LUCAS AKER	ARMANDO ROJAS	EDUARDO PEREZ

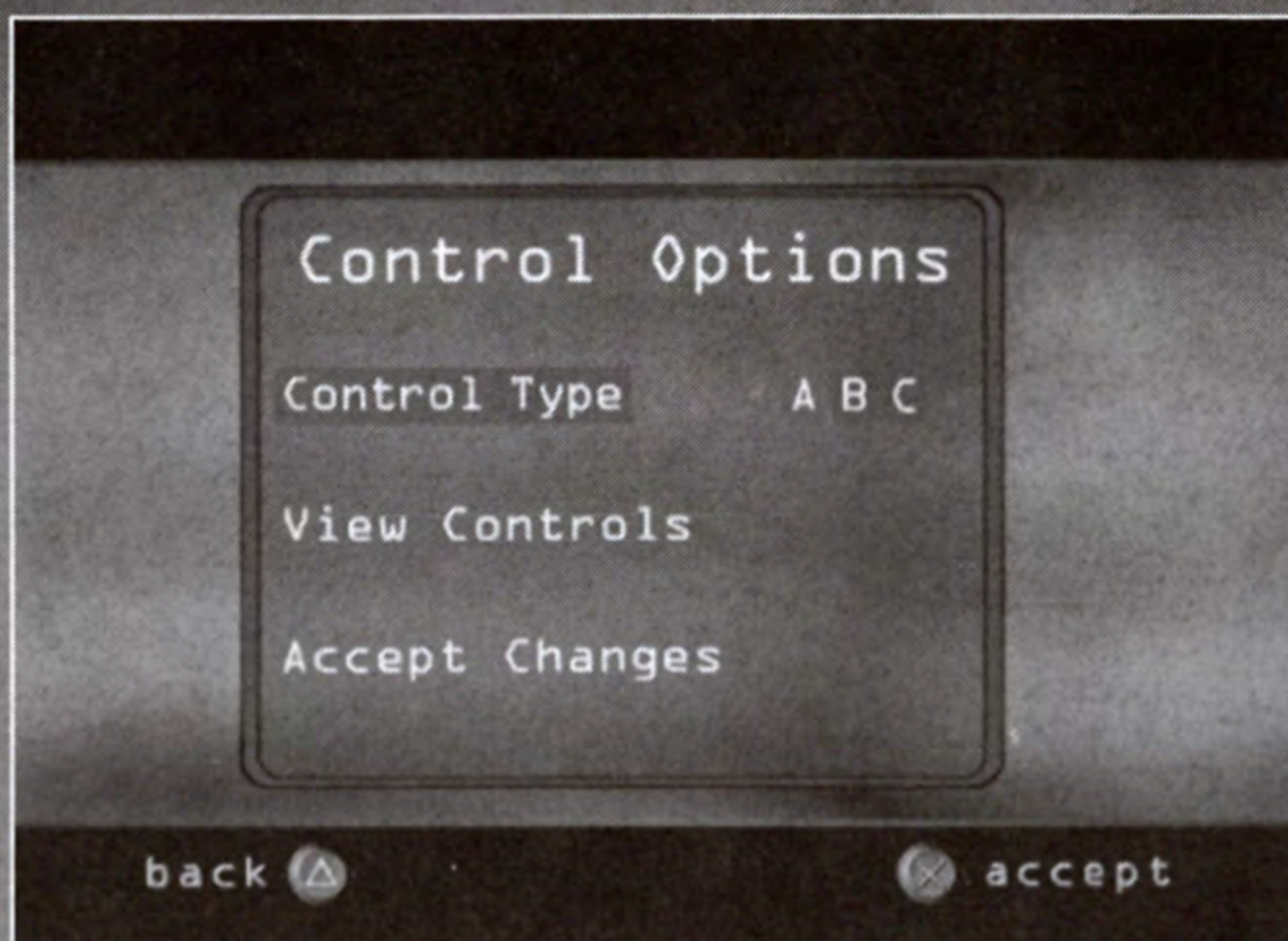
menu   more info

You must play the missions in order and you cannot return to a prior mission.

OPTIONS

Select Options from the Main Menu to display the Options menu. From here, select Control Options, Game Options or Audio Options.

CONTROL OPTIONS



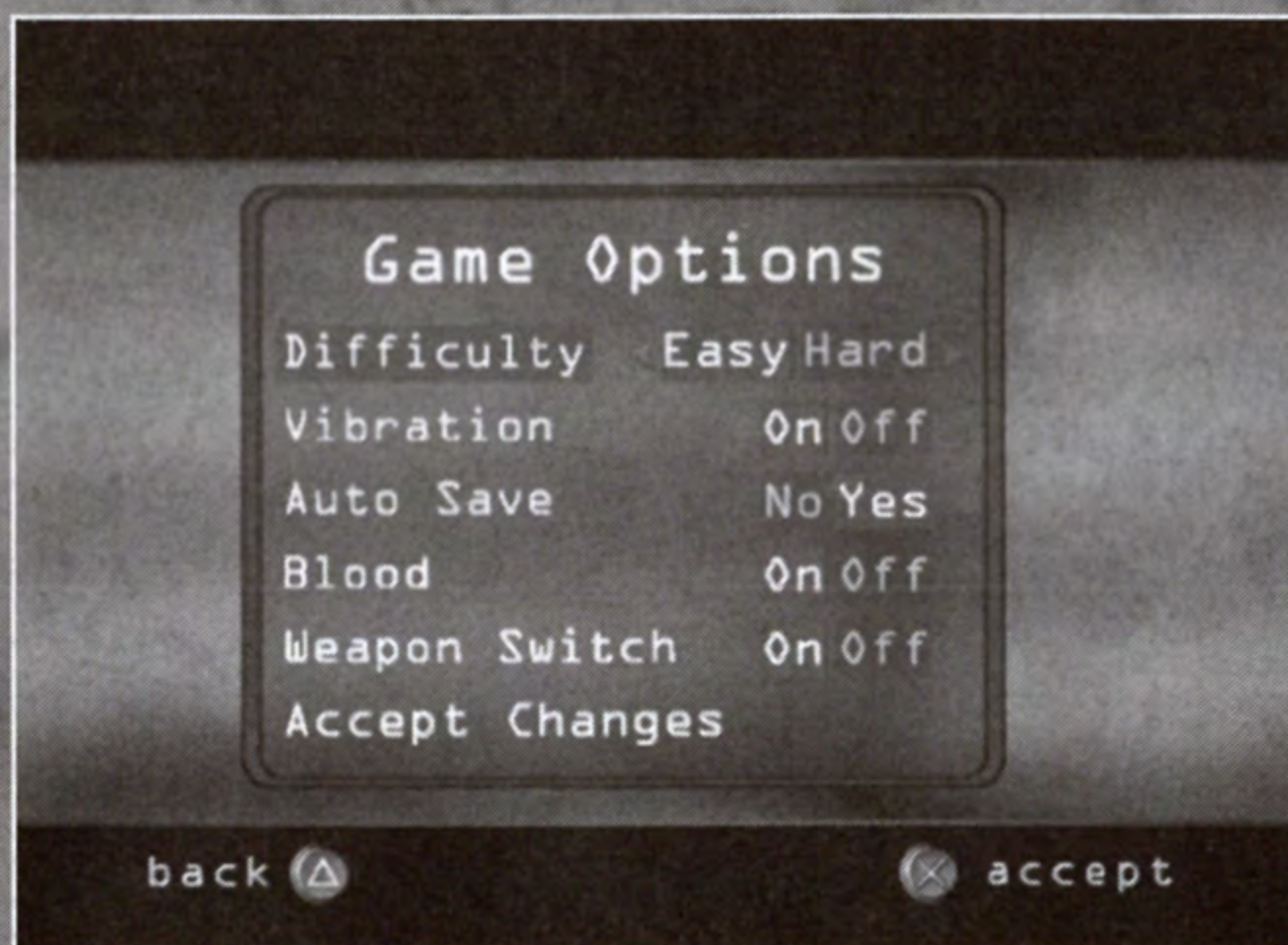
Control Type

Select Control Type A (standard/recommended), B or C.

View Controls

Show the difference between Control Types A, B and C.

GAME OPTIONS



Difficulty

Select the Easy (more continues) or Hard (fewer continues) setting.

Vibration

Turn vibration ON/OFF.

Auto Save

Turn ON to automatically save your game in each level.

Blood

Turn ON to show blood in the game.

Weapon Switch

This option allows you to control whether or not the game switches automatically to a new weapon when you pick it up. Turn ON to enable this option.

AUDIO OPTIONS



Setup

Select the Stereo, Dolby or Mono setting.

Music Volume

Adjust the music volume.











SFX Volume

Adjust the sound effects volume.

Speech Volume

Adjust the speech volume.

WEAPONS AND AMMO

PICTURE	WEAPON	PRIMARY	SECONDARY
	ENFORCER	BULLET	MELEE ATTACK*
	FLÉCHETTE DARTGUN	DART	MELEE ATTACK*
	TACTICAL SHOTGUN	BULLET	FLASH EFFECT
	DOUBLE-BARREL SHOTGUN	BULLET	MELEE ATTACK*
	GRENADE LAUNCHER	GRENADE	GRENADE**
	DRAGON	FLAME	FLAME-BOMB
	AKS-74U	BULLET	MELEE ATTACK*
	RPG-7	ROCKET	MELEE ATTACK*
	SNIPER RIFLE	BULLET	MELEE ATTACK*
	CAR4 ASSAULT RIFLE	BULLET	MELEE ATTACK*

*These weapons come with only one type of ammunition. The rest can fire a secondary ammo type.

Variable Velocity Grenade (press and hold **R2 button for additional distance)

WEAPONS MODIFICATIONS

You can modify certain weapons by adding a scope and/or a silencer:

WEAPON	SCOPE	SILENCER
ENFORCER	YES	YES
FLÉCHETTE DARTGUN	YES	NO
TACTICAL SHOTGUN	YES	NO
DOUBLE-BARREL SHOTGUN	NO	NO
GRENADE LAUNCHER	YES	NO
DRAGON	NO	NO
AKS-74U	NO	YES
RPG-7	NO	NO
SNIPER RIFLE	ATTACHED	YES
CAR4 ASSAULT RIFLE	YES	YES

As you find scopes and silencers in each level, they will be automatically attached to your weapons. You can remove them via your Inventory (see page 18).

PICK-UPS

Walk over these objects to gain additional health, armor, ammunition or lives.

Health Packs

If you've taken damage, walk over one of these to receive an immediate health increase.



First Aid Kit

Each First Aid Kit restores 2% health. If your health is already at the maximum (100%), the First Aid Kit will remain on the ground for later use.



Medical Bag

Each Medical Bag restores 50% health. If your health is already at the maximum (100%), the Medical Bag will be added to your Inventory for later use. To access the Medical Bag(s) in your Inventory, press the **SELECT** button, cycle to the Medical Bag icon, then press the **X** button. One bag will be used each time you press the **X** button.

Armor

Body armor plates are held together with titanium weave to provide C1FR agents maximum protection while on a mission. If your current armor rating is the maximum allowed, light armor remains on the ground for later use.



Light Armor

This restores 50% of armor.



Heavy Armor

This equips you with 200% armor (twice the standard protection).

Ammo



WHITE BOX	ENFORCER AMMO
YELLOW BOX	CAR4 ASSAULT RIFLE AND AKS-74U AMMO
GRAY BOX	DOUBLE-BARREL / TACTICAL SHOTGUN AMMO
RED BOX	SNIPER RIFLE AMMO
RED GRENADE BOX	AIRBURST GRENADE
GREEN GRENADE BOX	HOMING GRENADE
BLACK GRENADE BOX	TV-GUIDED GRENADE
ROCKETS	RPG-7 ROCKETS
FUEL CANISTER	DRAGON FUEL
LIGHT BLUE BOX	FLÉCHETTE DARTGUN

If you don't have enough room to hold new ammo, it remains on the ground for later acquisition.

Continue



Hidden in each level area are one or more secret Continue tokens. You will get an extra life for each one that you find.

GAME SCREEN



A Heads-Up Display shows important character statistics:

Health

Displays how much health you have.

Armor

Displays how much armor you have.

Identification Icon

Helps to identify fugitives (orange), goons (red) and civilians (blue).

Radar

Displays your orientation and your current objective.

Ammo

Shows the amount of ammo the equipped weapon has in the clip and the number of rounds held in reserve.

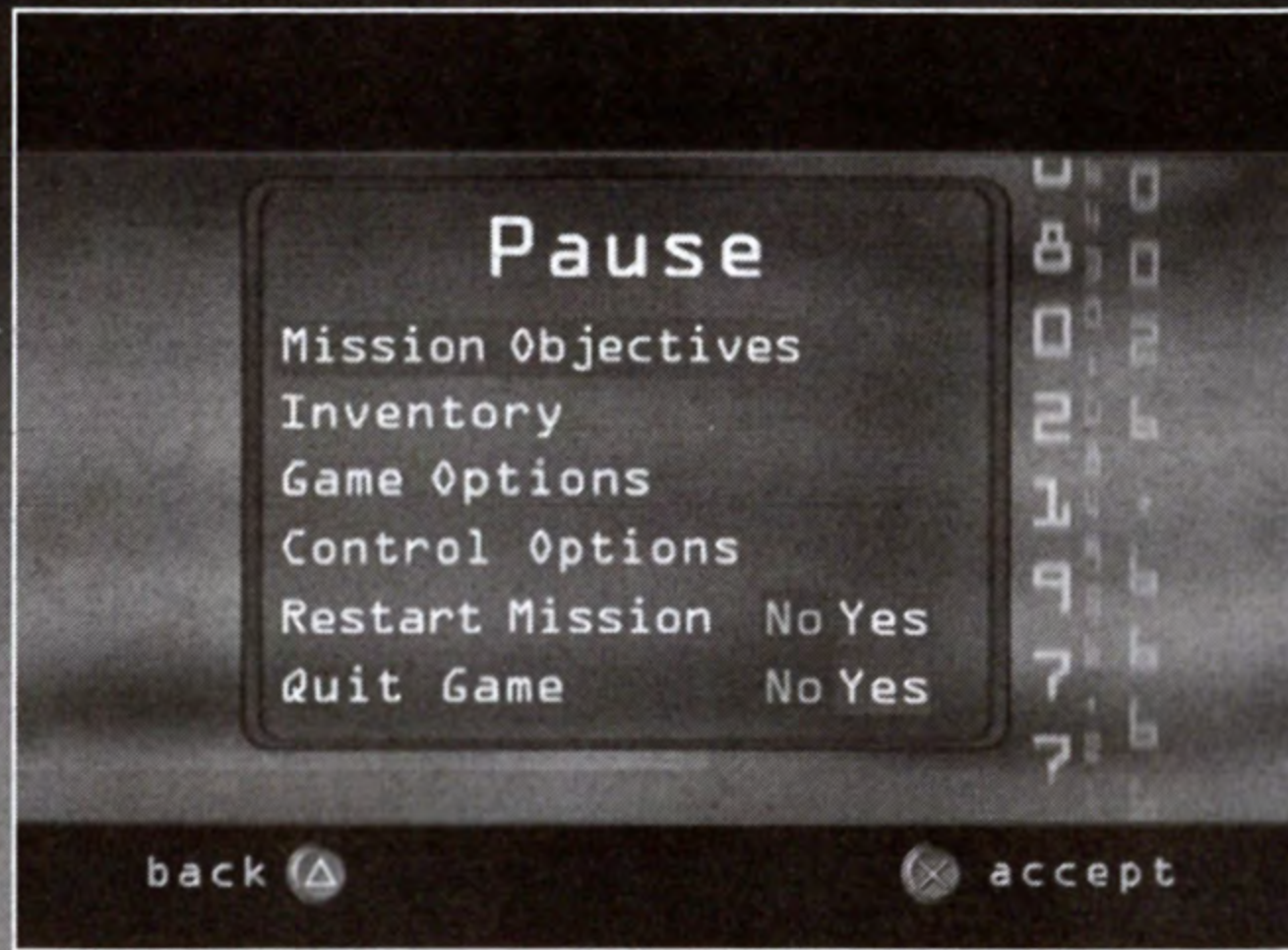
Continues

Displays the number of your remaining lives.

Weapon Equipped

Shows the currently equipped weapon.

PAUSE SCREEN



To pause the game and view this screen at any time, press the **START** button. Then choose from the following:

Mission Objectives

See page 18 for details.

Inventory

See page 18 for details.

Game Options

See page 20 for details.

Control Options

See page 12 for details.

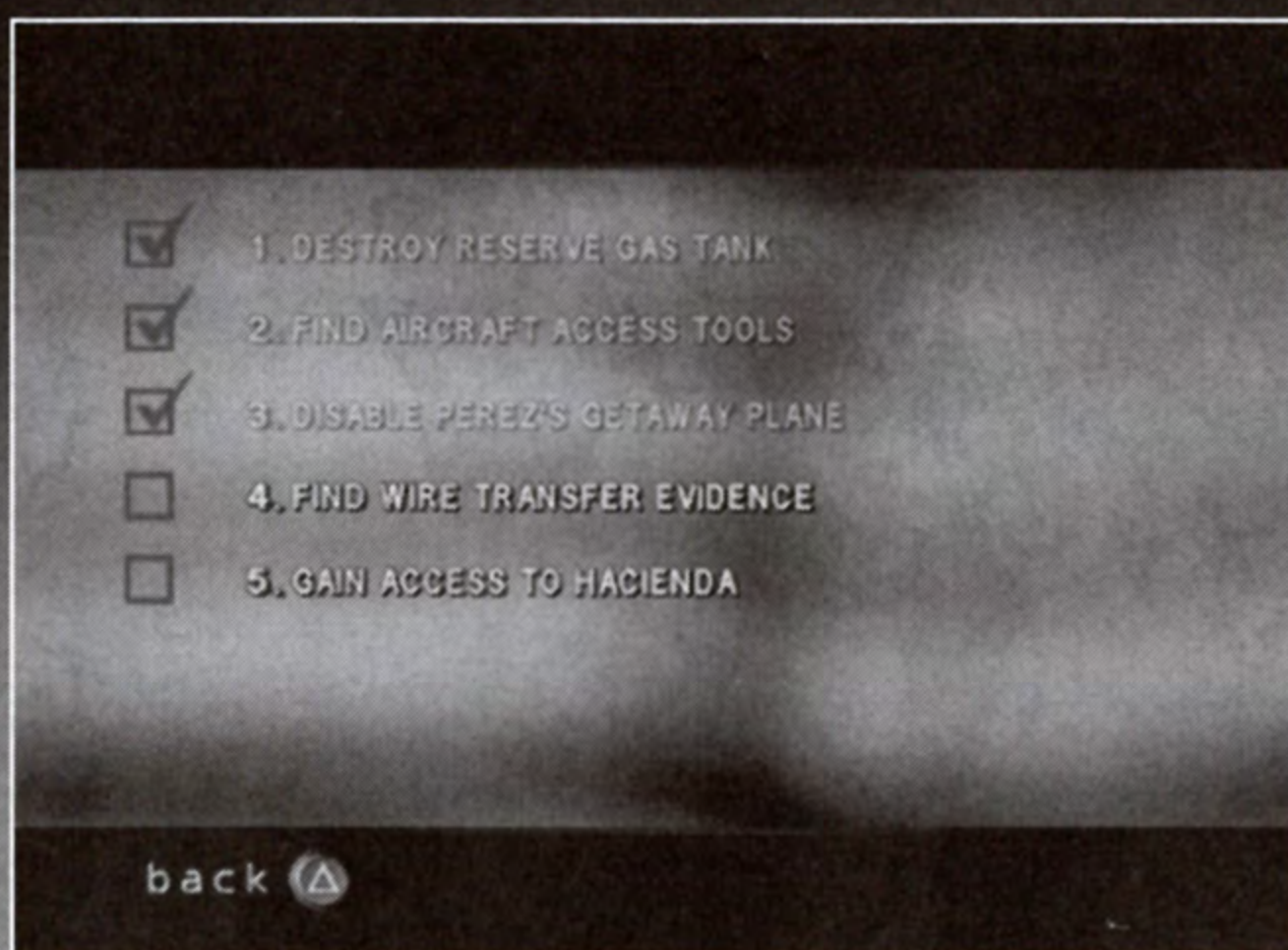
Restart Mission

Start the mission over again.

Quit Game

Quit without saving.

MISSION OBJECTIVES



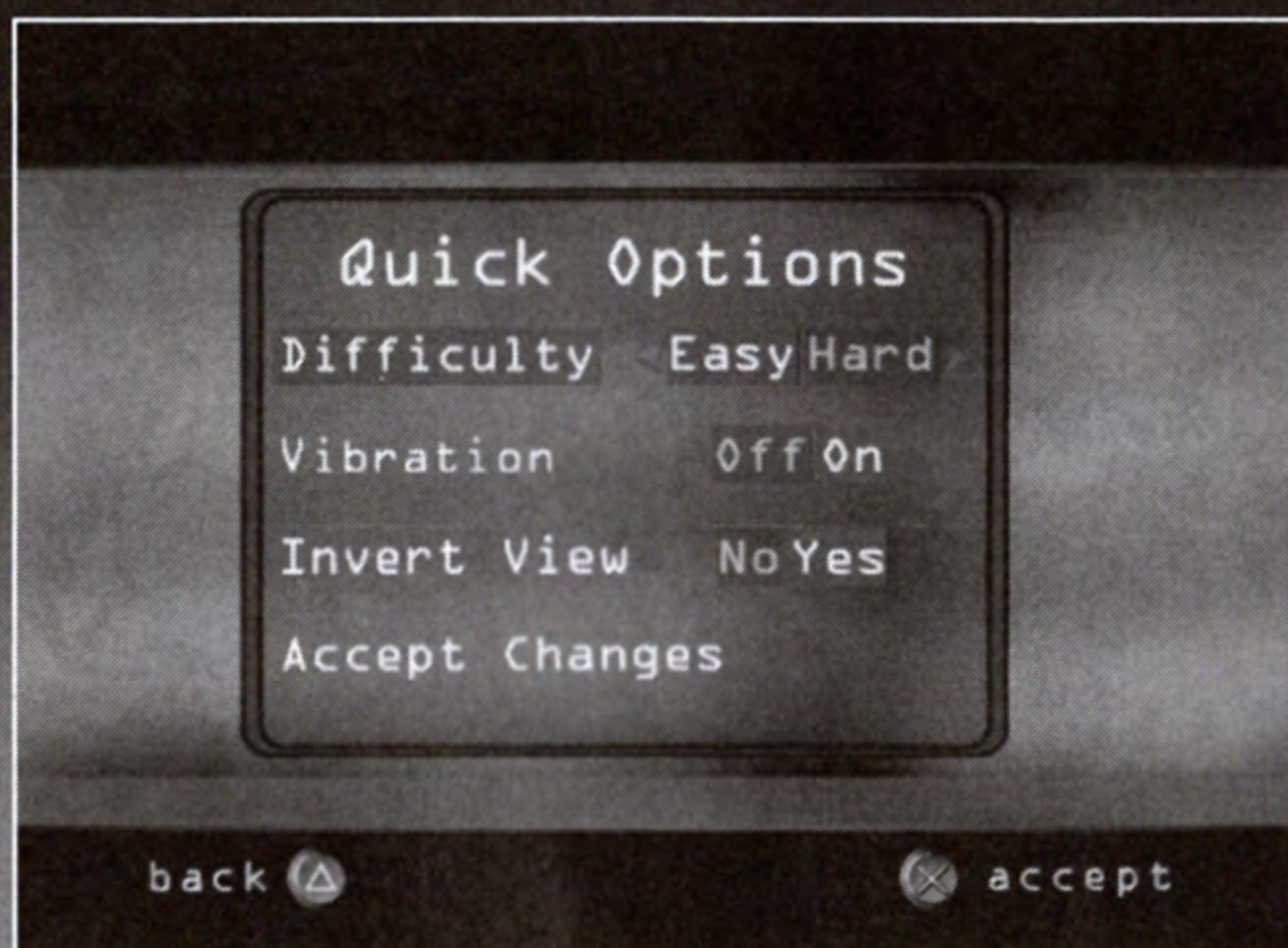
This screen reviews all objectives required to complete the mission. There is always at least one task listed in each load area. A check mark appears next to each task entry once it has been completed.

INVENTORY



Items in your Inventory may include Weapons, Ammo, Bare Hands, Health, Scope and Silencer. To access your items at any time, press the **SELECT** button to bring up the Pause screen and then select the Inventory option. In the Inventory, use the directional buttons to make a selection, then press the **X** button to confirm your choice.

QUICK OPTIONS



When you begin a game, this menu allows you to set up certain options.

Difficulty

Select the Easy (more continues) or Hard (fewer continues) setting.

Vibration

Turn vibration ON/OFF.

Invert View

When this option is turned ON, the **right analog stick** works like an aircraft control stick (pressing up tilts the view down, pressing down tilts the view up).

PAUSE / GAME OPTIONS



When you pause during gameplay, then select Game Options, you can access the following:

Music Volume

Adjust the music volume.

SFX Volume

Adjust the sound effects volume.

Speech Volume

Adjust the speech volume.

Invert View

When this option is turned ON, the **right analog stick** works like an aircraft control stick (pressing up tilts the view down; pressing down tilts the view up).

Vibration

Turn vibration ON/OFF.

CREDITS

BLACK OPS ENTERTAINMENT, LLC

Story/Concept

John Botti

Technical Director/Project Manager

Will Botti

Game Design

John Botti

Will Botti

Jake Cotton

Lead 3D Artist

Jake Cotton

Lead 2D Artist

Narry Kahng Cinelli

Character Art

Huan Phan

Lead Engineers/Audio Programming

Will Botti

Scott Milner

Engineers

Michael Sacco

Bryan Perfetto

Brayton Matheson

Brian Bradshaw

Justin Butler

Neal Addicott

Jason Kim

Level Design/Scripting

Neal Addicott

Jason Kim

Jake Cotton

Jon Bailey

Scott Milner

Brian Bradshaw

3D Animation

Kim Haines

Ivan Bouinatchov

Randy Mills

3D Artists

Mike Laygo

Brian Sanchez

John Meehan

Jason Greenberg

Bobby Coddington

Additional Programming

Kyle Riccio

Matthew C. Harmon

Steven Yuen

Matt Carlone

Brad Carney

Scott Musler

Writing

John Botti

United States Marine Corps

Will Botti

Video/Audio Editing

Miguel Ortiz

Manuela de Sousa

John Botti

Audio Direction

John Botti

Will Botti

Tommy Tallarico Studios, Inc.

Additional Tech Direction

Jose Villeta

Kyle Riccio

Additional Art

Tricia Vitug

Mike Field

Jon Bailey

Game Production

John Botti — Producer

Kaycee Vardeman — Associate
Producer

Jessica Budin — Line Producer

Technical Consultants

Frank Harrill — FBI

Maury Sumlin — Santa Monica PD

Londale M. Theus — Santa Monica PD

Alan Guy — Santa Monica PD

Staff Sgt. Chad McMeen — USMC

Captain Shawn D. Haney — USMC

Officer Michael Hjelmstad — USMC

35mm Commercial Production

Black Ops Entertainment, LLC

John Botti — Writer/Director/
Exec. Producer

Jessica Budin — Producer

Ted Caloroso — Director of
Photography

Jeff Ferraro — Gaffer

Chad Stahelski — Stunt Coordinator

Smashcut, Inc. — Stunts

Mark Beyers — Effects

Chris Eckles — Jake Seaver

Jake Cotton — Prop Master

Motion Capture Studios

Motion Analysis Studios

House of Moves, Inc.

Motion Capture Production

John Botti — Director

Jessica Budin — Line Producer

Chad Stahelski — Stunt Coordinator

Dave Leitch — Assistant Stunt
Coordinator

Stunts provided by Smashcut, Inc.

Manuela de Sousa — Photography/
Video

Motion Capture Talent

Chad Stahelski
Mike Gunther
Londale M. Theus
Alan Guy

Character Models

Chris Eckles
Will Woodard
Carlos Villeta
Carl Botti
Antonio Valentino
Michael Teague
Hedi Belkadi
Joe Toppe
Deep Katdare
John L. Willamette
Heather Poon
Lisa Rivera
Sandra Ferguson

Songs

Ponti/Swampkat
Tommy Tallarico
Mr. Re
Mr. Re/Haru/Lost Angels
Kadosha
Ark 21
Chico N' Coolwaada
Ron Fish
Opus1 Production Music Library, LLC

Music Supervisor

Maissa Dauriac, Syncope
Entertainment

"Istanboogie"

"Boozaza"

"Tin Tin"

All tracks written by Oojami

All songs published by IRS Music
(BMI)

Oojami appear courtesy of ARK21

Sound FX

Tommy Tallarico Studios, Inc.
Joey Kuras
Blitz Digital Studios
Tom Orsi

Video Narration

Will Lyman

Voice Over Actors

Staff Sgt. Chad McMeen – USMC
Officer Michael Hjelmstad – USMC
Will Woodward
Syrus Yarbrough
Kawika Storch
Jean-Christophe Bornaghi
Francois Maurin
Cherry Shore
Samuel Ware

Lisa Rivera

Sandra Ferguson

Hedi Belkadi

Salar Ghotbzadeh

Sahab Saeidi

Hicham Bouhmad

Johanan Reece (Haru)

Kenyon Gilbert (Kadosha)

Jose Villeta

Ted Caloroso

John Botti

Jake Cotton

Keith Neal

Johanna Sanchez

Alan Lasky

Neal Addicott

Rafael Curulla

Will Botti

ENCORE SOFTWARE

Development Manager/Producer
Kevin Hoekman

QA Supervisor

Fadi Awed

QA team

Andrew Simpson

Ron Duke

Omar Castillion

Vice President of Marketing

Jill Griffin

Vice President of Licensing &
Business Development

Richard Lowenthal

Product Marketing Manager

Dennis Roy

Creative Services Manager

Thom Dohner

Traffic Coordinator

Ray Massery

Special Thanks

Mike Bell

Ken Sepulveda

Dave Worle

Dawn & Brittany

TECHNICAL SUPPORT AND CUSTOMER SERVICE

Please visit our technical support web site at <http://www.encoreusa.com/support> and have the following information available:

- Product name
- A description of the problem, including error messages
- A list of steps that lead to the problem

Our Customer Service representatives can be reached at 1-310-719-2890 Monday-Friday 8:00AM to 5:00PM (PST). Please be advised that this is not a toll-free call and we do not provide game play support.

Unfortunately, we cannot provide game play support or manuals for the 500-plus titles we distribute. However, please visit the Fugitive Hunter website www.fugitive-hunter.com. Our technical support is limited to ensuring that the product or game runs on your system as designed. Many of our games have built in help menus and/or read me files that accompany them. Please be advised that Encore does not control, and disclaims any responsibility or liability for, the functioning and performance of third-party web sites and any content on or available through third-party web sites. Beyond that, the Internet is a great resource for information.

END-USER LICENSE AGREEMENT (EULA)

USE OF THIS PROGRAM IS SUBJECT TO THE SOFTWARE LICENSE TERMS SET FORTH BELOW. "PROGRAM" INCLUDES THE SOFTWARE INCLUDED WITH THIS AGREEMENT, THE ASSOCIATED MEDIA, ANY PRINTED MATERIALS AND ANY ON-LINE OR ELECTRONIC DOCUMENTATION, AND ANY AND ALL COPIES AND DERIVATIVE WORKS OF SUCH SOFTWARE AND MATERIALS. BY OPENING THIS PACKAGE, AND/OR USING THE PROGRAM, YOU ACCEPT THE TERMS OF THIS LICENSE WITH ENCORE SOFTWARE, INC. ("ENCORE").

LIMITED USE LICENSE. Encore grants you the non-exclusive, non-transferable, limited right and license to use one copy of this Program solely and exclusively for your personal use. All rights not specifically granted under this Agreement are reserved by Encore. This program is licensed, not sold. Your license confers no title or ownership in this Program and should not be construed as a sale of any rights in this Program.

OWNERSHIP. All title, ownership rights and intellectual property rights in and to this Program and any and all copies thereof (including but not limited to any titles, computer code, themes, objects, characters, character names, stories, dialog, catch phrases, locations, concepts, artwork, animation, sounds, musical compositions, audio-visual effects, methods of operation, moral rights, and any related documentation, incorporated into this Program) are owned by Encore or its licensors. This Program is protected by the copyright laws of the United States, international copyright treaties and conventions and other laws. This Program contains certain licensed materials and Encore's licensors may protect their rights in the event of any violation of this agreement.

YOU SHALL NOT:

- Exploit this Program or any of its parts commercially, including but not limited to use at a cyber café, computer gaming center or any other location-based site.
- Sell, rent, lease, license, distribute or otherwise transfer this Program, or any copies of this Program without the express prior written consent of Encore.
- Reverse engineer, derive source code, modify, decompile, disassemble or create derivative works of this Program, in whole or in part.
- Remove, disable or circumvent any proprietary notices or labels contained on or within the program.
- Export or re-export this Program or any copy or adaptation in violation of any applicable laws or regulations.

LIMITED WARRANTY. Encore warrants to the original consumer purchaser of this Program that the recording medium on which the Program is recorded will be free from defects in material and workmanship for 90 days from the date of purchase. If the recording medium is found defective within 90 days of the original purchase, Encore agrees to replace, free of charge, any product discovered to be defective within such period upon its receipt of the Product, postage paid, with proof of the date of purchase, as long as the Program is still being manufactured by Encore. In the event that the Program is no longer available, Encore retains the right to substitute a similar program of equal or greater value. This warranty shall not be applicable and shall be void if the defect has arisen through abuse, mistreatment, or neglect. Any implied warranties prescribed by statute are expressly limited to the 90-day period described above.

EXCEPT AS SET FORTH ABOVE, THIS WARRANTY IS IN LIEU OF ALL OTHER WARRANTIES, WHETHER ORAL OR WRITTEN, EXPRESS OR IMPLIED, INCLUDING ANY WARRANTY OF MERCHANTABILITY, FITNESS FOR A PARTICULAR PURPOSE OR NON-INFRINGEMENT, AND NO OTHER REPRESENTATIONS OR CLAIMS OF ANY KIND SHALL BE BINDING ON OR OBLIGATE ENCORE.

When returning the Program for warranty replacement please include: (1) the complete product in good condition (all discs, manuals and printed materials); (2) the box with the UPC code intact; (3) Your original dated receipt; (3) your original dated receipt; (4) a brief note describing the defect, the problem(s) you encountered and the system on which you are running the program; (5) a letter or card with your full name and return mailing address Note: certified mail recommended.

In the US send to: Encore Software, Inc. 16920 South Main Street, Gardena, CA 90248 Attn.: Customer Service

LIMITATION OF DAMAGES. IN NO EVENT WILL ENCORE BE LIABLE FOR SPECIAL, INCIDENTAL OR CONSEQUENTIAL DAMAGES RESULTING FROM POSSESSION, USE OR MALFUNCTION OF THE PROGRAM, INCLUDING DAMAGES TO PROPERTY, LOSS OF GOODWILL, COMPUTER FAILURE OR MALFUNCTION, AND, TO THE EXTENT PERMITTED BY LAW, DAMAGES FOR PERSONAL INJURIES, EVEN IF ENCORE HAS BEEN ADVISED OF THE POSSIBILITY OF SUCH DAMAGES. ENCORE'S LIABILITY SHALL NOT EXCEED THE ACTUAL PRICE PAID FOR THE LICENSE TO USE THIS PROGRAM. SOME STATES/COUNTRIES DO NOT ALLOW LIMITATIONS ON HOW LONG AN IMPLIED WARRANTY LASTS AND/OR THE EXCLUSION OR LIMITATION OF INCIDENTAL OR CONSEQUENTIAL DAMAGES, SO THE ABOVE LIMITATIONS AND/OR EXCLUSION OR LIMITATION OF LIABILITY MAY NOT APPLY TO YOU. THIS WARRANTY GIVES YOU SPECIFIC LEGAL RIGHTS, AND YOU MAY HAVE OTHER RIGHTS WHICH VARY FROM JURISDICTION TO JURISDICTION.

TERMINATION. Without prejudice to any other rights of Encore, this Agreement will terminate automatically if you fail to comply with its terms and conditions. In such event, you must destroy all copies of this Program and all of its component parts.

US GOVERNMENT RESTRICTED RIGHTS. The Program and documentation have been developed entirely at private expense and are provided as "Commercial Computer Software" or "restricted computer software." Use duplication or disclosure by the U.S. Government or a U.S. Government subcontractor is subject to the restrictions set forth in subparagraph (c)(1)(ii) of the Rights in Technical Data and Computer Science clauses in DFARS252.227-7013 or as set forth in subparagraph (c)(1) and (2) of the Commercial Computer Software Restricted Rights clauses at FAR 52.227-19, as applicable. The Contractor/Manufacturer is Encore Software Inc., 16920 South Main Street, Gardena, CA 90248.

INJUNCTION. Because Encore would be irreparably damaged if the terms of this Agreement were not specifically enforced, you agree that Encore shall be entitled, without bond, other security or proof of damages, to appropriate equitable remedies with respect to breaches of this Agreement, in addition to such other expenses arising directly or indirectly from your acts and omissions to act in using the Product pursuant to the terms of this Agreement.

MISCELLANEOUS. This Agreement represents the complete agreement concerning this license between the parties and supersedes all prior agreements and representations between them. It may be amended only by a writing executed by both parties. If any provision of this Agreement is held to be unenforceable for any reason, such provision shall be reformed only to the extent necessary to make it enforceable and the remaining provisions of this Agreement shall not be affected. This Agreement shall be construed under California law as such law is applied to agreements between California residents entered into and to be performed within California, except as governed by federal law and you consent to the exclusive jurisdiction of the state and federal courts in Los Angeles, California.

If you have any questions concerning this license, you may contact Encore at 16920 South Main Street, Gardena, CA 90284, 310-768-1800, Attn. Customer Service

Encore Software and the Encore logo are trademarks of Encore Software, Inc.

© 2002 Encore Software, Inc. All rights reserved.

Black Ops Game Engine © 1999-2003 by Black Ops Entertainment, LLC. Black Ops Entertainment is a Registered Trademark of Black Ops Entertainment, used by Atari under license. Fugitive Hunter is a Trademark of Black Ops Entertainment, LLC. Fugitive Hunter © 2003 by Black Ops Entertainment, LLC. All rights reserved. All other trademarks and registered trademarks are the property of their respective owners.

Dolby, Pro Logic, and the double-D symbol are trademarks of Dolby Laboratories.

