

NICKELODEON™

# EL TIGRE

THE ADVENTURES OF  
MANNY RIVERA™





## **⚠️ WARNING: PHOTSENSITIVITY/EPILEPSY/SEIZURES**

### **READ BEFORE USING YOUR PLAYSTATION®2 COMPUTER ENTERTAINMENT SYSTEM.**

A very small percentage of individuals may experience epileptic seizures or blackouts when exposed to certain light patterns or flashing lights. Exposure to certain patterns or backgrounds on a television screen or when playing video games may trigger epileptic seizures or blackouts in these individuals. These conditions may trigger previously undetected epileptic symptoms or seizures in persons who have no history of prior seizures or epilepsy. If you, or anyone in your family, has an epileptic condition or has had seizures of any kind, consult your physician before playing. IMMEDIATELY DISCONTINUE use and consult your physician before resuming gameplay if you or your child experience any of the following health problems or symptoms:

- dizziness
- altered vision
- eye or muscle twitches
- loss of awareness
- disorientation
- seizures
- any involuntary movement or convulsion

RESUME GAMEPLAY ONLY ON APPROVAL OF YOUR PHYSICIAN.

---

### **Use and handling of video games to reduce the likelihood of a seizure**

- Use in a well-lit area and keep as far away as possible from the television screen.
  - Avoid large screen televisions. Use the smallest television screen available.
  - Avoid prolonged use of the PlayStation 2 system.  
Take a 15-minute break during each hour of play.
  - Avoid playing when you are tired or need sleep.
- 

Stop using the system immediately if you experience any of the following symptoms: lightheadedness, nausea, or a sensation similar to motion sickness; discomfort or pain in the eyes, ears, hands, arms, or any other part of the body. If the condition persists, consult a doctor.

### **WARNING TO OWNERS OF PROJECTION TELEVISIONS:**

Do not connect your PlayStation 2 system to a projection TV without first consulting the user manual for your projection TV, unless it is of the LCD type. Otherwise, it may permanently damage your TV screen.

### **HANDLING YOUR PLAYSTATION 2 FORMAT DISC:**

- This disc is intended for use only with PlayStation 2 consoles with the NTSC U/C designation.
- Do not bend it, crush it or submerge it in liquids.
- Do not leave it in direct sunlight or near a radiator or other source of heat.
- Be sure to take an occasional rest break during extended play.
- Keep this compact disc clean. Always hold the disc by the edges and keep it in its protective case when not in use. Clean the disc with a lint-free, soft, dry cloth, wiping in straight lines from center to outer edge. Never use solvents or abrasive cleaners.



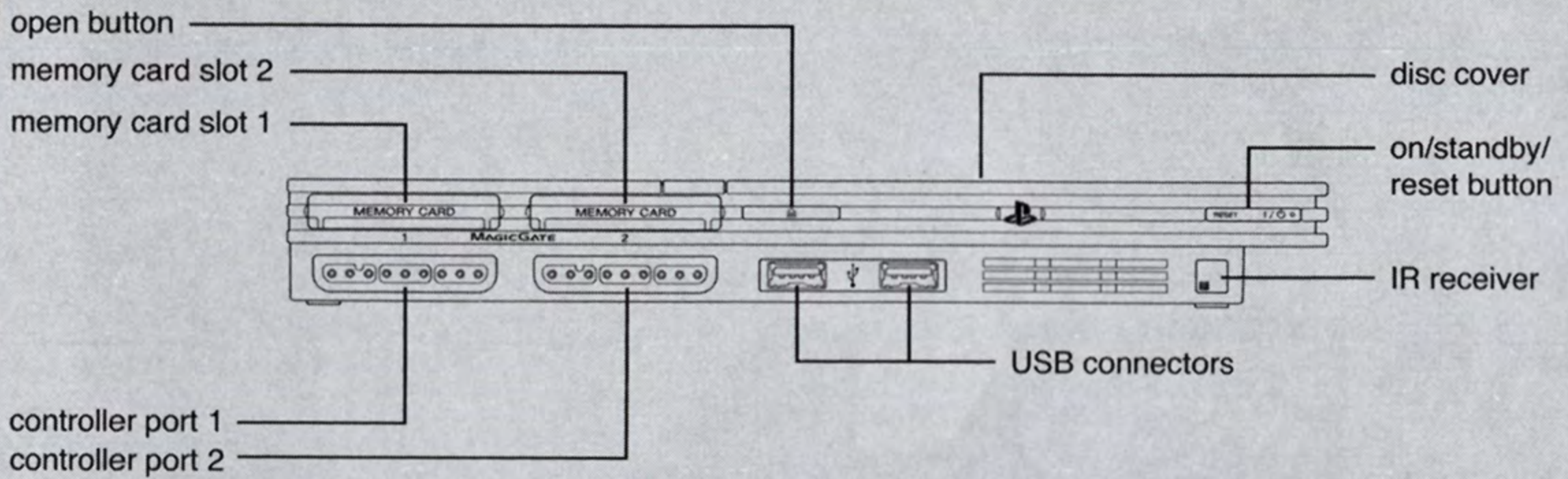
# CONTENTS

<b>Getting Started</b> .....	<b>2</b>
<b>Game Controls</b> .....	<b>3</b>
<b>The Story</b> .....	<b>4</b>
<b>Main Menu</b> .....	<b>4</b>
<b>Pause Menu</b> .....	<b>5</b>
<b>The World of El Tigre</b> .....	<b>6</b>
<b>Earning Macho Points</b> .....	<b>7</b>
<b>Fighting</b> .....	<b>7</b>
<b>Limited Warranty</b> .....	<b>9</b>





# GETTING STARTED



Set up your PlayStation®2 computer entertainment system according to the instructions supplied with your system. Check that the system is turned on (the on/standby indicator is green). Insert the *El Tigre*™ disc with the label side facing up. Attach game controllers and other peripherals as appropriate. Follow the on-screen instructions and refer to this manual for information on using the software.

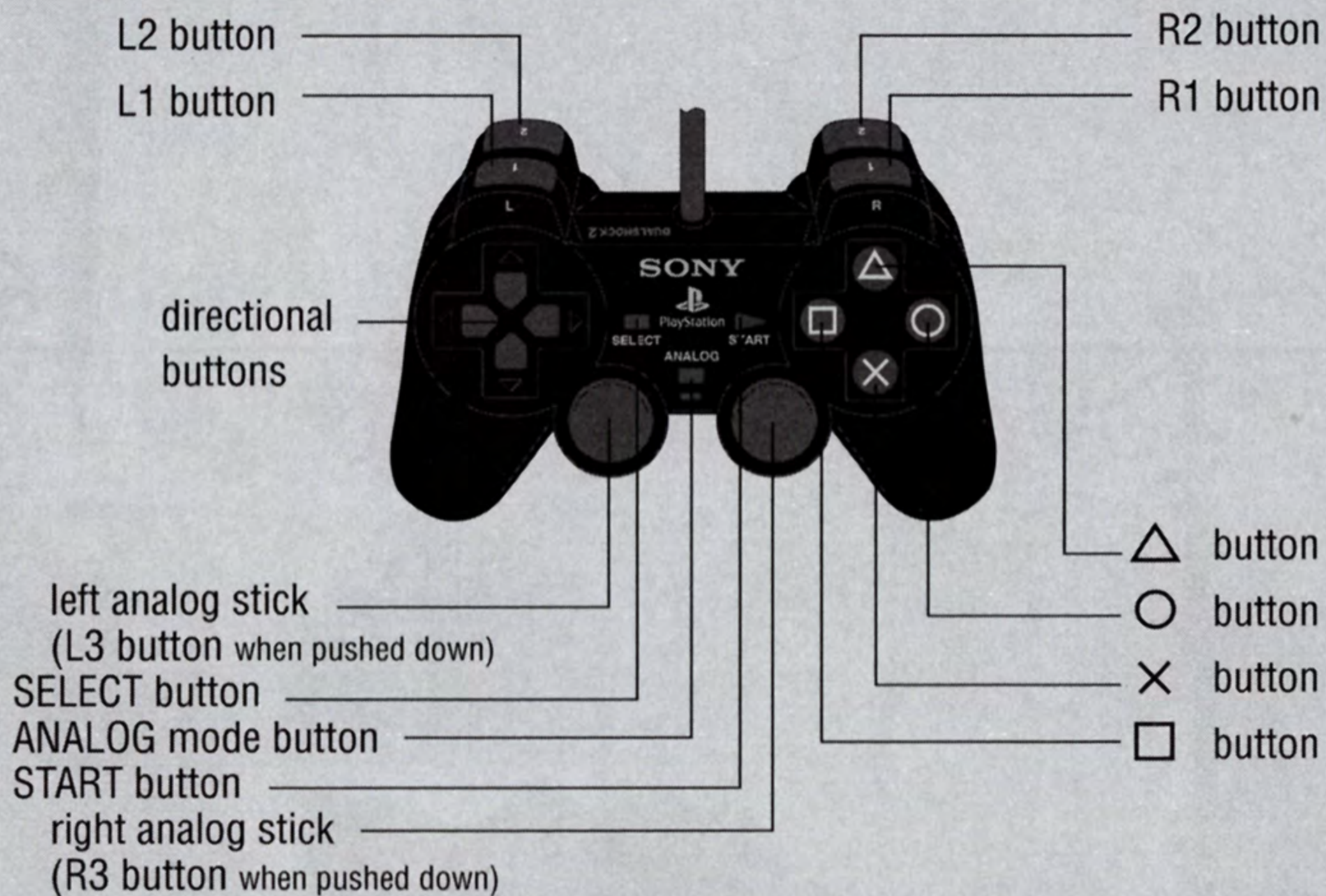
## **Memory Card (8MB)(for PlayStation®2)**

To save game settings and progress, insert a memory card (8MB)(for PlayStation®2) into MEMORY CARD slot 1 of your PlayStation®2 system. You can load saved game data from the same memory card (8MB)(for PlayStation®2) or any memory card (8MB)(for PlayStation®2) containing previously saved games.



# GAME CONTROLS

## DUALSHOCK®2 ANALOG CONTROLLER CONFIGURATIONS



### Action

○ button

× button

**R2** button

**L2** button

START button

Left analog stick

### Moves

Attack

Jump / Double Jump

Roll (while moving) /  
Duck (while still)

Switch Characters

Pause Game

Move



# THE STORY

From deep underground, Mikla, Prince of Doom and his AzTechs attack Miracle City. Mikla turns the city's super-villains against each other so he can take over. The Rivera Family gets into some trouble when Puma Loco and White Pantera are kidnapped. El Tigre must enlist the help of friends Frida and Black Cuervo to save his Dad and Granpapi!

## MAIN MENU

The following options are on the Main Menu:

### **New Game**

Select this option to start a new El Tigre™ game.

### **Load Game**

Select this option to start from a saved game.

### **Options**

This allows you to change the Control Settings or the Audio Settings.

### **Credits**

Select this option to view the credits.

### **Watch Episode**

Watch a full cartoon episode of El Tigre!





# PAUSE MENU

You can pause the game at any time with the START button. This displays a screen that gives you the following options:

## Back to Game

Unpauses and returns you to gameplay.

## Back to Town

Exits level and returns to the Level Select Menu.

## Audio Settings

Adjust Music and Effects.

## Control Settings

Adjust controls, Choose a Control Scheme, or Toggle Vibration.

## Enable Autosave


Activates Autosave

## Retry Section

Allows you to restart the mini-game within the level.

## Quit Game

Returns you back to the Main Menu.

Tap the  button to return to the game.





# THE WORLD OF EL TIGRE

**Miracle City-** El Tigre's Home Town, Miracle City is a bustling metropolis full of colorful characters and supervillains. This town also includes a huge volcano at its center. Here El Tigre and Frida must fight criminals that terrorize the city!



**Calavera-** A tall mesa in the desert outside Miracle City, Calavera is the home to the meanest and most vile bandidos alive. Here El Tigre and Black Cuervo must fight these evil bandidos and the mean-spirited creatures that reside in the badlands.

**Cemetery-** Home of the villainous Sartana of the Dead, the Cemetery is the supernatural core for all things undead. Here Frida and Black Cuervo must defeat Sartana's minions and rescue El Tigre from Sartana's evil grip.

**AzTech Ruins-** This ancient subterranean city is home to the AzTech menace, Mikla, Prince of Doom!. El Tigre must evade traps and battle AzTech warriors to reach and save his Father and Granpapi.

**BONUS LEVELS -** Bonus levels unlock automatically as players earn Macho points throughout the game.

**City Downhill -** Ride a shopping cart down Miracle City's tallest hill, into the heart of town. There are items to collect and villains to stop.

**AzTech Downhill -** Frida rides her cart through the mysterious tunnels of the AzTech Ruins, collecting Macho Points and avoiding terrible traps!



# EARNING MACHO POINTS

El Tigre must convince the villains of Miracle City to stop fighting each other and work together to defeat Mikla, but the only way to do this is to show them that he and his friends are tougher than Mikla! To do this, El Tigre needs to prove he's Super Macho!



You can earn Macho Points in the following ways:





**Collect Macho Pickups** - These are placed in every level. Collect as many as you can for a big Macho score.

**Finish a level within its time limit** - Get bonus points for earning a gold, silver or bronze time.

**Defeat Enemies** - Each enemy is worth up to 50 Macho Points.

**Note:** Collecting Macho Points also unlocks bonus levels, and additional costumes for the main characters.

## FIGHTING


Fighting in the game is primarily accomplished by pressing the  button. Combos, or a sequence of multiple punches and kicks, are performed by pressing the  button in quick succession. El Tigre can jump by pressing the  button and pressing the  button while he is in the air will cause a smash attack!





**AN EVIL ARMY IS RISING...**

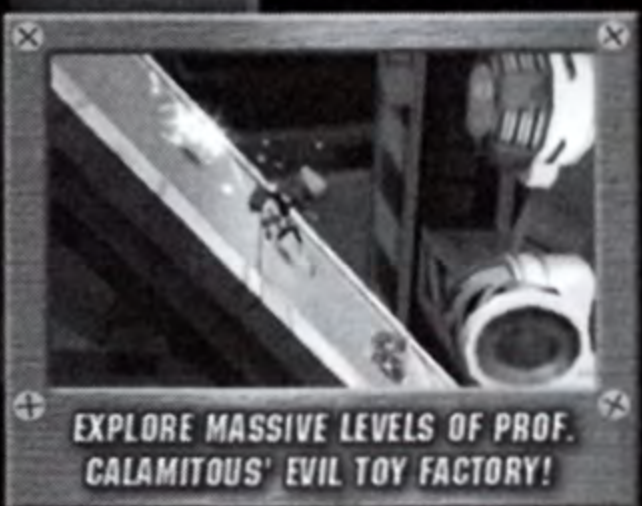
**A BAND OF HEROES IS GATHERING!**



**NICKTOONS**  
**ATTACK**  
OF THE  
**TOYBOTS**



**POWER UP IN YOUR MECH SUIT FOR ALL-NEW ACTION!**




**EXPLORE MASSIVE LEVELS OF PROF. CALAMITOUS' EVIL TOY FACTORY!**

**HIDDEN INSIDE THIS TOY FACTORY IS AN EVIL SECRET WAITING TO GET OUT. JOIN THE NICKTOONS IN THEIR BIGGEST BATTLE YET!**



**DEFEAT YOUR ENEMIES WITH WEAPONS AND GROUND-SHAKING ATTACKS!**



**EVERYONE**  
**E**  
CONTENT RATED BY  
**ESRB**

**Cartoon Violence**



**PlayStation 2**



[www.nick.com](http://www.nick.com)

**PLAYTHQ.COM**



© 2007 THQ Inc. © 2007 Viacom International Inc. All Rights Reserved. Nickelodeon, Nicktoons, The Fairly OddParents, Nickelodeon Danny Phantom, SpongeBob SquarePants, El Tigre: The Adventures of Manny Rivera, The Ren & Stimpy Show, Rugrats, Roeko's Modern Life, Azab! The Real Monsters, Hey Arnold, Kablam!, Angry Beavers, CatDog, Oh Yeah! Cartoons, The Wild Thornberrys, Avatar: The Last Airbender, Nickelodeon Rocket Power, As Told By Ginger, Nickelodeon Invader Zim, Nickelodeon ChalkZone, Nickelodeon My Life As A Teenage Robot, Nickelodeon All Grown Up, CatScratch, Nickelodeon Tak, Nickelodeon The X's, Nickelodeon Back at the Barnyard and The Adventures of Jimmy Neutron Boy Genius and all related titles, logos, and characters are trademarks of Viacom International Inc. The Fairly OddParents and Danny Phantom created by Butch Hartman. SpongeBob SquarePants created by Stephen Hillenburg. Exclusively published by THQ Inc. THQ, PlayTHQ.com and their respective logos are trademarks and/or registered trademarks of THQ Inc. All rights reserved. All other trademarks, logos and copyrights are property of their respective owners. "PlayStation" and the "PS" Family logo are registered trademarks of Sony Computer Entertainment Inc.



# LIMITED WARRANTY

## Warranty and Service Information

In the unlikely event of a problem with your product ("Product"), you may only need simple instructions to correct the problem. Please contact the THQ Inc. ("THQ") Customer Service Department at (818) 880-0456 or on the web at <http://www.thq.com> before returning the Product to a retailer. Live Customer Service Representatives are available to help you Monday through Friday 9am to 5pm PST or you can use our automated systems by phone or on the web 24 hours a day, 7 days a week. Please do not send any Product to THQ without contacting us first. Your 5 digit Product Code is 46126. Please use this code to identify your Product when contacting us.

## Limited Warranty

THQ warrants to the best of THQ's ability to the original consumer purchaser of the Product that the medium on which the Product is recorded shall be free from defects in materials and workmanship for a period of ninety (90) days from the original date of purchase. The Product is sold "as is," without express or implied warranty of any kind, and THQ is not responsible for any losses or damages of any kind resulting from use of this Product. If a defect occurs during this ninety (90) day warranty period, THQ will either repair or replace, at THQ's option, the Product free of charge. In the event that the Product is no longer available, THQ may, in its sole discretion, replace the Product with a Product of comparable value. The original purchaser is entitled to this warranty only if the date of purchase is registered at point of sale or the consumer can demonstrate, to THQ's satisfaction, that the product was purchased within the last ninety (90) days.

To receive warranty service:

Notify the THQ Customer Service Department of the problem requiring warranty service by calling (818) 880-0456 or on the web at <http://www.thq.com>. If the THQ service technician is unable to solve the problem by phone or on the web via e-mail, he will authorize you to return the Product, at your risk of damage, freight and insurance prepaid by you, together with your dated sales slip or similar proof-of-purchase within the ninety (90) day warranty period to:

THQ Inc.  
Customer Service Department  
29903 Agoura Road  
Agoura Hills, CA 91301

THQ is not responsible for unauthorized returns of Product and reserves the right to send such unauthorized returns back to customers. This warranty shall not be applicable and shall be void if: (a) the defect in the Product has arisen through abuse, unreasonable use, mistreatment or neglect; (b) the Product is used with products not sold or licensed by Sony Computer Entertainment America or THQ (including but not limited to, non-licensed game enhancement and copier devices, adapters and power supplies); (c) the Product is used for commercial purposes (including rental); (d) the Product is modified or tampered with; (e) the Product's serial number has been altered, defaced or removed.

## Repairs after Expiration of Warranty

After the ninety (90) day warranty period, defective Product may be replaced in the United States and Canada for US\$25.00. The original purchaser is entitled to the replacement of defective Product for a fee, only if proof of purchase is provided to THQ. Make checks payable to THQ Inc. and return the product along with the original proof of purchase to the address listed above.

## Warranty Limitations

THIS WARRANTY IS IN LIEU OF ALL OTHER WARRANTIES AND REPRESENTATIONS. NO OTHER WARRANTIES OR REPRESENTATIONS OR CLAIMS OF ANY NATURE SHALL BE BINDING ON OR OBLIGATE THQ. ANY APPLICABLE IMPLIED WARRANTIES OR REPRESENTATIONS, INCLUDING WARRANTIES OF MERCHANTABILITY AND FITNESS FOR A PARTICULAR PURPOSE ARE HEREBY LIMITED TO NINETY (90) DAYS FROM THE DATE OF PURCHASE AND ARE SUBJECT TO THE CONDITIONS SET FORTH HEREIN. IN NO EVENT SHALL THQ BE LIABLE FOR CONSEQUENTIAL OR INCIDENTAL DAMAGES RESULTING FROM THE BREACH OF ANY EXPRESS OR IMPLIED WARRANTIES.

The provisions of this warranty are valid in the United States only. Some states do not allow limitations on how long an implied warranty lasts or exclusion of consequential or incidental damages, so the above limitations and exclusions may not apply to you. This warranty gives you specific legal rights, and you may also have other rights, which may vary, from state to state.

## Warning

Copying of this Product or any of its contents or elements is illegal and is prohibited by United States and international copyright laws. Back-up or archival copies of this Product or any of its contents or elements are not authorized and are not necessary to protect your Product. United States and international copyright laws also protect this manual and other printed matter accompanying this Product. Violators will be prosecuted.

Game and Software © 2008 THQ Inc. © 2008 Viacom International Inc. All Rights Reserved. Nickelodeon, El Tigre The Adventures of Manny Rivera and all related titles, logos, and characters are trademarks of Viacom International Inc. Developed by Blue Tongue Entertainment Limited. Exclusively published by THQ Inc. THQ, PlayTHQ, Blue Tongue and their respective logos are trademarks and/or registered trademarks of THQ Inc. All rights reserved. All other trademarks, logos and copyrights are property of their respective owners.



# OFF to Atlantis!

NICKELODEON  
**SPONGEBOB'S  
ATLANTIS  
SQUAREPANTS**  
The Video Game



Be there... and be square



PlayStation 2



www.nick.com



Cartoon Violence

*Stephen Hillenburg*

PLAYTHQ.COM

