

DRIVER PARALLEL LINES™



MATURE 17+
M
CONTENT RATED BY
ESRB

ATARI

WARNING: READ BEFORE USING YOUR PLAYSTATION®2 COMPUTER ENTERTAINMENT SYSTEM.

A very small percentage of individuals may experience epileptic seizures when exposed to certain light patterns or flashing lights. Exposure to certain patterns or backgrounds on a television screen or while playing video games, including games played on the PlayStation 2 console, may induce an epileptic seizure in these individuals. Certain conditions may induce previously undetected epileptic symptoms even in persons who have no history of prior seizures or epilepsy. If you, or anyone in your family, has an epileptic condition, consult your physician prior to playing. If you experience any of the following symptoms while playing a video game — dizziness, altered vision, eye or muscle twitches, loss of awareness, disorientation, any involuntary movement, or convulsions — **IMMEDIATELY** discontinue use and consult your physician before resuming play.

WARNING TO OWNERS OF PROJECTION TELEVISIONS:

Do not connect your PlayStation 2 console to a projection TV without first consulting the user manual for your projection TV, unless it is of the LCD type. Otherwise, it may permanently damage your TV screen.

USE OF UNAUTHORIZED PRODUCT:

The use of software or peripherals not authorized by Sony Computer Entertainment America may damage your console and/or invalidate your warranty. Only official or licensed peripherals should be used in the controller ports or memory card slots.

HANDLING YOUR PLAYSTATION 2 FORMAT DISC:

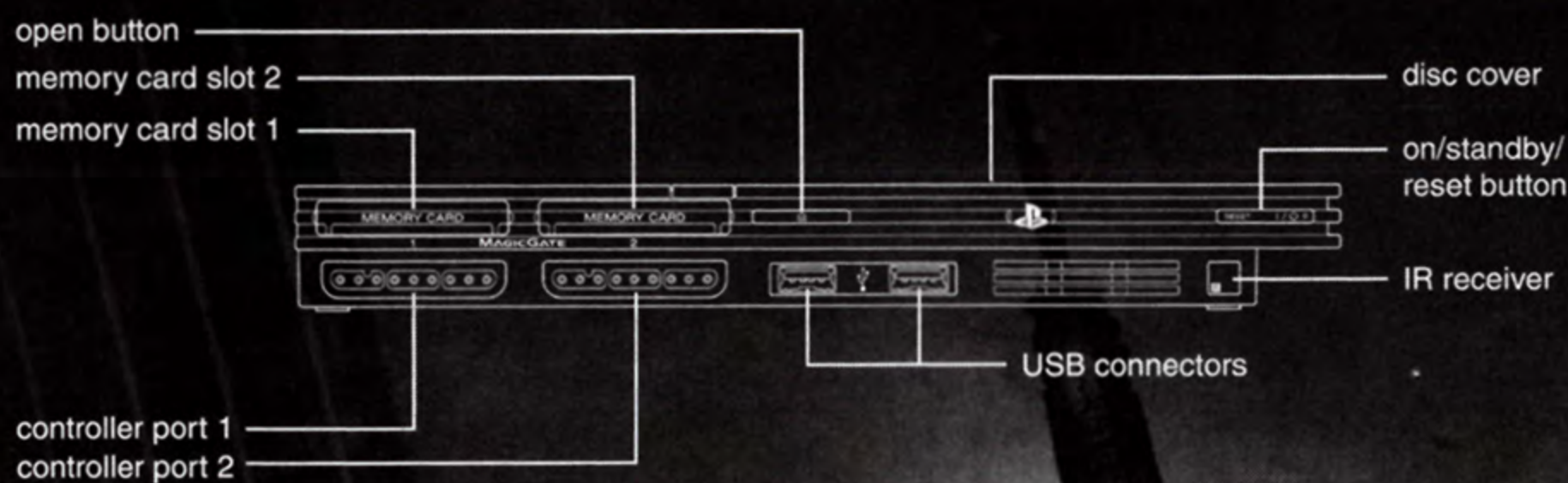
- This disc is intended for use only with PlayStation 2 consoles with the NTSC U/C designation.
- Do not bend it, crush it or submerge it in liquids.
- Do not leave it in direct sunlight or near a radiator or other source of heat.
- Be sure to take an occasional rest break during extended play.
- Keep this compact disc clean. Always hold the disc by the edges and keep it in its protective case when not in use. Clean the disc with a lint-free, soft, dry cloth, wiping in straight lines from center to outer edge. Never use solvents or abrasive cleaners.

TABLE OF CONTENTS

| | |
|---------------------------|----|
| GETTING STARTED | 2 |
| SAVING & LOADING | 2 |
| CONTROLS | 3 |
| INTRODUCTION | 5 |
| CREATING A PROFILE | 6 |
| DOWN ON THE STREETS | 6 |
| GAME SCREEN | 7 |
| PAUSE MENU | 9 |
| SHOOTING | 10 |
| SIDE-JOBS | 10 |
| VEHICLES | 11 |
| MEET THE CHARACTERS | 11 |
| CREDITS | 13 |
| TECHNICAL SUPPORT | 25 |

WWW.ATARI.COM/DRIVER

GETTING STARTED



Set up your PlayStation®2 computer entertainment system according to the instructions in its Instruction Manual. Make sure the MAIN POWER switch (located on the back of the console) is turned ON. Press the RESET button. When the power indicator lights up, press the OPEN button and the disc tray will open. Place the Driver™: Parallel Lines disc on the disc tray with the label side facing up. Press the OPEN button again and the disc tray will close. Attach game controllers and other peripherals, as appropriate. Follow on-screen instructions and refer to this manual for information on using the software.

SAVING AND LOADING

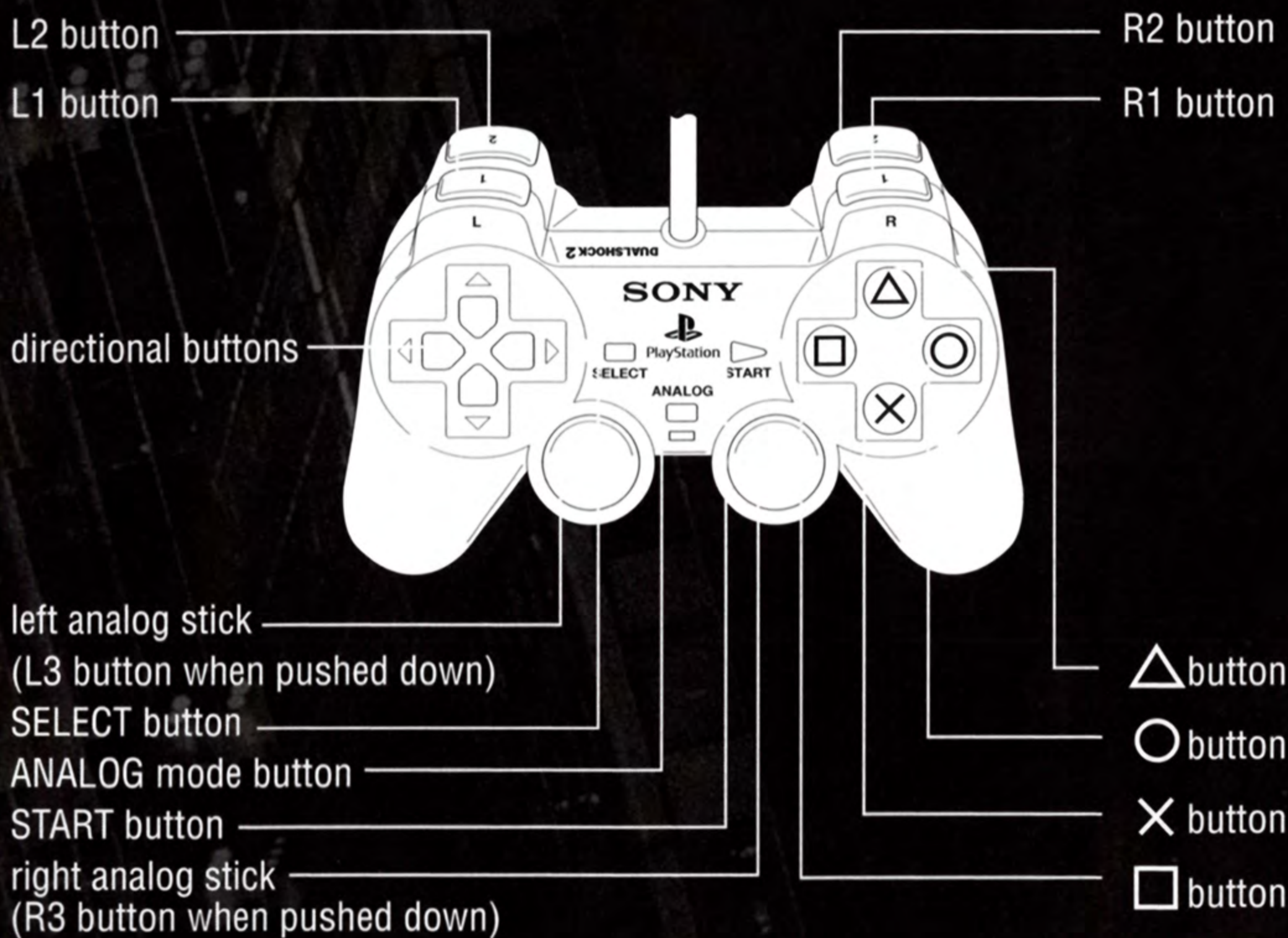
Driver Parallel Lines autoloads data on boot up. To save game settings and progress, insert a memory card (8MB) (for PlayStation®2) into MEMORY CARD slot 1 of your PlayStation®2. You can load saved game data from the same memory card (8MB) (for PlayStation®2) or any memory card (8MB) (for PlayStation®2) containing previously saved games. Driver Parallel Lines requires 146KB free space on your memory card (8MB) (for PlayStation®2) to save your current game.

Note: Driver Parallel Lines uses an autosave feature to save your game settings and progress. If no memory card (8MB) (for PlayStation®2) is present, you may lose your progress. You may continue to play the game but you will have to acknowledge that the autosave will have been disabled. The autosave feature is re-enabled the next time you successfully save your profile to a valid memory card (8MB) (for PlayStation®2). You may also save your profile to a new or existing profile name at any point, which will automatically enable the autosave feature.

**Upon boot up, you will see a language selection screen. Press the left and right directional buttons to choose from English, French, and Spanish languages. To select your preferred language press the X button.*

CONTROLS

DUALSHOCK®2 ANALOG CONTROLLER CONFIGURATIONS



DRIVING

| | |
|------------------------------|---|
| left analog stick right/left | Steer right/left |
| right analog stick up | Accelerate (double tap for nitro) |
| right analog stick down | Brake/Reverse |
| ←/→ directional buttons | Next/Previous weapon |
| ↑/↓ directional buttons | Skip music track/Toggle Thrill Cam |
| □ | Brake/Reverse |
| × | Accelerate (double tap for nitro) |
| △ | Exit vehicle |
| ○ | Handbrake (E-brake) |
| L1 | Draw weapon/Auto-target |
| R1 | Draw/Fire weapon |
| L2 | Look left/Control slo-mo (in Thrill Cam mode) |
| R2 | Look right/Reposition Thrill Cam (in Thrill Cam mode) |
| L2 + R2 | Look behind |
| L3 | Horn |
| R3 | Action button |
| START | Pause |
| SELECT | Change camera/Retry(*) |

ON FOOT

| | |
|-------------------------|-------------------------------------|
| left analog stick | Movement |
| right analog stick | Camera |
| ←/→ directional buttons | Next/Previous weapon |
| ⊗ | Reload weapon |
| L2 | Crouch |
| △ | Enter vehicle |
| ○ | Holster weapon |
| L1 | Draw weapon/Auto-target/Strafe mode |
| R1 | Draw/Fire weapon |
| R2 | Toggle free-aim mode |
| ▶ START | Pause |
| ■ SELECT | Retry* |

*Retry is only available when an assignment you are on has been failed. You will be prompted to retry by an on-screen message, and given 5 seconds to confirm that this is what you wish to do. If you prefer to abandon your assignment instead, then you can let the timer run out and choose another course of action.

PAUSE MENU MAP

| | |
|--------------------|------------------|
| left analog stick | Pan map |
| right analog stick | Zoom/Rotate map |
| R2 | Next Hotspot |
| L2 | Previous Hotspot |
| ○ | Show Help screen |
| R3 | Place Waypoint |
| ■ | Job Low-Down |

Note: Driver Parallel Lines supports the use of the DUALSHOCK®2 analog controller only.

INTRODUCTION


"New York in '78 was the coolest place on the planet. Everyone was either finding themselves, having a party, or getting laid – including me. I was new to the Big Apple, just a country boy looking to make good. But a few weeks, and it felt like home. From New Jersey to Queens, from the Bronx down to Battery – this was my patch, my backyard.

28 years later and the city sparkled like new – on the surface. Underneath, the filth was still there, and I had vengeance crawling inside me."



Meet TK. He's from out West, but home's too slow and too dull for him. He's 18 years old with a sense of humor that gets him into trouble and a grin that gets him out. He knows the world's his for the taking. Soon as he can get the money together, first place he heads is New York City. It's the only place he wants to be; the only place he can let his ambition off the leash. It's the place where he plans to make one hell of a fortune using the one marketable skill he's got – driving.

CREATING A PROFILE



When the game starts for the first time you will be asked to create a 'Profile'. This will be used to save your game progress. Use the directional buttons to highlight letters and press \otimes button to select it. Pressing \triangle button will cancel and allow you to restart. Once you have entered a name, choose 'OK' to accept and save.

You can create and use additional profiles if you wish, or delete ones that you no longer require, using the 'Profiles' option from Pause menu. Warning: Deleted Profiles cannot be recovered.

DOWN ON THE STREETS...

Your first job! There's a punk hitting a liquor store, and he needs your particular skills to get him out of trouble. Get your passenger safely to his hideout, and you'll be rewarded with a share of his loot. Then, follow the directions and you'll meet up with Ray, who may have some other work for you.

Prove you got the guts to do what it takes, TK, and the city is all yours...

GAME SCREEN

• **Health** – Shows your current health level. Collect 'Health Packs' to restore this value.





If TK's health reaches zero he will die. If you are currently on a job, you will be offered the chance to restart from an earlier checkpoint. You can also load a previously saved game through the pause menu.



- **Messages** – Keep you posted on what you need to do next.
- **Current Weapon and Ammo** – Your currently selected weapon with the amount of ammunition left.
- **Auto Save** – Shows whenever Driver Parallel Lines is saving your progress.
- **Speedometer** – Shows current speed.
- **'Tail' Markers** – Show the location of tailing cops and goons. The intensity of the markers indicates how close they are.
- **Odometer** – Lets you know how many miles the player has driven, at high mileage it unlocks cheats for the player.
- **Nitro Meter** – Lets the player know how much nitro is left in the player's car.

- **Minimap** – Shows the roads in your immediate area, and marks locations and things of interest. Markers that are further away than the current Minimap range may be shown on the outer edge.

People

-  Player
-  Other Vehicles
-  Cop - Patrolling
-  Cop- Alerted

Locations

-  Job
-  Objective
-  Garage
-  Safe House
-  Waypoint

Side-Jobs

-  Steal to Order
-  Loan Shark
-  Street Race
-  Circuit Race
-  Hitman

• Felony Display

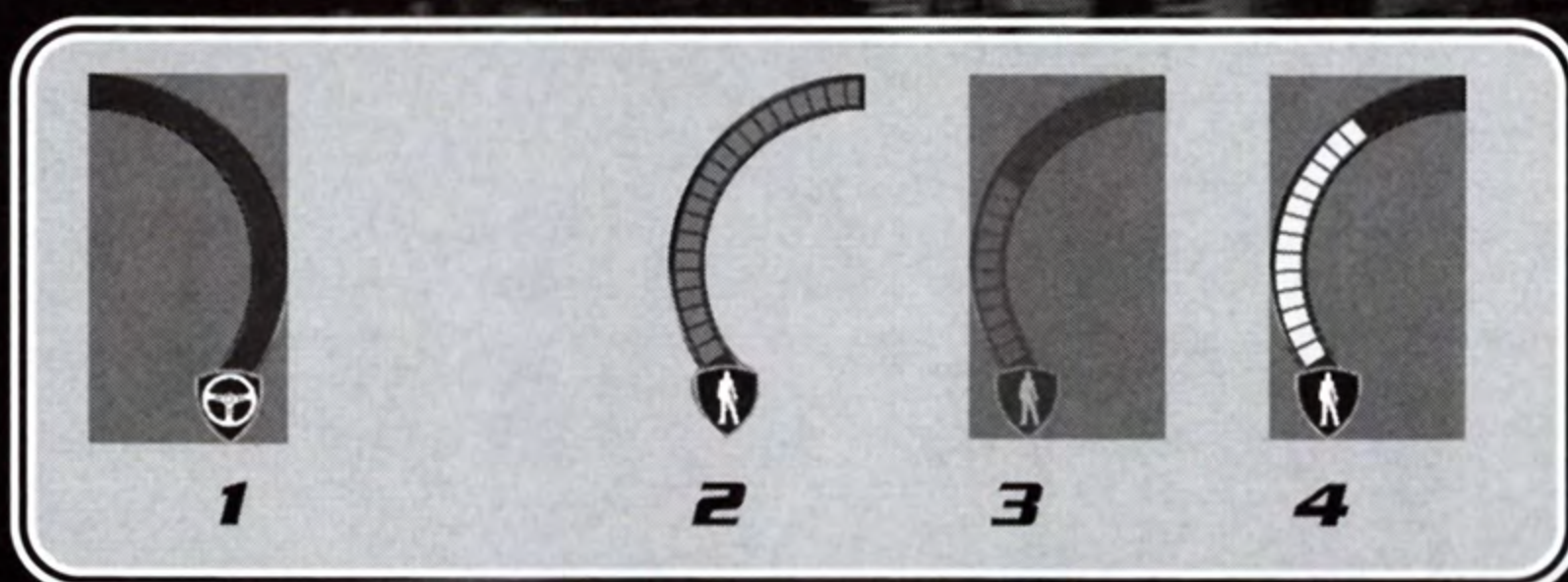
1 - If cops see you exiting the car, the felony will transfer to TK himself, but if they don't, it remains on the vehicle only.

2 - If cops see you exiting the car, the felony will transfer to TK himself, but if they don't, it remains on the vehicle only.


3 - If TK acquires felony while on foot, he can cover his tracks by getting into a 'clean' vehicle when the cops aren't watching. The cops will have trouble recognizing TK, and his personal felony will be greyed out while he remains in a clean car.

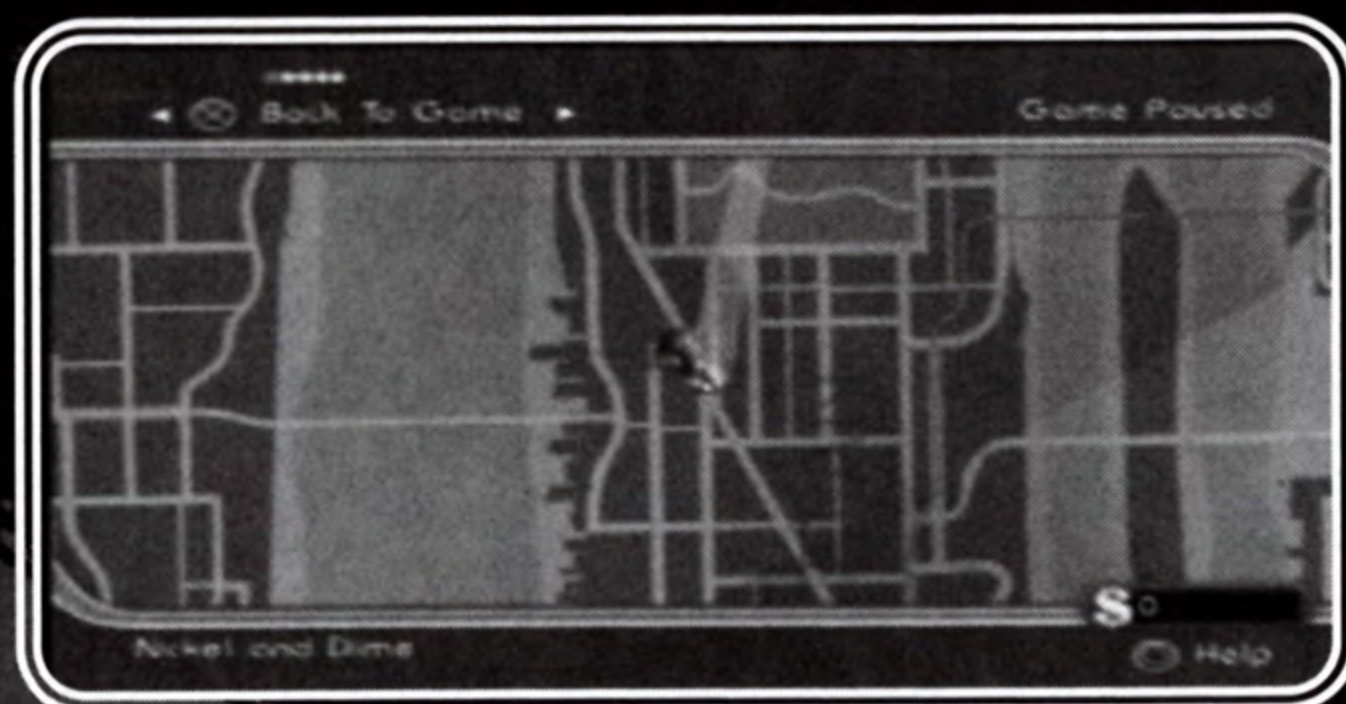
4 - While your personal felony status is hidden you can still accumulate felony on your current vehicle. Don't stay close to a cop for too long though, especially if you are on a bike, as they may become suspicious; the felony bars will start filling up yellow, and eventually your cover will be blown.

To get rid of your current vehicle's felony you will need to call in to one of the Garages and a visit to the Safehouse will also clear your personal felony.



PAUSE MENU

You can pause the game and access the Pause Menu at any time by pressing the  button:



The Pause Menu allows you to review the opportunities open to you. If you are already employed on a job the current objectives will be shown instead. Use the left and right directional buttons to move to the option you require. The map can be rotated and zoomed using the left and right analog sticks.

- Back to Game – return to the current game.
- Restart – restarts the game at your last save point. Your current progress will be lost. Restarting the game during an assignment will return you to its start.
- Profiles – Load, Save or Delete a profile. You can also start a New Game here.
- Settings – configure settings for Controls, Game, Display, Audio, or any Cheats you may earn.
- Stats – review your game progression.

SHOOTING

You start the game unarmed, but as you progress through the storyline you will be given access to more and better weaponry.

- Preferred Weapon – You can carry many different weapons and ammo. To change it, use the 'Next Weapon' and 'Previous Weapon' buttons.
- Driving & Shooting – While you are driving you can press 'Fire' and TK will lean out of the window ready to shoot. If you have not fired the weapon or pressed 'Auto Lock' for a few seconds TK will return to the normal driving position.
- On-foot Combat – You can fire straight ahead by just pressing the 'Fire' button, or you can use the 'Auto Lock' button just like when you're in a vehicle. You can strafe by holding down the 'Auto Lock' button and moving the left analog stick. You can put your weapon away by pressing the 'Holster' button.

AUTO LOCK

If you press the 'Auto Lock' button, a targeting reticule appears and moves to the most central and nearest enemy. If there are no enemies currently available it may lock onto pedestrians or destructible objects. While you have a lock you can change it to another target using the Camera control (right analog stick). Switching to the 'Free Aim' mode will allow you to aim your weapon more precisely, using the right analog stick.

SIDE-JOBS

If you need to earn some money so that you can improve or repair your ride, you'll be able to find several different types of side-jobs around the city, like street or circuit races, repossession contracts, debt collections, or even assassinations. New York's a big place though, and you might need a little help getting around; choose the 'Relocate' option from within Ray's Autos to shift your base of operations.

VEHICLES



There are many different vehicles in the game. You can collect them by bringing them to one of the Garages. Some vehicles can only be found in certain parts of the city; some are even hidden, or found only in particular assignments. You may only keep one version of each type of vehicle. Once brought back to your garage, vehicles can be modified, improved, and tested on a special track. Ray doesn't work for free though.

While you're cruising the streets, sooner or later you're bound to lock bumpers with your fellow travellers. If you damage your vehicle it will begin to smoke and its performance will be impaired. If your vehicle takes too much abuse then it will catch fire, and explode: make sure you aren't nearby when it does!

If you abandon your ride Ray will send a truck out to recover it for you. He'll salvage even the most wrecked vehicles, although you'll still have to pay to have them restored to showroom-ready condition.

MEET THE CHARACTERS



Ray - TK's hero - his idol. It was Ray who first taught TK to drive, back home on the farm. It was Ray - good-looking, good-natured Ray - who always had the girls after him. Ray's five years older than TK; he came to New York as soon as he could afford the gas to get here and set up a repair shop in Queens as cover for a car-ringing outfit.



Slink - Smooth and superfly, he lives to party, be the center of attention, tell all the stories, and make everyone laugh. Slink's always been good at providing his clients with whatever they want - hot ladies, good booze, great sounds - but he's also developed an ability to find other things too: guns, explosives, cars.

The Mexican - Big in every sense. He loves life, partying, girls, drink, drugs, guns, bikes, cars, and adrenaline highs. He wants to be the center of attention - right in the thick of the action. Tired of the small-time, he sees New York as the place to be to strike it big and take his chance to surf the tidal wave of drug money.



Bishop - Hard, professional, greedy and cunning - a loner who has trouble trusting anyone other than himself. After three tours in 'Nam, he's come home with new attitudes about his mind and body. Bishop is a guy who nurtures a carefully-controlled ambition, together with a passion for killing and destruction.

Candy - He's the best planner in the business. He's obsessed with details. He'll work night and day figuring out the stats, the timings, the people, the weights, the distances. He thinks of everything. With Candy you get the best...but you also get the worst - apart from the body-odor, Candy just never stops moaning.



Corrigan - The leader of the gang; a totally commanding presence who knows he's destined for great things. Relaxed, upbeat, super-confident and charming - people just can't help opening up to Corrigan. He's got a great smile and you trust him from the word go, but behind the smile is an amoral, ruthless man.

CREDITS

REFLECTIONS INTERACTIVE

Gareth Edmondson
Executive Producer/Studio Manager

Giselle Stewart
General Manager

Robin Wardle
Production Manager

Martin Edmondson
Franchise Concept

ATARI

PRODUCT DEVELOPMENT

Ken Allen
Senior Republishing Producer

Hudson Piehl
Executive Producer

Sara Hasson
Project Planning Coordinator

Jean-Marcel Nicolai
Senior Vice President, Worldwide
Content

SALES, MARKETING AND COMMUNICATIONS

Stephen Baer
Senior Global Brand Manager

Rick Mehler
Director of Global Brand Management

Nique Fajors
Vice President of
Global Brand Management

Marc Metis
Senior Vice President, Marketing

Andrea Schneider
Director of Public Relations

Martin Currie
Vice President, Marketing Services

Michael Maier
Creative Director

Elizabeth Fierro
Creative Services Manager

Maleea Barnett
Vice President, North American Sales

Wim Stocks
Executive Vice President, North American
Sales

Ryan Barr
Vice President, Corporate
Communications

Christine Fromm
National Channel Marketing Manager

Jason Hartnell
Internet Development Group

Matthew Labunka
Atari Forums Head Administrator

Ken Ford
Director of IT and Web Strategy

OPERATIONS

Todd Curtis
Vice President, Operations

Eddie Pritchard
Director of Manufacturing
Gardnor Wong
Senior Buyer

Lisa Leon
Lead Senior Buyer

Tara Moretti
Buyer

Venus Francois
Buyer

Veronica Franklin-Smith
Saidia Simmons
Traffic Managers

Petrol Advertising, Los Angeles CA
Manual and Packaging

Evan Gsell
VP of Business Affairs

Walter Somol
Director of Legal and Business Affairs

**QUALITY ASSURANCE
AND SUPPORT**

Ezequiel "Chuck" Nunez
Manager of Publishing Support

Ken Ford
I.T. Manager/Western Region

Michael Vetsch
Manager of Technical Support

Jimmie Lee
Director of Technical Support

Jason Cordero
Q.A. Testing Supervisor

Lead Testers
Carl Vogel
Mark Alibayan\Assistant Lead Testers
Dan Schneider
Randy Alfonso

Testers
Phil Dickerson
Bryce Ericson
Phoenix Flowers
John Fu
Michael Gutierrez
Kevin Hogan
Brian Lerias
Juan Moreno
Quang Nguyen
Juan Rodriguez
Piers Sutton
Jesse Thurman
Ken Tran
Jesse Woodward

Dave Strang
Manager, Engineering Services
and Compatibility Lab

Randy Buchholz
Eugene Lai
Engineering Services Technicians

Joy Schneer
Director, Strategic Relations
Arthur Long
Strategic Relations Specialist

Cecelia Hernandez
Senior Manager Strategic Relations

COLLABORATING ARTIST'S CREDITS



"Addicted to speed"
Performed by
Oakenfold featuring
Spitfire. Written By
Paul Oakenfold, Ian
Green and Anthony
Crawford. (Perfecto
Music LLC

Administered by Pollination music Ltd). P
& © Perfecto Records Ltd 2005.

Produced by Paul Oakenfold, additional
production and Programming: Ian
Green.



"Driver"
Performed by
Vernon Reid and
Lifesavas.
Written by V. Reid,
S. David, M. Irving.
Published by Dare
to Dream Music,

Inc. (ASCAP), Pregnant Drumz Music
(ASCAP), Lyrics to Go (ASCAP).

Produced by Vernon Reid and Jumbo
the Garbage Man. Vernon Reid appears
courtesy of Favored Nations
Entertainment, Lifesavas appear
courtesy of Quannum Projects.



"(Everybody)
Reverberate (The
Return To New York
Mix)" Performed &
Written by Arthur
Baker. Published by
Shakin Baker
Music, BMI/

Warner Chappell Music. Recorded @
Shakedown Sound/Laptop. Mix
engineer: Mr No. Arthur Baker appears
courtesy of Harlem Soul Food.



"Muscle Cars"
(Sander Kleinenberg
Pace Car Mix) -
(MacInnes/Pillai)
Performed by Mylo.
Published by
Universal Music
Publishing Ltd. (P)

2004 Breastfed Records Ltd under
exclusive license to SONY BMG Music
Entertainment (UK) Limited. Licensed
courtesy of SONY BMG Commercial
Markets UK.



"Get Out My Way"
Produced by DJ
Grandmaster Flash
for Adrenaline City
Entertainment.
Written by Joseph
Saddler.

Grandmaster Flash
Publishing (ASCAP). Recorded at The
Adrenaline Room, NYC Engineered by
Julian Silva and Kris Lewis. Mixed by
Grandmaster Flash; Guitar: Julian Silva;
Keyboards: Dominic Riclardi and
Grandmaster Flash. Dj Cuts and Rubs
by Dj Grandmaster Flash and Dj Demo
for Adrenaline. Vocals: Mr Pitch and
Company. Contact for DJ Grandmaster
Flash: Ruza Blue by email:
klbprods@earthlink.net



"Narcistic fix"
Performed by Public
Enemy. Written by:
Kavon Shah and
Khalil Griffin.
Produced by:
Professor Griff and

DJ Kaution. Publishing: Heirz to the
Shah. Background vocals "Quest" from
Dirty North. Recorded by Earle Holder
@ HDQTRZ Digital Studios Stone
Mountain, GA. Recorded by Trinity @
public enemy studio in College Park, GA.

"Now What You Gon Due"

Performed by Public Enemy. Written by K Shah and C Ridenhour. Additional lyrics: Tyra Coles. Publishing: Heirz to the shah. Recorded by Earle Holder @ HDQTRZ Digital Studios Stone mountain, GA. Recorded by trinity @ public enemy studio in College Park, GA.



"Pop The Blue"

Performed by Suicide
Written by Alan Vega/Martin Reverby. © Revega Music Co.

Recording used by kind permission of Alan Vega & Martin Rev. Mixed by Rich @ Nimrod.



"Rock Til I'm Rol'in"

Performed by Audio Bullys. Words & Music by Simon Franks, Tom Dinsdale and Jamie Foxx. © 2005 EMI Music Publishing

Ltd, WC2H 0QY. Licensed courtesy of EMI Records Ltd.



"Seilings"

Performed by Yeah Yeah Yeahs
Written by - Karen Orzolek/Nick Zinner/Brian Chase. Published by Chrysalis Music

LTD. Courtesy of Interscope Records/Polydor UK Ltd. Licensed by kind permission from the Film & TV licensing division Part of the Universal Music Group.

"You Will Pay"

Produced by DJ Grandmaster Flash for Adrenaline City Entertainment. Written by Joseph Saddler. Grandmaster Flash Publishing (ASCAP). Recorded at The Adrenaline Room, NYC. Engineered by Julian Silva and Kris Lewis. Mixed by Grandmaster Flash. Guitar: Julian Silva
Keyboards: Dominic Riclardi and Grandmaster Flash. Dj Cuts and Rubs by Dj Grandmaster Flash and Dj Demo for Adrenaline. Vocals: Mr Pitch and Company. Contact for DJ Grandmaster Flash: Ruza Blue by email: klbprods@earthlink.net

1978

"Bump And Boogie"

Performed by The Wrecking Crew
Written William C. Brown, Larry Nix, Mack Rice, & Randall Stewart
Published by Rondor Music London Ltd on behalf of East Memphis Music Corp & Half & Half Music.

Recording used courtesy of Concord Music Group, Inc.

From the Album "The Complete Stax/Volt Soul Singles, Vol. 3" (STX 4415)

"Bump Meat"

Performed by Sir Mack Rice
Written Mack Rice
Published by Rondor Music London Ltd on behalf of East Memphis Music Corp. Recording used courtesy of Concord Music Group, Inc.

From the Album "The Complete Stax/Volt Soul Singles, Vol. 3" (STX 4415)

"Bustin' Loose"

Performed by Chuck Brown & The Soul Searchers.

Written by (Charles Brown)

Published by Swing T Publishing, Inc. obo itself, Ascent Music and Nouveau Music Co. (BMI). Recording used under license from Logan H. Westbrooks.

"Cracklin' Bread" - DAVE HAMILTON

(Dave Hamilton) Rockin' Music

The copyright in this sound recording is owned by Ace Records Ltd (P) 1971

Ace Records Ltd, licensed from Ace Records Ltd. Taken from the BGP CD

"Detroit City Grooves" (CDBGPD 169).

ISRC#: GBBHNO500236

"Cross The Track"

Performed by Maceo And The Macks

Written by (James Brown)

© Dynatone Publishing Company

By Kind Permission of Warner Chappell

Music Limited

All rights reserved

Courtesy of Motown Records

Licensed by kind permission from the Film & TV licensing division

Part of the Universal Music Group

"Dizzy Dizzy"

Performed by Can

Written by

Scmidt/Liebezeit/Karoli/Schuring

Published by Messer Music/Bucks

Music Group Ltd

Licensed courtesy of Spoon Records.

www.spoonrecords.com

"Expansions"

Performed by Lonnie Liston Smith

Published by Universal / MCA Music

Ltd

(P)1975 SONY BMG Music

Entertainment (UK) Limited

Licensed courtesy of SONY BMG

Commercial Markets UK

"Express Yourself"

Written and performed by Charles Wright

© Warner-Tanerlane Publishing Corp.

By Kind Permission of Warner Chappell Music Limited

All rights reserved

ISRC USWB17000001

(P) 1970 WEA International Inc.

Licensed courtesy of Rhino US

"Free Your Mind"

Performed by The Politicians Feat:

McKinley Jackson (CAN'T FIND)

Written by Dozier/Holland/Holland

Published by Universal / MCA Music Ltd

(P) 1972 Holland Dozier Holland

Productions Inc under exclusive license to Sanctuary Records Group Ltd

Licensed Courtesy Of Sanctuary

Records Group Ltd

ISRC: GBAJE7200296

"Gang Bang"

Performed and written by Oscar Brown Jr.

Published by Bootblack Publishing

ISRC USAT20300792

(P) 1972 WEA International Inc.

Licensed courtesy of Rhino US

"Gettin' Uptown (To Get Down)"

Performed by United 8

Written by Desmond Wray

© Walden & Caimeco Music.

By Kind Permission of Warner Chappell Music Limited

All rights reserved.

ISRC USAT20403162

(P) 1972 WEA International Inc.

Licensed courtesy of Rhino US

"Ghost Rider"

Performed by Suicide

Written by Alan Vega/ Martin Reverby

© Revega Music Co. & WB Music Corp.

By Kind Permission of Warner Chappell Music Limited

All rights reserved

(p) 1977 Mute Records Limited

Licensed courtesy of Mute Records Limited

"I Got Some" - BILLY (SUGAR BILLY) GARNER (Dave Hamilton, John Allen, Chico Jones, Velma Tolbert) Rockin' Music

The copyright in this sound recording is owned by Ace Records Ltd (P) 1972

Ace Records Ltd, licensed from Ace Records Ltd. Taken from the BGP CD

"Super Funk Vol 4" (CDBGPD 140).

ISRC#: GBBHNO400035

'Ill Bet You' - FUNKADELIC Jobete Music (UK) Ltd

Words & Music by George S Clinton Junior, Sidney Alexander Barnes and Theresa Lindsey

© 1969, Stone Agate Music. EMI Music Publishing Ltd.

The copyright in this sound recording is owned by Westbound Records (P) 1970

Westbound Records, licensed from Ace Records Ltd. Taken from the

Westbound CD "Motor City Madness: The Ultimate Funkadelic Westbound Compilation" (CDSWM2 140).

"I'm Tired"

Performed by Savoy Brown

Written by Chris Youlden

Published by Chrysalis Music Ltd.

Courtesy of The Decca Music Group

Licensed by kind permission from the Film & TV licensing division

Part of the Universal Music Group

"Loose And Juicy"

Performed by The Pazant Brothers & The Beaufort Express

Written and produced by Ed Bland

Published by Universal Music Publishing Ltd

Recording kindly used with the permission of Vanguard Records, A Welk Music Group Company.

"Love The Life You Live"

Performed by Black Heat

Words & Music Gene Redd/ Robert Bell/ Ronald Bell/ Robert Mickens/

Dennis Thomas/ Richard Westfield/

George Brown/ Claydes Smith

EMI Longitude Music Inc

EMI Music Publishing Ltd, WC2H 0QY.

© Warner-Tamerlane Publishing Corp.

By Kind Permission of Warner Chappell Music Limited

All rights reserved

"Low Rider"

Performed By WAR

Written by

Allen/Brown/Dickerson/Jordan/Miller/Oskar/Scott/Goldstein

Published by Universal Publishing Ltd .

Courtesy of Avenue Records.

"Neighborhood Threat"

Performed by Iggy Pop

Words & Music by David Bowie, Iggy Pop and Ricky Gardner

© 1977, EMI Music Publishing Ltd, WC2H 0QY.

Licensed courtesy of Virgin Records Ltd.

"One Way or Another" - Blondie

Performed by Blondie

Written by - Deborah Harry/Nigel Harrison

Published by Monster Island Music Publishing/Chrysalis Music Inc.

Licensed courtesy of EMI Records Ltd.

"Outa-Space"

Performed by Billy Preston
Written by Preston/Greene
Published by Rondor Music London Ltd
on behalf of Irving Music Inc
Courtesy of A&M Records (United
States)
Licensed by kind permission from the
Film & TV licensing division
Part of the Universal Music Group

"Papa Was A Rolling Stone"

Performed by The Temptations
Words & Music by Norman Whitfield
and Barrett Strong
© 1972, Jobete Music Co Inc
EMI Music Publishing Ltd,
Recording used courtesy of Motown
Records
Licensed by kind permission from the
Film & TV licensing division
Part of the Universal Music Group

"Peaches"

Performed by The Stranglers
Written by Burnel / Cornwell / Duffy /
Greenfield
Published by Complete Music
HYPERLINK "[http://www.complete-
music.co.uk/](http://www.complete-music.co.uk/)"
www.complete-music.co.uk
Licensed courtesy of EMI Records Ltd

"People Say"

Performed by The Meters
Written by Arthur Neville/Joseph
Modeliste/Leo Nocentelli
Published by Cabbage Alley Music/Bug
Music
Admin by Bug Music
All rights reserved used by permission
ISRC USRE10102435
(P) 1974 WEA International Inc.
Licensed courtesy of Rhino US

"Pick Up The Pieces"

Performed by Average White Band
Written by
(Stuart/Ball/Duncan/Gorrie/McIntosh
/McIntyre)
Published by Average Music/Admin by
Bug Music. All rights reserved, used by
permission. Published by Universal /
MCA Music Ltd
Published by Fairwood Music (UK) Ltd.
for the world.
(P)1974 Average White Band under
exclusive license to SONY BMG Music
Entertainment (UK) Limited. Licensed
courtesy of SONY BMG Commercial
Markets UK

"Red Hot Mama"

Performed by Parliament
Written by Clinton, Worrel, Hazel
Published by Universal / MCA Music
Ltd.
(p) 1971 1972 Holland Dozier Holland
Productions Inc under exclusive license
to Sanctuary Records Group Ltd
Licensed Courtesy Of Sanctuary
Records Group Ltd
ISRC: GBAJE7100136

"Running Away"

Performed by Roy Ayers
Written by Roy Ayers/Edwin Birdsong
Published by Roy Ayers
Ubiquity/Chrysalis Music Inc. & Edwin
Birdsong Music/Notting Hill Music.
Recording used courtesy of Motown
Records
Licensed by kind permission from the
Film & TV licensing division
Part of the Universal Music Group.

"Shifting Gears"

Performed by Johnny 'Hammond' Smith
Written Larry Mizell and Fonce Mizell
Published by Rondor Music London Ltd
on behalf of Alruby Music, Inc.
Recording used courtesy of Concord

Music Group, Inc.
From the Album "Gears" (OJC 914)
"Sleep Talk" - KING ERRISSON (Gregory
Webster, Andrew Noland, Walter
Morrison, Marshall Jones, Leroy
Bonner, Ralph Middlebrooks) Bridgeport
Music Inc

The copyright in this sound recording is
owned by Westbound Records (P) 1976
Westbound Records, licensed from Ace
Records Ltd. Taken from the BGP CD
"Living In The Streets Vol 2" (CDBGPD
140).

"Smash It Up Parts 1 & 2"
Performed by The Damned
Written by Millar/Burns/Vanian/Ward
(c) 1979 Anglo-Rock, Inc. (BMI) for
USA/Canada & Rock Music Company
Limited for the rest of the World

The copyright in this sound recording is
owned by Ace Records Ltd (P) 1979
Ace Records Ltd, licensed from Ace
Records Ltd. Taken from the Chiswick
CD "Machine Gun Etiquette" (CDWIKD
250). ISRC#: GBBHN8100017

"Street Lady" (Mizell)
Performed by Donald Byrd
Published by Rondor Music London Ltd
on behalf of Alruby Music, Inc.
Licensed courtesy of EMI Records Ltd.

"Subway Joe"
Performed by Joe Bataan
© Bataan Music Publishing (BMI)
Under Exclusive License from V2
Records International.

"Suffragette City"
Performed and written by David Bowie
© 1972 Published by Chrysalis Music
LTD/ EMI Music Publishing Ltd/kindly
used with permission of RZO Music Inc.
(P) 1972 Tintoretto Music (BMI)
administered by RZO Music Inc.

"The Vulture"
Performed by Labi Siffre
Written by Labi Siffre
Published by Chrysalis Songs LTD
Licensed courtesy of EMI Records Ltd.

"Trouble Man (Main Theme)"
Performed by Marvin Gaye
Words & Music by Marvin Gaye
© 1972, Jobete Music Co Inc
EMI Music Publishing Ltd, WC2H 0QY.
© Jobete Music Inc & WB Music Corp
By Kind Permission of Warner Chappell
Music Limited

All rights reserved.
Courtesy of Motown Records
Licensed by kind permission from the
Film & TV licensing division
Part of the Universal Music Group

2006

"A Different Age"
Performed by The Dead 60s
Written by - Matthew
McManamon/Ben Gordon/Charles
Turner/Bryan Johnson
Published by Chrysalis Music LTD (world
excluding USA & Canada)
Published by The Dead 60s Inc. (USA &
Canada)
(P) 2005 Deltasonic Records 2002 Ltd
under exclusive license to SONY BMG
Music Entertainment (UK) Ltd. Licensed
courtesy of SONY BMG Commercial
Markets UK

"Adjusting Ourselves"
Written and performed by Warren
Suicide
(P) + © 2006 Fume Recordings Ltd.
(Pollination Music/B612 Publishing)

"Against The Wall"

Written, produced and performed by
Tom Gandey 'Cagedbaby'
Co-production Ben Burns (copyright
control)

(Southern Fried Music/Asongs).
(P) Southern Fried Records 2005

"All Mapped Out"

Performed by The Departure

Written by –

Jones/Harvey/Winton/Irons/Hobson
Published by Chrysalis Music LTD
Licensed courtesy of EMI Records Ltd.

"Boom!"

Performed by The Roots

Written by Melvin Lewis, Karl Jenkins &
Nathaniel Wilson

Published by Yellowboy music (BMI)/Karl
Jenkins (BMI)/ Illsville Publishing/
Recording used courtesy of MCA
Records Inc / Universal-Island Records
Ltd

Licensed by kind permission from the
Film & TV licensing division
Part of the Universal Music Group

"Can't Get Enough"

Performed by The Infadels
Words and Music by

Watts/Vernon/Marshall
Page/Gooderson/Bruford
Published by Sony/ATV Music
Publishing.

(P)&© 2005 Wall of Sound.

Produced by Jagz Kooner, mixed by
Hugo Nicolson for Big Life Management
Taken from the album "We Are Not The
Infadels".

For further information and licensing
contact:

Wall of Sound, Office 2, 9 Thorpe Close,
London W10 5XL
general@wallofsound.uk.com
www.wallofsound.net
www.infadels.co.uk

"Cool Boots"

Performed by Automato

Written by A. Frankel, B. Fries, J.
Levine, N. Millhiser

Published by Hyphens and Ys (ASCAP)
Produced by Tim Goldsworthy and
James Murphy for the DFA
Automato appears courtesy of Capitol
Records

"Hey Scenesters" – The Cribs

Performed by The Cribs

Written by Gary Jarman/Ross
Jarman/Ryan Jarman

Published by Chrysalis Music LTD
P and © Wichita Recordings 2005
www.wichita-recordings.com
www.thecribs.com

"I Changed My Mind (Stereo MCs Rattle
Snake Remix)"

Performed by Lyrics Born

Written by Tom Shimura, J. Whitefield,
M. Whitefield, B. Baral.

Published by Asia Born Music (ASCAP),
J. Whitefield (AMV Alster), M.
Whitefield (AMV Alster), B. Baral (AMV
Alster).

Produced and arranged by Stereo MCs,
additional arrangement by Lyrics Born
and The Poets of Rhythm
Lyrics Born appears courtesy of
Quannum Projects.

"Intro (Reprise)"

Performed by ILS

Words & Music by Illian Walker
© 2005, Anger Music

EMI Music Publishing Ltd, WC2H 0QY.
Remix and additional production by
T.Beaufoy and C.Pardy.

(p) 2005 Distinctive. (c) 2005
Distinctive. Licensing enquiries please
contact: HYPERLINK

"mailto:info@distinctiverecords.com"
info@distinctiverecords.com
Taken from the album 'Bohemia' out
now on Distinctive.
www.distinctiverecords.com
www.ilsmusic.com

"Louis XIV"

Performed by Louis XIV
Words and Music by Jason Staehler Hill
and Brian Joseph Karscig
Copyright (c) 2003 Ensign Music
Corporation/Hopesick Music Publishing
(Administered by Ensign Music
Corporation)(BMI)
Used by Permission. All Rights
Reserved.
ISRC USAT20403532
(P) 2005 WEA International Inc.
Licensed courtesy of Rhino US

"My Favorite Mutiny"

Performed by The Coup, Black Thought,
Talib Kweli
Written by R. Riley, T.K. Greene, T.
Trotter.
Published by Field Negro Music/Music
of Windswept (ASCAP), Careers/BMG
Music Publishing (BMI), and Penskills
Music/Songs of Windswept Pacific
(BMI)
Produced by R. Riley
The Coup appear courtesy of Epitaph
Records, T. Trotter appears courtesy of
The Roots, T.K. Greene appears
courtesy of Blacksmith.

"New Health Rock"

Performed by TV On The Radio
Published by Chrysalis Music Inc.
Recording kindly used with the
permission of Touch and Go Records
Inc. www.touchandgorecords.com

"Nowhere Again"

Performed by The Secret Machines
Written by - Josh Garza/Brandon
Curtis/Benjamin Curtis
Published by Chrysalis Music Inc.
ISRC USRE10400004
(P) 2004 WEA International Inc.
Licensed courtesy of Rhino

"O.F.G"

Performed by zZz
Written by Bjorn Ottenheim/Daan
Schinkel
Published by Twee Music/Chrysalis
Benelux
Recording used by kind permission of
Excelsior Recordings.
Taken from the album "Sound of zZz"
Cat# EXCEL96082
www.excelsior-recordings.com
www.soundofzzz.com

"Oh My God"

Performed by Kaiser Chiefs
Written by
(Hodgson/Wilson/White/Baines/Rix)
Published by Rondor Music London Ltd
Courtesy of Interscope Records /
Polydor UK Ltd
Licensed by kind permission from the
Film & TV licensing division
Part of the Universal Music Group

"Racing Towards The Sun"

Performed by QUEEN ADREENA
Words & Music by Catherine Jane
Garside, Crispin Gray and Peter Howard
© 2005, Delabel Music Publishing (UK)
EMI Music Publishing Ltd, WC2H 0QY.
Produced by Paul Corkett and Queen
Adreena
Kindly used with the permission of ONE
LITTLE INDIAN.

"That You Might"

Performed by Home Video
Written & Produced by David
Gross/Collin Ruffino
Published by Chrysalis Music LTD
(P)2004 Warp Records Limited
Courtesy of Warp Records
www.homevideooffice.com

"The Cookie"

Dr Rubberfunk – Featuring Mr.G?der &
The Quincy Sparks Sextet
Written by S.Ward, arranged &
produced by Dr.Rubberfunk for
www.funkydown.com
Published by Asongs. (p)+ © GPS
Recordings 2003.

"The Mask"

Performed by Dangerdoom feat.
Ghostface
Written by Brian Burton/Dennis
Coles/Daniel Dumile
Published by Chrysalis Music LTD &
Navy Yard Music
Produced by Danger Mouse.
(P) 2005 Lex Records.
Taken from the album DANGERDOOM
"The Mouse And The Mask" out on Lex
Records.
www.lexrecords.com

"Tito's Way"

Performed by The Juan Maclean
Words & Music by The Juan Maclean
and Nancy Whang
© 2005, Delabel Music Publishing (UK)
EMI Music Publishing Ltd, WC2H 0QY
Licensed courtesy of EMI Records Ltd.

"Too Cold"

Performed by Roots Manuva
Written by Rodney Smith/Andrew
Ross/Ralph Lamb
Published by Chrysalis Music LTD.
(P) Big Dada 2005
Licensed courtesy of Big Dada/Ninja
Tune
www.bigdada.com

"Tribulations"

Performed by LCD Soundsystem
Written by James Murphy. Published by
Guy with Head and Arms Music
(ASCAP).
Licensed courtesy of EMI Records Ltd.

"Volume"

Performed by Libretto and Lifesavas
Written by S. David, M. Jackson,
M. Irving
Published by Pregnant Drumz Music
(ASCAP), Slum Funk (ASCAP), Lyrics to
Go (ASCAP)
Produced by Jumbo the Garbagegeman.
Libretto appears courtesy of Dimmak
Records. Lifesavas appear courtesy of
Quannum Projects.

"Way Out"

Performed by London Funk Allstars
Written by Jason Carter
Published by Just Isn't Music
(P) Ninja Tune 1996
Licensed courtesy of Ninja Tune
www.ninjatune.net

"White Noise"

Performed by The Vacation
Credit – "White Noise" performed by
The Vacation
Written by Stephen Tegel/Benjamin
Tegel
Published by Chrysalis Music Inc.
(P) & © 2004 The Vacation/Chrysalis
Music under license to THE ECHO
LABEL

"Worth It"

Written and performed by Narco.
Mixed by Rich N
(P) & © 2005 Fume Recordings Ltd.
www.narcomusic.co.uk

"No Consequences"

Performed by Narco
Recording used by kind permission of
Nimrod

1978 TRACKS:

"Come and Get It" * / "Mango Man"
** / "Monkey Nuts" ** / "New York
Pity" ** / "Plastic Boys" * / "Smack the
Bird" ** / "Want what I got" *

Written by Marc Canham and Ed
Scroggie

Performed by King G and The
Reflections*, The Nimrod Express**

Produced by Richard Aitken

(P) + © www.nimrodproductions 2006

Music Licensing:
Nimrod Productions



2006 TRACKS:

"Amplified Sin" * / "Bleach City" * / "I
can't see you" *** / "My DJ is a Driver"
** /

"No Consequences" * / "Songs of
Innocence"*** / "The Spin" ** /

"Vertical Flip" ** /

"You don't look like a cop" *** /

Written by Marc Canham, Gan Juan
and Ed Scroggie

Performed by Narco feat. Gan Juan*,
Vox feat. Chopper**, Gan Juan feat.
Vox***

Produced by Richard Aitken

(P) + © www.nimrodproductions 2006

MUSIC

Music Supervisor:

Marc Canham

Composers:

Marc Canham

Andy Gannon

Ed Scroggie

Producer:

Richard Aitken

Music Recorded at Nimrod Studios

www.nimrodproductions.com

TECHNICAL SUPPORT (U.S. & CANADA)

Help Via the Internet

Up-to-the-minute technical information about Atari products is generally available 24 hours a day, 7 days a week via the Internet at: atarisupport.com

Through this site you'll have access to our **FAQ** (Frequently Asked Questions) documents, our **Hints/Cheat Codes** if they're available, and an **E-Mail** area where you can get help and ask questions if you do not find your answers within the FAQ.

Note: In the event we must send you a Hint Sheet, FAQ document, patch or update disc via E-mail, we may require verifiable consent from a parent or guardian in order to protect children's privacy and safety online. Consent Forms are available at the web site listed above.

Help Via Telephone in the United States & Canada

For phone assistance, call **Atari Technical Support** at **(425) 951-7108**. Our Interactive Voice Response system is generally available 24/7, providing automated support solutions immediately.

This console-based product has automated support, which includes information such as gameplay tips, information on Control Keys, possible Cheat Code combination keys, and instructions for finding secret screens and/or additional game levels (if these type of items exist and are made available for this particular product).

Great News! We've improved our Automated Systems so that you can get product-specific Troubleshooting help more quickly. All you need to do is enter the product's **Part #** when prompted to do so. This will take you directly to all of our known issues and solutions for this title. The product's **Part #** is located in several places (on the CD label, Game Pak, package and/or plastic disc case, if applicable) and is usually identified by a number such as **04-12345**. When prompted by the Automated System, enter the **last five digits** of your product's Part #. (For example, Part # 04-12345 would require that you enter the "12345" portion of the number for that product.) **Note:** Some products simply feature a five-digit Part # without an "04-" prefix.

Live support is generally available Monday through Friday, 8:00 AM until 6:00 PM (Pacific Time). **Note:** We may be closed on major holidays.

Product Return Procedures in the United States & Canada

In the event our technicians at **(425) 951-7108** determine that you need to forward materials directly to us, please include a brief letter explaining what is enclosed and why. Make sure you include the Return Merchandise Authorization Number (RMA#) supplied to you by the technician, and your telephone number in case we need to call you. You will receive the mailing address when the technician gives you the RMA#. Any materials not containing this RMA# will be returned to you unprocessed.

Warranty Policy in the United States & Canada

If our technicians determine that the product storage medium is found to be defective within ninety (90) days of original purchase, (unless otherwise provided by applicable law), Atari will replace the item free of charge, to the original purchaser, if the item is accompanied by the original dated receipt and packaging.

KOREA

ATARI KOREA

Phone: +82 2 545 4555

Email: support.kr@atari.com

Website: <http://kr.atari.com/>

TAIWAN & CHINA

ATARI TAIWAN

Phone: +886 2 2546 9888

Email: service.tw@atari.com

Website: <http://www.tw.atari.com/>

SINGAPORE, HONG KONG, MALAYSIA, THAILAND, THE PHILIPPINES

ATARI SINGAPORE

Phone: +65 6538 9700

Email: techsupport.sg@atari.com

Website: - no website as yet

AUSTRALIA

ATARI AUSTRALIA

Phone: "Games Hotline" 1902 26 26 26 (Calls charged at \$1.80+ GST per minute – higher rates apply to pay phones and mobile phones)

Email: support.australia@atari.com

Website: <http://www.atari.com.au>

NEW ZEALAND

ATARI NEW ZEALAND

Phone: "Games Hotline" 0900 54263 (Calls charged at \$1.99+ GST per minute – higher rates apply to pay phones and mobile phones)

Email: support.australia@atari.com

Website: <http://www.atari.com.au>

END-USER LICENSE AGREEMENT

IMPORTANT — READ CAREFULLY: Please be sure to carefully read and understand all of the rights and restrictions described in this End-User License Agreement ("EULA").

AGREEMENT

This document is an agreement between you and Atari, Inc. and its affiliated companies ("Company"). The enclosed software game disc(s), cartridge or Game Pak ("Software") and any accompanying printed materials are licensed to you only on the condition that you accept all of the terms contained in this EULA.

By opening this package and installing or otherwise using the Software you agree to be bound by the terms of this EULA. If you do not agree to the terms of this EULA you may not install or use the Software and within 15 days of purchase you must call the Tech Support telephone number listed in the manual accompanying the Software (the "Manual"). Select the Automated Phone System's Main Menu option for Consumer Services and follow the prompts.

You will be given a Return Merchandise Authorization number (RMA #) by the technician. You then have 15 days from the date of this contact to return the Software in its protective covering, the Manual and the original sales invoice to the address supplied to you.

If this is a PC product, when you install the Software you will be asked to review and either accept or not accept the terms of the EULA by clicking the "I Accept" button. By clicking the "I Accept" button you acknowledge that you have read the EULA, understand it and agree to be bound by its terms and conditions.

COPYRIGHT

The Software is protected by copyright laws and international copyright treaties, as well as other intellectual property laws and treaties. All title and copyrights in and to the Software (including but not limited to any images, photographs, animations, video, music, text and "applets" incorporated into the Software) and any printed materials accompanying the Software are owned by the Company or its Licensors.

GRANT OF LICENSE

The Software is licensed and not sold to you and its use is subject to this EULA. The Company grants you a limited, personal, non-exclusive license to use the Software in the manner described in the user documentation. The Company reserves all rights not expressly granted to you in this EULA.

PERMITTED USES

1. If the Software is configured for loading on a hard drive, you may install and use the Software on a single computer.
2. You may make and maintain one copy of the Software for backup and archival purposes, provided that the original and copy of the Software are kept in your possession.
3. You may permanently transfer all your rights under this EULA, provided you retain no copies, you transfer all of the Software (including all component parts, the media and printed materials and any upgrades) and the recipient reads and accepts this EULA.

RESTRICTIONS

1. You may not delete or obscure any copyright, trademark or other proprietary notice on the Software or accompanying printed materials.
2. You may not decompile, modify, reverse engineer, disassemble or otherwise reproduce the Software.
3. You may not copy, rent, lease, sublicense, distribute, publicly display the Software, create derivative works based on the Software (except to the extent expressly permitted in the Editor and End-User Variation section of this Agreement or other documentation accompanying the Software) or otherwise commercially exploit the Software.
4. You may not electronically transmit the Software from one computer, console or other platform to another or over a network.
5. You may not use any backup or archival copy of the Software for any purpose other than to replace the original copy in the event it's destroyed or becomes defective.

EDITOR AND END-USER VARIATIONS

If the Software includes a feature that allows you to modify the Software or to construct new variations (an "Editor"), you may use such Editor to create modifications or enhancements to the Software, including the construction of new levels (collectively the "Variations"), subject to the following restrictions. Your Variations: (i) must only work with the full, registered copy of the Software; (ii) must not contain modifications to any executable file; (iii) must not contain any libelous, defamatory or other illegal material, material that is scandalous or invades the rights of privacy or publicity of any third party; (iv) must not contain any trademarks, copyright-protected work or other property of third parties; and (v) may not be commercially exploited by you, including but not limited to making such Variations available for sale or as part of a pay-per-play or timesharing service.

TERMINATION

This EULA is effective until terminated. You may terminate this EULA at any time by destroying the Software. This EULA will terminate automatically without notice from the Company if you fail to comply with any provisions of this EULA. All provisions of this EULA as to warranties, limitation of liability, remedies and damages will survive termination.

LIMITED WARRANTY AND DISCLAIMER OF WARRANTIES

You are aware and agree that use of the Software and the media on which is recorded is at your sole risk. The Software and media are supplied "AS IS." Unless otherwise provided by applicable law, the Company warrants to the original purchaser of this product that the Software storage medium will be free from defects in materials and workmanship under normal use for ninety (90) days from the date of purchase. The warranty is void if the defect has arisen through accident, abuse, neglect or misapplication. If the Software fails to conform to this warranty, you may at your sole and exclusive remedy, obtain a replacement free of charge if you return the defective Software. Follow the Product Return Procedures described in the Manual. The Company does not warrant that the Software or its operations or functions will meet your requirements, or that the use of the Software will be without interruption or error.

TO THE FULLEST EXTENT PERMISSIBLE UNDER APPLICABLE LAW, EXCEPT FOR THE EXPRESS WARRANTY SET FORTH ABOVE, THE COMPANY DISCLAIMS ALL WARRANTIES, EXPRESS OR IMPLIED, INCLUDING AND WITHOUT LIMITATION, THE IMPLIED WARRANTIES OF MERCHANTABILITY AND FITNESS FOR A PARTICULAR PURPOSE AND NON-INFRINGEMENT. EXCEPT FOR THE EXPRESS WARRANTY SET FORTH ABOVE, THE COMPANY DOES NOT WARRANT, GUARANTEE OR MAKE ANY REPRESENTATION REGARDING THE USE OR THE RESULTS OF THE USE OF THE SOFTWARE IN TERMS OF ITS CORRECTNESS, ACCURACY, RELIABILITY, CURRENTNESS OR OTHERWISE. SOME JURISDICTIONS DO NOT ALLOW THE EXCLUSION OF OR LIMITATIONS ON IMPLIED WARRANTIES, SO THE ABOVE EXCLUSIONS AND LIMITATIONS MAY NOT APPLY TO YOU.

LIMITATION OF LIABILITY

IN NO EVENT WILL THE COMPANY OR ITS EMPLOYEES OR LICENSORS BE LIABLE FOR ANY INCIDENTAL, INDIRECT, SPECIAL, CONSEQUENTIAL OR PUNITIVE DAMAGES, OR ANY DAMAGES WHATSOEVER (INCLUDING, WITHOUT LIMITATION, DAMAGES FOR INJURY TO PERSON OR PROPERTY, FOR LOSS OF PROFITS, BUSINESS INTERRUPTION, LOSS OF BUSINESS INFORMATION, LOSS OF PRIVACY, FAILURE TO MEET ANY DUTY AND NEGLIGENCE) ARISING OUT OF OR IN ANY WAY RELATED TO THE USE OR INABILITY TO USE THE SOFTWARE, EVEN IF THE COMPANY OR AN AUTHORIZED REPRESENTATIVE OF THE COMPANY HAS BEEN ADVISED OF THE POSSIBILITY OF SUCH DAMAGES. SOME JURISDICTIONS DO NOT ALLOW THE EXCLUSION OF LIABILITY FOR INCIDENTAL OR CONSEQUENTIAL DAMAGES, SO THE ABOVE EXCLUSION MAY NOT APPLY TO YOU.

IN NO EVENT WILL THE LIABILITY OF THE COMPANY FOR DAMAGES WITH RESPECT TO THE SOFTWARE EXCEED THE AMOUNTS ACTUALLY PAID BY YOU FOR THE SOFTWARE.

CHOICE OF LAW AND VENUE

This EULA is governed by the laws of the United States of America and the State of New York, exclusive of its conflicts of law provisions. The exclusive venue for litigation regarding or arising from this EULA is New York County, New York and you agree to submit to the Jurisdiction of the courts of New York County, New York for any such litigation.

MISCELLANEOUS

If any provision or portion of this EULA is found to be unlawful, void, or for any reason unenforceable, it will be severed from and in no way affect the validity or enforceability of the remaining provisions of the EULA. This EULA constitutes the entire agreement between you and the Company regarding the Software and its use.

Driver Parallel Lines Copyright © 2006 Atari, Inc. All rights reserved. DRIVER and related logos, characters, names, and distinctive likenesses thereof are trademarks of Atari, Inc. Atari and the Atari logo are trademarks owned by Atari Interactive, Inc. All other trademarks are the property of their respective owners. Created and developed by REFLECTIONS Interactive Limited, an Atari studio. The Empire State Building Design is a trademark of Empire State Building Company LLC. and is used with permission. The ESRB rating icons are trademarks of the Entertainment Software Association.

©2006 Atari, Inc. All Rights Reserved.

DRIVER and related logos, characters, names and distinctive likenesses thereof are trademarks of Atari, Inc. Created and developed by REFLECTIONS Interactive Limited, an Atari studio. The Empire State Building Design is a trademark of Empire State Building Company LLC and is used with permission. The ESRB rating icons are trademarks of the Entertainment Software Association.

GET MORE NOW!

***Register online today at
<http://www.gameregister.com> to receive special
offers and the inside scoop about Atari products!***

Your privacy is assured. For more information about our
privacy policy, visit <http://www.atari.com/us/privacy>.

Atari, Inc.
417 Fifth Avenue
New York, NY 10016 USA

PRINTED IN USA.

ATARI

Part # 26688M