



© MGA

BRATZTM

Really
Girlz Rock

EVERYONE
E
CONTENT RATED BY
ESRB

**PLAY
THQ**TM

⚠ WARNING: PHOTSENSITIVITY/EPILEPSY/SEIZURES

READ BEFORE USING YOUR PLAYSTATION®2 COMPUTER ENTERTAINMENT SYSTEM.

A very small percentage of individuals may experience epileptic seizures or blackouts when exposed to certain light patterns or flashing lights. Exposure to certain patterns or backgrounds on a television screen or when playing video games may trigger epileptic seizures or blackouts in these individuals. These conditions may trigger previously undetected epileptic symptoms or seizures in persons who have no history of prior seizures or epilepsy. If you, or anyone in your family, has an epileptic condition or has had seizures of any kind, consult your physician before playing. IMMEDIATELY DISCONTINUE use and consult your physician before resuming gameplay if you or your child experience any of the following health problems or symptoms:

- dizziness
- altered vision
- eye or muscle twitches
- loss of awareness
- disorientation
- seizures
- any involuntary movement or convulsion

RESUME GAMEPLAY ONLY ON APPROVAL OF YOUR PHYSICIAN.

Use and handling of video games to reduce the likelihood of a seizure

- Use in a well-lit area and keep as far away as possible from the television screen.
- Avoid large screen televisions. Use the smallest television screen available.
- Avoid prolonged use of the PlayStation®2 system. Take a 15-minute break during each hour of play.
- Avoid playing when you are tired or need sleep.

Stop using the system immediately if you experience any of the following symptoms: lightheadedness, nausea, or a sensation similar to motion sickness; discomfort or pain in the eyes, ears, hands, arms, or any other part of the body. If the condition persists, consult a doctor.

WARNING TO OWNERS OF PROJECTION TELEVISIONS:

Do not connect your PlayStation®2 system to a projection TV without first consulting the user manual for your projection TV, unless it is of the LCD type. Otherwise, it may permanently damage your TV screen.


HANDLING YOUR PLAYSTATION®2 FORMAT DISC:

- This disc is intended for use only with PlayStation®2 consoles with the NTSC U/C designation.
- Do not bend it, crush it or submerge it in liquids.
- Do not leave it in direct sunlight or near a radiator or other source of heat.
- Be sure to take an occasional rest break during extended play.
- Keep this compact disc clean. Always hold the disc by the edges and keep it in its protective case when not in use. Clean the disc with a lint-free, soft, dry cloth, wiping in straight lines from center to outer edge. Never use solvents or abrasive cleaners.

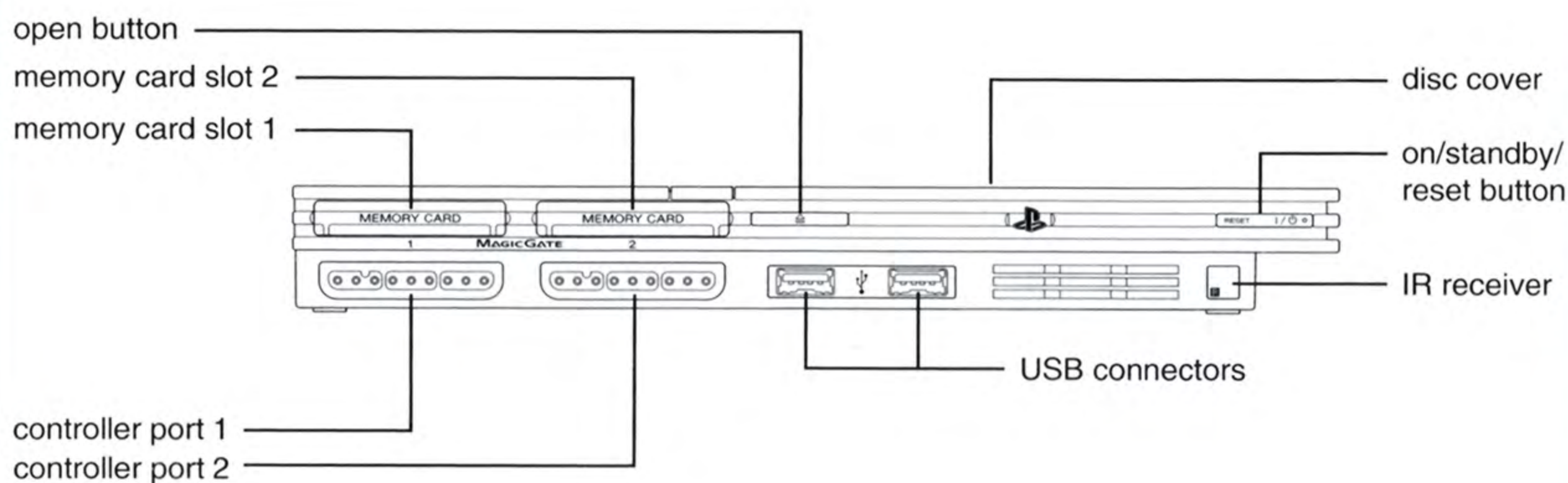


CONTENTS

| | |
|-----------------------------------|-----------|
| Getting Started | 2 |
| Controls | 3 |
| Main Menu | 4 |
| Mini-Games | 4 |
| Fashion Design | 6 |
| Make-Up | 6 |
| Saving & Loading | 7 |
| Game Options | 7 |
| Limited Warranty | 13 |



GETTING STARTED



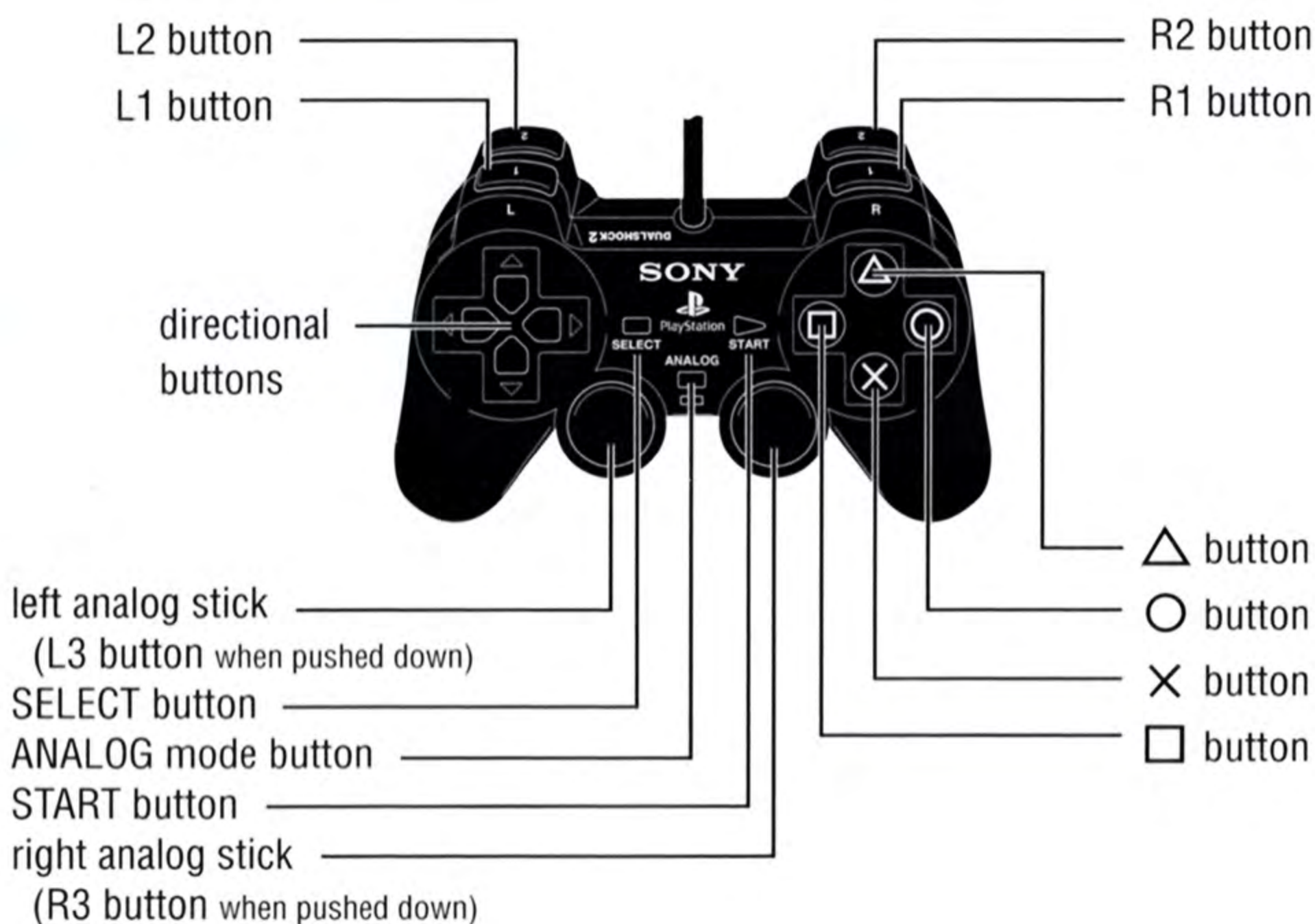
Set up your PlayStation®2 computer entertainment system according to the instructions supplied with your system. Check that the system is turned on (the on/standby indicator is green). Insert the **Bratz™ Girlz Really Rock** disc in the system with the label side facing up. Attach game controllers and other peripherals as appropriate. Follow the on-screen instructions and refer to this manual for information on using the software.

Memory Card (8MB) (for PlayStation®2)

To save game settings and progress, insert a memory card (8MB) (for PlayStation®2) into MEMORY CARD slot 1 of your PlayStation®2 system. You can load saved game data from the same memory card or any memory card (8MB) (for PlayStation®2) containing previously saved games.

CONTROLS

DUALSHOCK®2 ANALOG CONTROLLER CONFIGURATIONS



Main Menu Controls

| | |
|--------------------------|--|
| Directional buttons..... | Highlight Menu Selection |
| left analog stick..... | Highlight Menu Selection |
| ⊗ button..... | Confirm Menu Selection |
| ⊙ button..... | Return to previous menu / Return to game |

Main Controls

| | |
|-------------------------|--------------------------|
| left analog stick..... | Move Character |
| right analog stick..... | Rotate Camera |
| ⊗ button..... | Talk / Interact / Select |
| ⊙ button..... | Use Camera |
| △ button..... | Use Cell Phone |
| ⬆ button..... | Back / Close |
| ▶ button..... | Pause Game |

Camera Mode

| | |
|----------------------------------|----------------|
| left analog stick..... | Aim the Camera |
| ⊗ button..... | Take Photo |
| Directional buttons Up/Down..... | Zoom |
| ⊙ button..... | Put Away |

Pet Controls

| | |
|---------------|---------------|
| □ button..... | Pet Obedience |
| ⊗ button..... | feed Pet |

MAIN MENU

After the game starts up, you will be at the Main Menu. Make your selection from the following choices.

NEW GAME

Start a new game.

LOAD GAME

Load a game that you previously saved.

MULTIPLAYER GAMES

Compete against your friends in exciting mini-games that you have unlocked during the main game.

EXTRAS

See the extras that you have earned during the game.

OPTIONS



Adjust volume, vibration, and subtitles.







MINI-GAMES



ROCKIN' GUITAR / JAMMIN' KEYBOARD / SIZZLIN' MOVES

Use the left analog stick to select your options before the game. Press the  button to confirm your selection, press the  button to go back.

When you and the other Bratz™ are playing music, press the , , , or  button as the pattern scrolls from right to left.



MINI-GAMES



X-TREME SKYDIVING

Use the left analog stick to select your options before the game. Press the \times button to confirm your selection, press the \triangle button to go back.

Use the left analog stick to move through the air. Move your character into position then use the left analog stick and right analog stick to copy the gestures shown to pose on screen.



MINI-GOLF MADNESS

Use the Directional buttons to select your options before the game. Press the \times button to confirm your selection, press the \triangle button to go back.

Use the left analog stick to aim your shot. Pull the right analog stick back to vary the power of your shot. Quickly move the right analog stick forward to hit the ball. Press the \square button to get an overhead view. Press the \times button to step up to the ball after a practice swing.

FASHION DESIGN

Tap in to your inner Fashion Designer and create some super stylin' outfits for your Bff's, the Bratz™! Use the left analog stick to move the onscreen cursor. Press the **X** button to select the different options. Drag and drop the different fabrics and colors into the available slots to customize your clothes.

MAKE-UP

Use the left analog stick to move the cursor around the screen. Press the left analog stick and the **X** button to apply the make-up. Press the **O** button to Undo. Press the **A** button to Exit.

Make-Up Tips

Eye Make-up

Pick a color from the available compacts. Then choose from one of the two Eye Shadow Brushes to apply the make-up using the left analog stick and the **X** button.

Blush


Select the Blush brush and pick a color. Use the left analog stick and the **X** button to apply the make-up.

Lipstick

Select the lipstick icon and then pick a color from the palette. Use the left analog stick and the **X** button to apply the make-up.

Clean

Select the tissues to wipe away make-up with the left analog stick. You can remove some of your make-up or wash your whole face.



SAVING & LOADING

Throughout the game you are prompted to save your progress. Choose the Save option on the Cell Phone or Lap Top at any time to save your game. When you want to play again, choose Continue Game from the Story Mode option in the Menu to continue your adventure! You can select from any of the three available Save Slots to save your game.

GAME OPTIONS

SOUND & MUSIC VOLUME

Use the slider to set the Sound & Music Volume.

SPEECH VOLUME

Use the slider to set the Speech Volume.

VIBRATION

Turn Vibration on or off for your Dual Shock 2 Analog Controller.

SUBTITLES

Turn the Subtitles on and off.





NOTES

A large, empty rectangular area with rounded corners, intended for writing notes.



NOTES



A large, empty rectangular area with rounded corners, intended for writing notes.



**Now You Can Watch the
Movie that Inspired the Game!**

Bratz™ Sing And Dance Through Their First-Ever Musical Movie!



**Includes
8 Songs!
Available on
iTunes®.**

Own It Today on DVD!

Apple, the Apple logo, and iTunes are trademarks of Apple Inc., registered in the U.S. and other countries. TM & © MGA Entertainment, Inc. BRATZ™ and all related logos, names, characters, distinctive likenesses and slogans are the exclusive property of MGA. All rights reserved.



BRATZ™

The Only Girls With a Passion for Fashion!™

Really Girlz Rock

Issue #1



Now available in
footwear at
selected
retailers
nationwide



SGFootwear

Keeping in Step®


www.sgfootwear.com



BRATZ™

SUPER-BRATZ

the manga



The BRATZ™ girls discover they have superpowers! But they'll have to figure out how to use them fast before some of their classmates wreak havoc with superpowers of their own.

AVAILABLE WHEREVER
BOOKS ARE SOLD

Read *Bratz*™ online at
www.TOKYOPOP.com/superbratz

LIMITED WARRANTY

Warranty and Service Information

In the unlikely event of a problem with your product ("Product"), you may only need simple instructions to correct the problem. Please contact the THQ Inc. ("THQ") Customer Service Department at (818) 880-0456 or on the web at <http://www.thq.com> before returning the Product to a retailer. Live Customer Service Representatives are available to help you Monday through Friday 9am to 5pm PST or you can use our automated systems by phone or on the web 24 hours a day, 7 days a week. Please do not send any Product to THQ without contacting us first. Your 5 digit **Product Code** is **46141**. Please use this code to identify your Product when contacting us.

Limited Warranty

THQ warrants to the best of THQ's ability to the original consumer purchaser of the Product that the medium on which the Product is recorded shall be free from defects in materials and workmanship for a period of ninety (90) days from the original date of purchase. The Product is sold "as is," without express or implied warranty of any kind, and THQ is not responsible for any losses or damages of any kind resulting from use of this Product. If a defect occurs during this ninety (90) day warranty period, THQ will either repair or replace, at THQ's option, the Product free of charge. In the event that the Product is no longer available, THQ may, in its sole discretion, replace the Product with a Product of comparable value. The original purchaser is entitled to this warranty only if the date of purchase is registered at point of sale or the consumer can demonstrate, to THQ's satisfaction, that the product was purchased within the last ninety (90) days.

To receive warranty service:

Notify the THQ Customer Service Department of the problem requiring warranty service by calling (818) 880-0456 or on the web at <http://www.thq.com>. If the THQ service technician is unable to solve the problem by phone or on the web via e-mail, he will authorize you to return the Product, at your risk of damage, freight and insurance prepaid by you, together with your dated sales slip or similar proof-of-purchase within the ninety (90) day warranty period to:

THQ Inc.
Customer Service Department
29903 Agoura Road
Agoura Hills, CA 91301

THQ is not responsible for unauthorized returns of Product and reserves the right to send such unauthorized returns back to customers.

This warranty shall not be applicable and shall be void if: (a) the defect in the Product has arisen through abuse, unreasonable use, mistreatment or neglect; (b) the Product is used with products not sold or licensed by Sony Computer Entertainment America or THQ (including but not limited to, non-licensed game enhancement and copier devices, adapters and power supplies); (c) the Product is used for commercial purposes (including rental); (d) the Product is modified or tampered with; (e) the Product's serial number has been altered, defaced or removed.

Repairs after Expiration of Warranty

After the ninety (90) day warranty period, defective Product may be replaced in the United States and Canada for US\$25.00. The original purchaser is entitled to the replacement of defective Product for a fee, only if proof of purchase is provided to THQ. Make checks payable to THQ Inc. and return the product along with the original proof of purchase to the address listed above.

Warranty Limitations

THIS WARRANTY IS IN LIEU OF ALL OTHER WARRANTIES AND REPRESENTATIONS. NO OTHER WARRANTIES OR REPRESENTATIONS OR CLAIMS OF ANY NATURE SHALL BE BINDING ON OR OBLIGATE THQ. ANY APPLICABLE IMPLIED WARRANTIES OR REPRESENTATIONS, INCLUDING WARRANTIES OF MERCHANTABILITY AND FITNESS FOR A PARTICULAR PURPOSE ARE HEREBY LIMITED TO NINETY (90) DAYS FROM THE DATE OF PURCHASE AND ARE SUBJECT TO THE CONDITIONS SET FORTH HEREIN. IN NO EVENT SHALL THQ BE LIABLE FOR CONSEQUENTIAL OR INCIDENTAL DAMAGES RESULTING FROM THE BREACH OF ANY EXPRESS OR IMPLIED WARRANTIES.

The provisions of this warranty are valid in the United States only. Some states do not allow limitations on how long an implied warranty lasts or exclusion of consequential or incidental damages, so the above limitations and exclusions may not apply to you. This warranty gives you specific legal rights, and you may also have other rights, which may vary, from state to state.

Warning

Copying of this Product or any of its contents or elements is illegal and is prohibited by United States and international copyright laws. Back-up or archival copies of this Product or any of its contents or elements are not authorized and are not necessary to protect your Product. United States and international copyright laws also protect this manual and other printed matter accompanying this Product. Violators will be prosecuted.

TM & © MGA Entertainment, Inc. BRATZ™ and all related logos, names, characters, distinctive likenesses and slogans are the exclusive property of MGA and used under exclusive license. Game and Software © 2008 THQ Inc. All Rights Reserved. Developed by Blitz Games Limited. Blitz Games Limited and its logo are trademarks and/or registered trademarks of Blitz Games Limited. THQ, PlayTHQ and their respective logos are trademarks and/or registered trademarks of THQ Inc. All rights reserved. All other trademarks, logos and copyrights are property of their respective owners.



**CHECK IT OUT ON A
COMPUTER NEAR YOU...**



**NEW
GAMES**



**FAVORITE
CHARACTERS**

PLAYTHQ.COMTM



**CHEATS
AND
HINTS**



**ACTIVITIES
AND
GAMES**

BIG NAMES, GREAT GAMES.TM

