

AMERICAN CHOPPER



TEEN
T
CONTENT RATED BY
ESRB

ACTIVISION

WARNING: READ BEFORE USING YOUR PLAYSTATION®2 COMPUTER ENTERTAINMENT SYSTEM.

A very small percentage of individuals may experience epileptic seizures when exposed to certain light patterns or flashing lights. Exposure to certain patterns or backgrounds on a television screen or while playing video games, including games played on the PlayStation 2 console, may induce an epileptic seizure in these individuals. Certain conditions may induce previously undetected epileptic symptoms even in persons who have no history of prior seizures or epilepsy. If you, or anyone in your family, has an epileptic condition, consult your physician prior to playing. If you experience any of the following symptoms while playing a video game — dizziness, altered vision, eye or muscle twitches, loss of awareness, disorientation, any involuntary movement, or convulsions — **IMMEDIATELY** discontinue use and consult your physician before resuming play.

WARNING TO OWNERS OF PROJECTION TELEVISIONS:

Do not connect your PlayStation 2 console to a projection TV without first consulting the user manual for your projection TV, unless it is of the LCD type. Otherwise, it may permanently damage your TV screen.

USE OF UNAUTHORIZED PRODUCT:

The use of software or peripherals not authorized by Sony Computer Entertainment America may damage your console and/or invalidate your warranty. Only official or licensed peripherals should be used in the controller ports or memory card slots.

HANDLING YOUR PLAYSTATION 2 FORMAT DISC:

- This disc is intended for use only with PlayStation 2 consoles with the NTSC U/C designation.
- Do not bend it, crush it or submerge it in liquids.
- Do not leave it in direct sunlight or near a radiator or other source of heat.
- Be sure to take an occasional rest break during extended play.
- Keep this compact disc clean. Always hold the disc by the edges and keep it in its protective case when not in use. Clean the disc with a lint-free, soft, dry cloth, wiping in straight lines from center to outer edge. Never use solvents or abrasive cleaners.



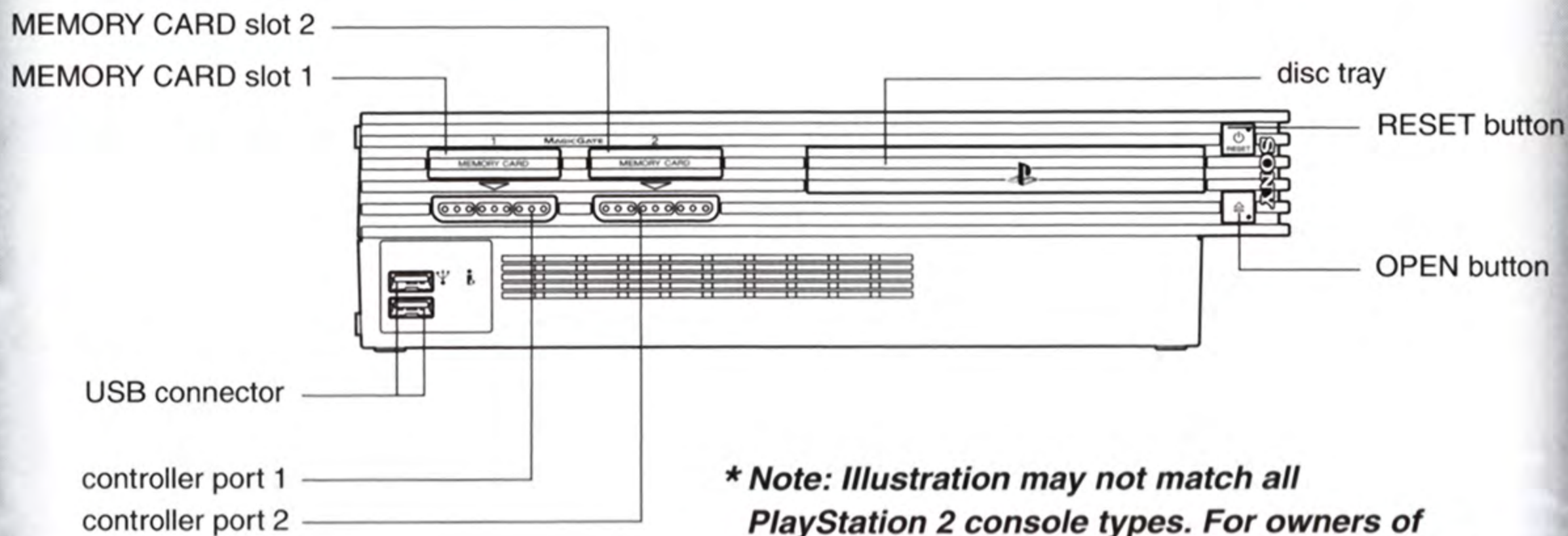
AMERICAN CHOPPER



Starting Up	3
Controls	3
Chopper Riding Tips	4
Transmission	4
Braking	4
High Speed Turning	4
Reverse	4
Burnout	4
Drag Racing	4
Menu Navigation	5
Career Mode	5
Instant Mode	5
Extras	5
Options	5
Credits	5
Gameplay	6
Starting a New Game	6
Chapters	6
Missions	6
Custom Chopper	7
Style Points	7
Power-ups	7
HUD	8
The Bikes Of American Chopper	9
Customer Support	11
Credits	12
Software License Agreement	21

AMERICAN CHOPPER

GETTING STARTED*



Set up your PlayStation®2 computer entertainment system according to the instructions in its Instruction Manual. Make sure the MAIN POWER switch (located on the back of the console) is turned ON. Press the RESET button. When the power indicator lights up, press the OPEN button and the display will open. Place the American Chopper disc on the disc tray with the label side facing up. Press the OPEN button again and the disc tray will close. Attach game controllers and other peripherals, as appropriate. Follow on-screen instructions and refer to this manual for information on using the software.

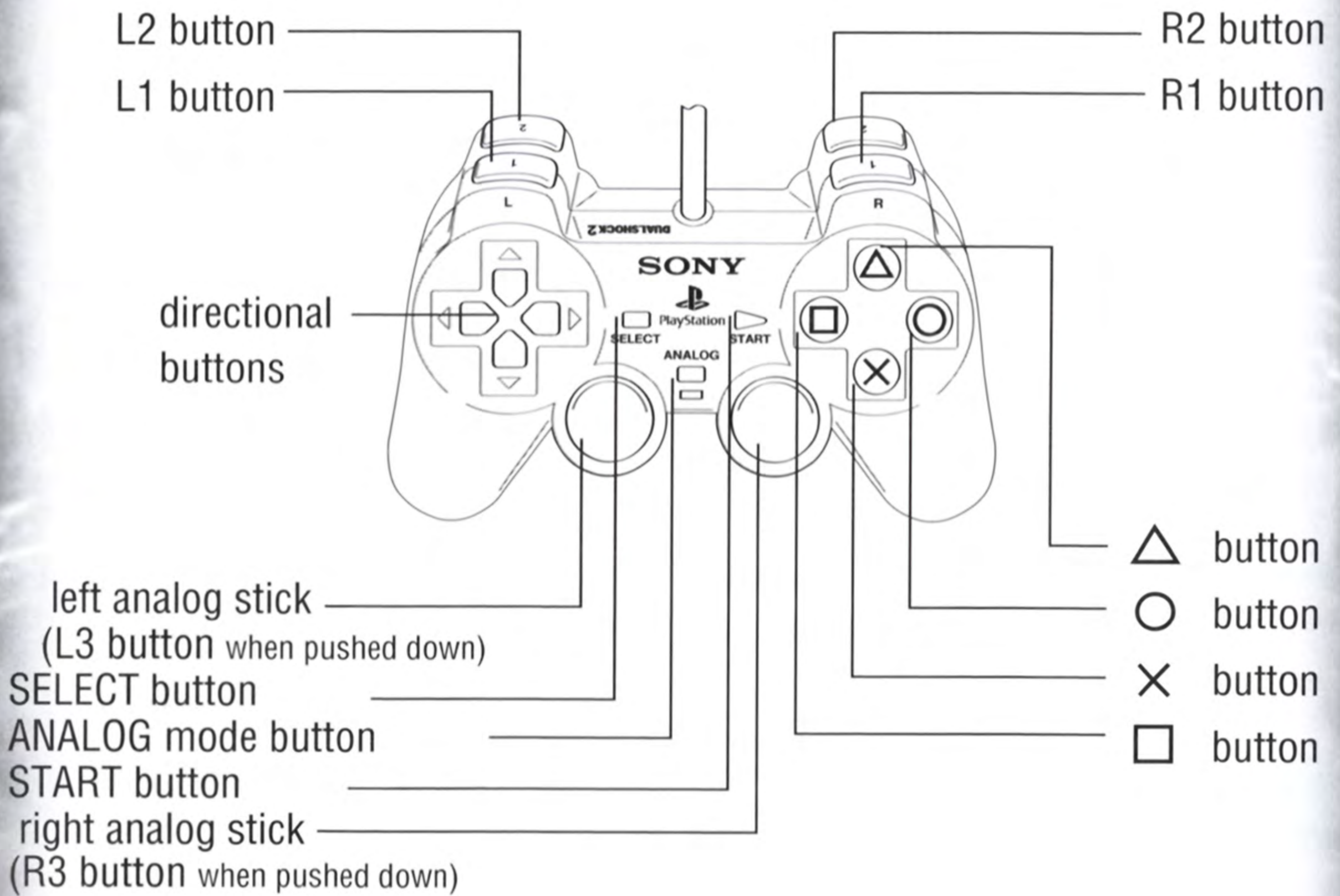
Memory Card (8MB)(for PlayStation®2)

To save game settings and progress, insert a memory card (8MB)(for PlayStation®2) into MEMORY CARD slot 1 of your PlayStation®2 system. You can load saved game data from the same memory card or any memory card (8MB)(for PlayStation®2) containing previously saved games.

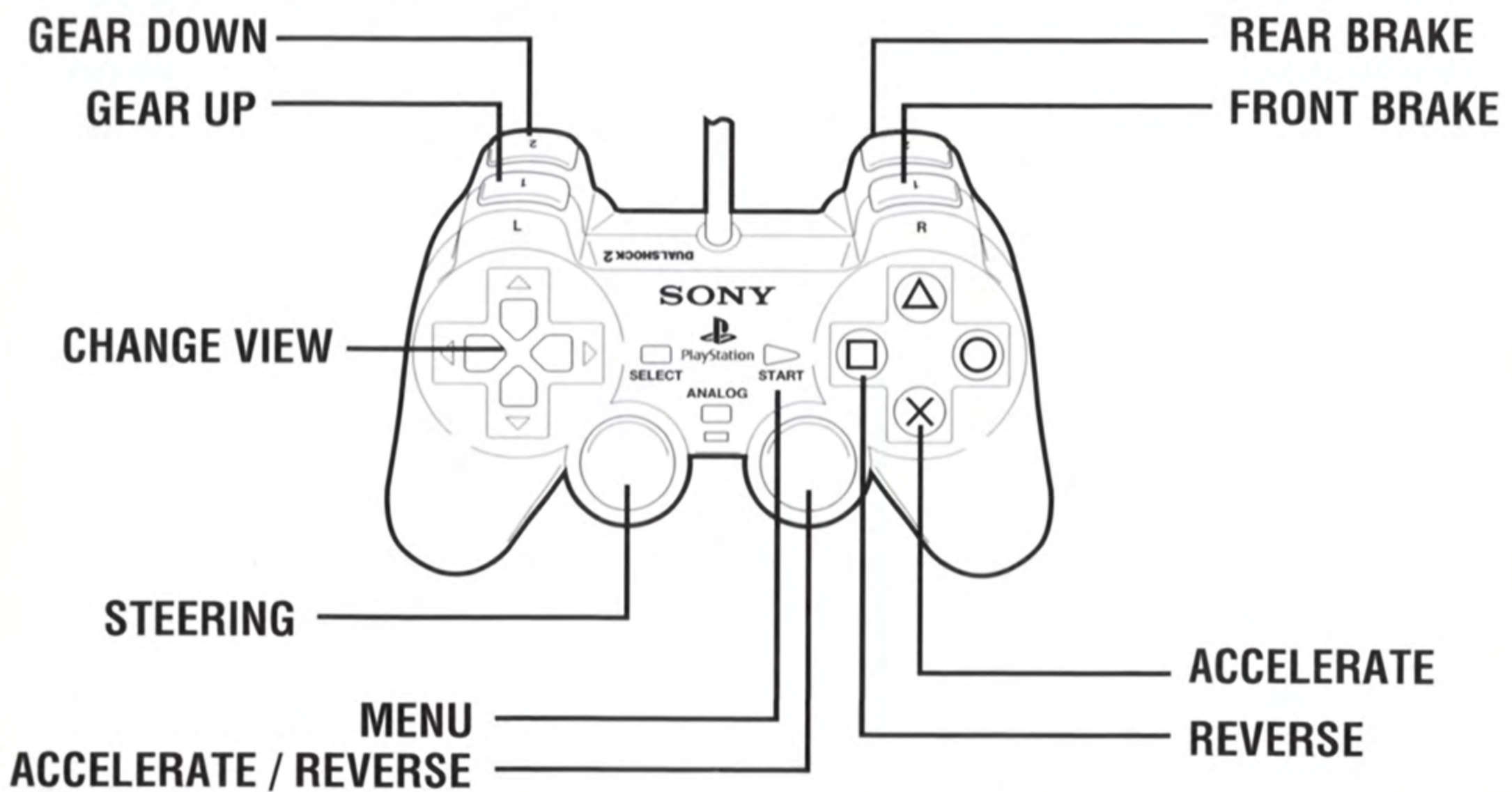
AMERICAN CHOPPER

STARTING UP

DUALSHOCK®2 ANALOG CONTROLLER CONFIGURATIONS



DEFAULT CONTROLS



* Alternate controller configurations are available in the Options menu.



AMERICAN CHOPPER



AMERICAN CHOPPER

CHOPPER RIDING TIPS

Transmission- Automatic or manual transmission can be chosen from the Options menu. In manual transmission, you must control what gear the bike is in. While accelerating, watch the tachometer. Just before it reaches the red zone, push the Gear Up button. Pushing the Gear Down button will lower the gear of your bike. Lower gears give you better acceleration at low speeds, and higher gears give you better acceleration at high speeds. Automatic transmission lets the game change gears for you, automatically.

Braking- All bikes have a front and rear brake, which can be used individually. Use both brakes at once for the quickest stops.

High Speed Turning- Turning too sharply at high speeds causes your bike to slide. Either slow down before you turn or try applying the front brake while you turn.

Reverse- You can only back up while a bike is in neutral. Push the Reverse button or down on the right analog stick to back up.

Burnout- To perform a controlled burnout, come to a complete stop, apply the front brake, accelerate, and steer the bike left or right.

Drag Racing- Drag races are always performed in manual transmission. Upon entering a Drag Race, the transmission is set to manual. After the race is over, it will be reset to its original setting from the Options menu.



AMERICAN CHOPPER

MENU NAVIGATION

Main Menu

Career Mode- Play through a career at American Chopper. You will be running errands for Paul Sr. and Paul Jr., earning Style Points, unlocking custom choppers, and building your own custom bike.

Instant Mode- Replay any mission that you have already completed. Some missions will give you the option to replay a completed mission with any chopper previously unlocked.

Extras- The Extras menu contains several bonus features, including pictures of the theme choppers and the Teutuls.

Statistics- Your driving record.

Art- Concept art and photographs of the Teutuls and their bikes.

Choppers- View the themed choppers in detail.

Options- Change controls, vibration setting, audio levels, save, and load.

Controls- Choose from different control schemes.

Audio- Adjust the volume of music and sound effects.

Gameplay- Settings for controller vibration and bike transmission.

Load/New- Load a previously saved game, or create a new one.

Save- Save the current game.

Credits- The credits.



AMERICAN CHOPPER



GAMEPLAY

Starting a New Game

If this is your first time playing, selecting Career Mode from the main menu will automatically bring you to the Load/New Game menu. Choose New Game, enter a name, and confirm it to proceed to the mission selection screen.

Alternatively, from the main menu, you can select the Options menu, and select Load/New Game.

Chapters

Your career at American Chopper is divided into ten chapters. These chapters contain several missions, some of which must be completed before the next chapter can be accessed. Other missions will remain locked until enough Style Points have been accumulated.

After certain missions within a chapter have been completed, "End of Chapter" will become unlocked. Choosing "End of Chapter" will play the chapter's final cut scene, allow you to customize your own chopper, and then unlock the next chapter.

Missions

Missions are divided into two settings. They either take place in the town of Rock Tavern or on the Open Road, riding to one of the many bike shows the Teutuls attend.

Town- There are many friends and adventures to be found in Rock Tavern. Get to know the streets. Paul Sr. and the people he does business with don't like to be kept waiting. Knowing your way around the residential, commercial, industrial, and park areas will be an asset.

Open Road- The Teutuls show their bikes at many exhibitions across the country, but getting to them can sometimes be a hassle. On the highway, you can really push your bike to the limit, but it must arrive safely and in good condition. Watch out for traffic, obstacles, and enemy bikers.



AMERICAN CHOPPER

Custom Chopper

Throughout the course of the game, you will have the ability to customize your own chopper. Make it look good! Your custom chopper will be on display with the rest of the Teutuls' bikes at bike shows across the nation.

Style Points

Style Points are awarded for the skill you display while riding. Maintaining high speeds and performing 'Near Misses' of other vehicles will earn you Style Points. Be careful not to crash or run down pedestrians while trying to display your Style. These actions will deduct Style Points.

At the end of a successful mission, the Style Points that were accumulated during the mission are added to your Style Point total. As your Style Point total grows, parts for your own custom chopper will become unlocked. The more Style Points you earn, the more options you have available for customizing your chopper.

Power-ups

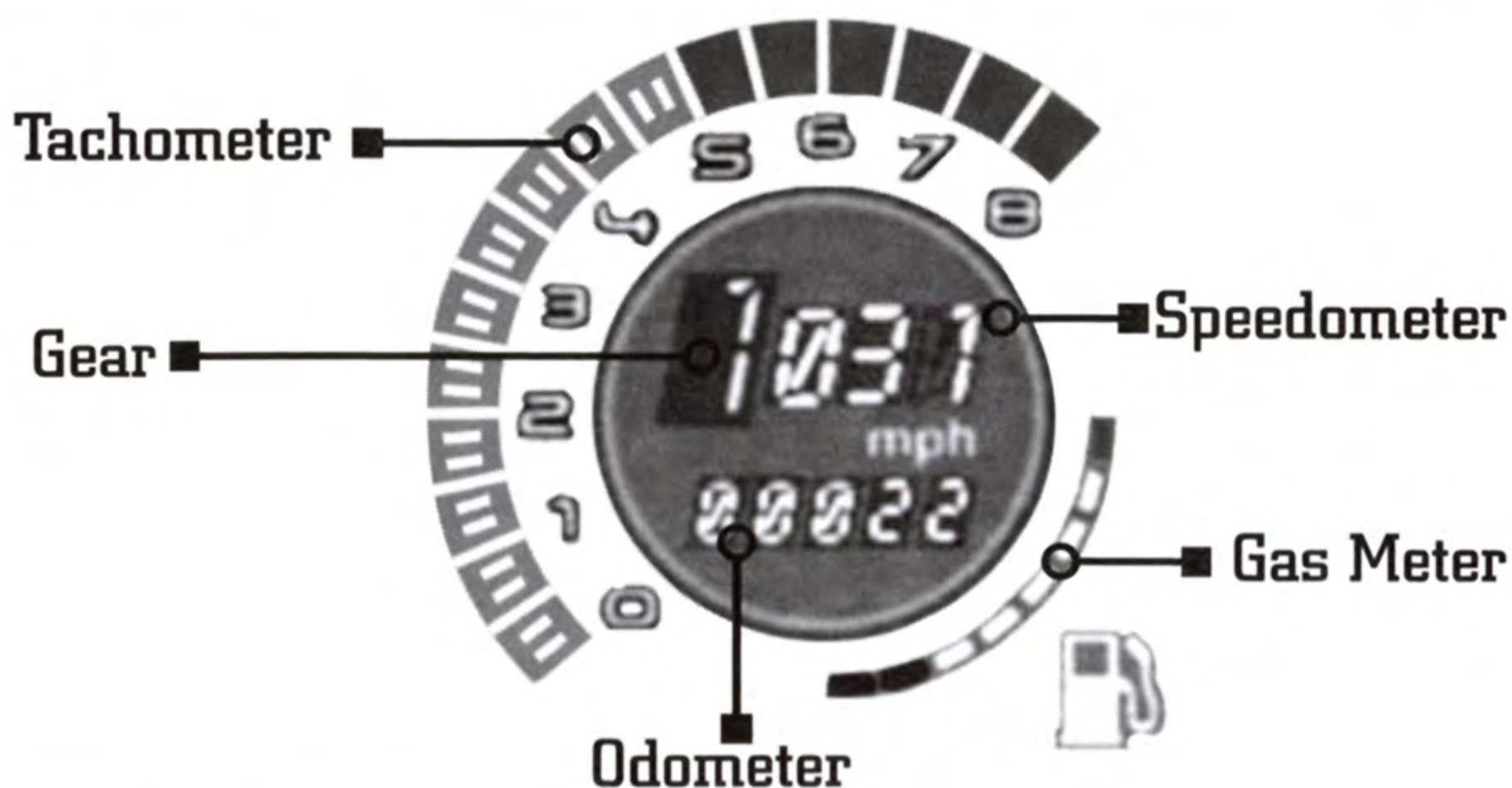
As you are riding around Rock Tavern, keep an eye on your Damage Meter and Gas Meter. Should either of them run low, there are Power-ups available scattered throughout Rock Tavern and the Open Road.

Gas Canister- Power-ups with a gas tank refill your Gas Meter.

Repair Kit- Power-ups with two crossed wrenches repair damage.

AMERICAN CHOPPER

HUD



Speedometer- Displays your speed in miles per hour.

Odometer- Logs how many miles you've driven.

Gear- Shows what gear the transmission is in: neutral, 1, 2, 3, 4, or 5.

Tachometer- Displays the engine's RPMs. When in manual transmission, use this gauge to know when to shift gears.

Gas Meter- The amount of gas in your tank. Find a Gas Canister when this meter is running low. If you run out, the mission is over.

Style Points- Your Style Point total for the current mission. If you successfully complete the mission, this number will be added to your Style Point total.

Damage Meter- A measure of your bike's physical condition. This meter decreases whenever you crash into something. Pick up Repair Kits to keep your bike in good condition. If it runs out, the bike you are riding is totaled, and Paul Sr. will definitely notice. The current mission will come to an end.

Map- A map of the surrounding area.

Big Arrow- You

Small Arrow- Other bikers

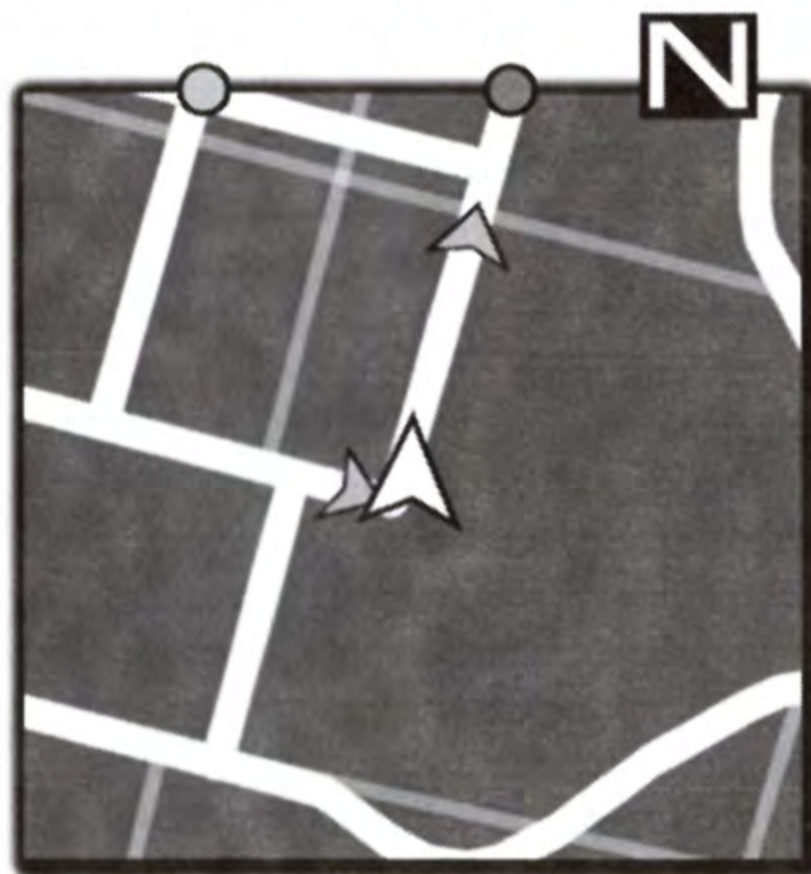
Blue Dot- Next waypoint

Green Dot- Waypoint after next

Blinking Star- Police officer in pursuit

Checkered Flag- Finish line of a race

White Star- American Chopper garage



AMERICAN CHOPPER

THE BIKES OF AMERICAN CHOPPER

Old School Chopper



The Old School Chopper is a throwback to the choppers Paul Sr. first began building. It has a 40 horsepower, 80-inch pan head motor, made of mostly cast iron and steel. Other old school features include a jockey shift, suicide clutch, and kick start. The color scheme is mostly black with gold leaf accents.

Keeping with the old school theme, the front wheel has no fender and both wheels have chrome spokes that provide a nice contrast with the black rims.

Jet Bike



The frame of the Jet Bike has a 10 inch backbone and a single down tube to give it an elongated, aerodynamic feel. The engine is a 130 horsepower V-Twin machined from aluminum. Jet themed features include: a cockpit mounted on the gas tank, 2 missiles beneath the fuel tank made from .50

caliber rounds, a number of smaller rounds mounted on each side of the down tube, a bomb shaped oil tank, a sight mounted on the handle bars, and 2 fins on the rear fender that mimic the tail of a jet. A reinforced wheelie bar not only stabilizes the bike during a wheelie, but also adds to the bike's elongated, aerodynamic look.

Black Widow Bike



The Black Widow Bike is themed after the poisonous black widow spider. The gas tank features the black widow's signature hourglass marking, along with raised chrome webbing. The front and rear fenders are entirely composed of the same webbing. Along with the webbing, a sharp, artistically cut primary

drive guard gives the bike a jagged feel. The bike has a red and black color scheme, accented by the chrome of the webbing and various other parts. The Teutuls also installed an air ride suspension system, which lowers the bike's deck height while being displayed at shows.



AMERICAN CHOPPER



Mikey's Bike



Blues music is the theme for Mikey's Bike. It has pointed rear taillights and a large shark fin on the rear fender. A stretched oil tank, oversized gas tank, and large fenders give the bike a full look. Gold spokes accent the predominantly blue color scheme. Icons of legendary blues musicians and other artists adorn the gas tank and fender.

Tool Bike



For the Tool Bike, the Teutuls decided to use actual tools as the various parts of the bike. The bike uses a suicide shift made from an air ratchet, handlebars fashioned after a turnbuckle, two large wrenches as risers, two closed S-wrenches as struts, curved wrenches as rim supports, and a ratchet for a kickstand. Matching the theme of the wrenches, the frame and handlebars are made from hexagon shaped tube, and the exhaust tubes have hexagon shaped sleeves. A small toolbox is mounted under the seat to mimic an oil tank. The real oil tank is hidden under the transmission. The bike's color is mostly different shades of red, layered, with white pin striping, a rare color for the Teutuls.

Comanche Bike



The dark color and angular design of the Comanche Bike give it a very stealthy look and feel. The frame is made from square piping, and the gas tank is an octagonal shape, which mimics the shape of a cockpit. Instead of sitting above the tree on risers, the handlebars are mounted under the upper tree.

This gives the bike a lower profile. The angular shape of the rear fender, along with blades in the rim of the wheel, mimics the rear rotor of a helicopter. Hydraulically operated, retractable missile flaps are located under the seat, which contain missiles made from .50 caliber rounds. A forward gun is mounted under the motor, and the exhaust pipes are drilled with holes to resemble the barrel of a machine gun.

AMERICAN CHOPPER

POW/MIA Bike



Paul Sr. built the POW/MIA Bike to honor veterans of the Vietnam War. The POW/MIA emblem is included on the trees, gas tank, seat, and rear fender. Hand crafted accent pieces made from twisted metal bar give the bike a personal touch.

Barbed wire is found in the oversized spokes of the wheel, strung along the frame, and in the paint job of the tank and rear fender. The rear fender features the POW/MIA logo, which is cut out of the metal and illuminated from behind. The color scheme is black and white, with the handmade accent pieces chromed.

CUSTOMER SUPPORT

ONLINE SUPPORT

Internet: support@activationvalue.com
or <http://www.activationvalue.com>

OTHER CONTACT METHODS

Fax

(952) 918-9560, 24 hours day

Mail

Activation Value, Customer Support
7800 Equitable Drive, Suite 200
Eden Prairie, MN 55344

Phone

(952) 918-9500. Contact a customer service representative between the hours of 1:00 p.m. and 4:00 p.m. (Central Time) Monday, 10:00 a.m. and 4:00 p.m. (Central Time) Tuesday through Thursday, except holidays.



AMERICAN CHOPPER



CREDITS

ACTIVISION VALUE CREDITS

STUDIO

Producer
Chris Owen

Assistant Producer
Joe Shelton

Executive Producer
Jim Eisenstein

Technology Manager
Chris Arends

Supervisor of Quality Assurance
Jason Lembcke

QA Lead
Chad Schilling

QA Team
Pat Church
Paul Ference
Dean Fingerholz
Nic Flynn
Rasheem Harris
Bob Paterson
Matt Reese
Madison Meahyen
Sean Misgen
Aaron Thompson

**Information Systems
Administrator**
Bob Viau

General Manager
Dave Oxford

Vice President of Studios
Patrick Kelly

Director of Product Development
Chip Pederson

SALES

Vice President of Sales
Tim Flaherty

Regional Sales Directors
Jim Holland
Jennifer Mirabelli Johnson
Dan Matschina

Trade Marketing Manager
Robbin Livernois

MARKETING AND CREATIVE SERVICES

**Vice President of Marketing and
Creative Services**
Mark Meadows

Senior Graphic Artist
Trevor Harveaux

Graphic Artist
Sean James

Web and Video Production
Travis Grawey

LEGAL
Joe Hedges
Brynja Bjarnason



AMERICAN CHOPPER

LICENSING

**Senior Brand and Licensing
Manager**
Andy Koehler

**Director of OEM & Alternative
Channels**
Brian Johnson

OPERATIONS

**Vice President of Business
Affairs**
Chad Koehler

**Director of Operations and
Planning**
Mike Groshens

ADDITIONAL THANKS

Ann Beggs
Don Borchers
Mike Dalton
Sean Dunnigan
Keri Gross
Donna Johnston
Nicole Lindstrom
Kurt Niederloh
Janet Paulson
Andy Spohn
Steve Williams

Studio Recordings by
Steve Harley
Voiceworks Recording Studios, MN

ADDITIONAL THANKS

Brian Kelly
Joe Lovitt
Adam Whisner
Brian Zepp

Sound Engineer
Frank Menges

Sound Effects
Randall Ryan
Hamster Ball Studios, IN

Scriptwriter
Steve McInerney

Art Services
Scott Schomburg

GIANT STUDIOS
Director/Producer
Greg Philyaw

Technical Director
Sarah Mattes

Associate Producers
Ryan Adams
Addison Bath

Motion Editors
Carol Madrigal
Maki Fukomoto

PILGRIM FILMS
Executive Producer
Craig Piligian



AMERICAN CHOPPER



DISCOVERY CHANNEL

Executive Producer
Mark Finkelparl

General Manager
Jane Root

**Senior VP, Strategic Partnerships
& Licensing**
Sharon M. Bennett

**VP, Creative, Strategic
Partnerships & Licensing**
Elizabeth Bakacs

Product Development Manager
Dana Newbold

Manager, Talent Relations
David Schaefer

EXTRA SPECIAL THANKS
Paul Teutul Sr.
Paul Teutul Jr.



CREAT STUDIO

Project Leader
Gleb Yaltchik

Lead Programmer
Dmitry Dolgov

Executive Producers
Anton "Tony" Petrov
Daniel Prouslin
Mike "3ABXO3" Fedorov

Lead of Technology
Mikhail "Mag" Glazyrin

Lead Physics and AI Programmer
Pavel Kuznetsov

Game Design Lead
Gleb Yaltchik

Art Director
Andrey Kalukin

3D Production Director
Sergey Zubakov

Lead 3D Modeler
Dmitry Astahov

**Lead Character Designer/
Modeler**
Ekaterina "Neon Fish" Fedorova-
Seregina

Lead Integrator
Ilya Pshenichniy

Lead Light Artist
Olga Cheremissova



AMERICAN CHOPPER

Sound Director

Alexander Dudarev

Porting Project Lead

Evgeny "Red Jack" Ivanov

Menu Design

Doping-Pong

Dimamishenin, Lova & Foxy Zombie

Game Designers

Dmitry "Dzyan" Voronov

Alexander Lohov

Mit "GreaMlin" Gorilowsky

Denis "Drow" Abramov

Aleksey "Orring" Rehlov

Andrey Boyko

Alexander Voevodskiy

Assistant Producer

Stan Bogdanov

Senior Programmers

Anatoly Ahmedov

Nikolay Dodonov

Programmers

Kerim "WarKiD" Borchaev

Ivan Gavrenkov

Igor Goryagin

Boris Karulin

Rostislav Khlebnikov

Roman "Tiny" Khonichev

Andrey Korobov

Evgeny Kochenyuk

Alexander Kolomeyets

Alexey "Black Lemming" Kuznetsov

Pavel Kuznetsov

Vyacheslav Kuznetsov

Timofey Nikityuk

Dmitry Pavlov

Gleb Puzyrev

Vladimir Saprnov

Sergey "Silnijlos" Skrobotov

Alexander Shafranov

Evgeny Zhidkov

Technology Group

Stanislav Volodarskiy

Dmitry "Slepa" Slepichev

Andrey "AnFed" Fedorov

Artists & Modelers

Akjol "Jocker" Abdulin

Artem "Coocan" Artemiev

Dmitry Astahov

Aleksey Belousov

Blagoj Borisov

Mikhail Budkin

Denis Demyanov

Yuriy Chernysh

Natalya "Granata" Gracheva

Andrey "Dr.Lector" Gromov

Ekaterina "Amonra" Eliseeva

Yuriy "Ocean" Ilin

Maxim Klochkov

Alexander "MadFish" Kushulya

Ilya Mavidi

Sergey Nikitin

Evgeny Nikolaev

Anton Oparin

Roman Pereverzov

Irina Pleshak

Andrey "Amigo" Povarov

Tatyana Glazyrina

Ilya "InDustReal" Popenker

Irina Shostik

Elena Tarnovskaya

Vladimir Uryashov

Oleg Zaitsev

Alla Zubakova



AMERICAN CHOPPER

Lighting

Olga Cheremissova
Stanislav Volodarskiy
Blagoj Borisov
Dmitry "Slepa" Slepichev

Animators

Olga Trifanenkova
Oleg Zaika
Andrey Tarnovskiy
Denis Demyanov
Ekaterina "Amonra" Eliseeva
Yuriy "Ocean" Ilin
Vladimir Uryashov

Quality Assurance

Roman Klochkov
Stan Bogdanov
Renat Batraev
Yuliya Bortko
Natalya Valova
Oleg Mosin
Evgeniya Samochadina
Mikhail Pilyugin

Game Intro/Outro Directed by

Vladimir "Alex" Alexandrov

Animations Team

Aleksey Rubel
Avenir Snyatkov
Artem "Coocan" Artemev
Blagoj Borisov
Mikhail Budkin
Ekaterina "Amonra" Eliseeva
Yuriy "Ocean" Ilin
Artur Harkovich
Alexander "MadFish" Kushulya
Ilya Mavidi
Sergei Nikitin
Anton Oparin
Andrey "Amigo" Povarov

Ilya "InDustReal" Popenker

Elena Tarnovskaya
Andrey Tarnovskiy
Olga Trifanenkova
Vladimir Uryashov
Natalya Fedorova

Hardware & Software

Dmitry "DDM" Makarov
Sergey Shipilov

SPECIAL THANKS

Anna Boykova
Olga Sokolova
Sergey Debezhev
Vova Berezin
Chad Schilling



AMERICAN CHOPPER

AMERICAN CHOPPER MUSIC CREDITS

“Space Lord”

Performed by Monster Magnet
Courtesy of A&M Records under
license from Universal Music
Enterprises

Written by Dave Wyndorf

© 1998 Bull-God Music, Inc.
administered by Universal-Songs of
PolyGram International, Inc. All rights
reserved. Used by permission.

“Roll On Down the Highway”

Performed by Bachman-Turner
Overdrive

Courtesy of The Island Def Jam
Music Group under license from
Universal Music Group

Published by Randy Bachman (BMI)
50%, Charles Turner (BMI) 50%,
Sony/ATV Songs LLC (BMI) 100%

“Survival of the Sickest”

Performed by Saliva

Written by Paul Crosby, Christopher
Dabaldo, David Novotny, Josey
Scott, Wayne Swinny

Courtesy of The Island Def Jam
Music Group under license from
Universal Music Group

© 2004 Almo Music Corp. and Five
Superstars. All rights administered by
Almo Music Corp. All rights reserved.
Used by permission.

“Stupid Kid”

Performed by Alkaline Trio

Written by the Alkaline Trio; Matt
Skiba, Daniel Andriano, Derek Grant

© 2001 Vagrant Records

“The After Dinner Payback”

Performed by From Autumn to Ashes
Lyrics by Benjamin Perri, Fran Mark
and Scott Gross

Music by Scott Gross and Fran Mark
© 2003 Vagrant Records

“Making Me Go”

Performed by Paul Westerberg

Songs written by Paul Westerberg
Published by Dry Wood Music % Ten
Pin Management

© 2003 Vagrant Records

“Lilacs & Lolita”

Performed by From Autumn to Ashes
Lyrics by Benjamin Perri, Fran Mark
and Scott Gross

Music by Scott Gross and Fran Mark
© 2003 Vagrant Records

“Spillin Fire”

Five Horse Johnson

Courtesy of Small Stone Records

Written by Eric Oblander, Steve
Smith, Brad Coffin, and Mike Alonso
Published by Kavorca Music/ Small
Stone Records (ASCAP)

Recorded at Rustbelt Studios by Al
Sutton & Bill Kozy

Produced by Al Sutton

www.smallstone.com



AMERICAN CHOPPER

"Sweetwater Gasoline"

Five Horse Johnson
Courtesy of Small Stone Records
Written by Eric Oblander, Steve
Smith, Brad Coffin, and Mike Alonso
Published by Kavorca Music/ Small
Stone Records (ASCAP)
Recorded at Rustbelt Studios by Al
Sutton, Dave Allison, Sam Vail, and
Robert Burrows
Produced by Al Sutton
www.smallstone.com

"Soul Digger"

Five Horse Johnson
Courtesy of Small Stone Records
Written by Eric Oblander, Steve
Smith, Brad Coffin, and Mike Alonso
Published by Kavorca Music/ Small
Stone Records (ASCAP)
Recorded at Rustbelt Studios by Al
Sutton, Dave Allison, Sam Vail, and
Robert Burrows
Produced by Al Sutton
www.smallstone.com

"Cherry Red"

Five Horse Johnson
Courtesy of Small Stone Records
Written by Eric Oblander, Steve
Smith, Brad Coffin, and Mike Alonso
Published by Kavorca Music/ Small
Stone Records (ASCAP)
Recorded at Rustbelt Studios by Al
Sutton, Dave Allison, Sam Vail, and
Robert Burrows
Produced by Al Sutton
www.smallstone.com

"In the Flood"

Throttlerod
Courtesy of Small Stone Records
Written by M. Whitehead
Published by By the Horns Music
(ASCAP)
Recorded at New Alliance Studios by
Andrew Schneider
Produced by Andrew Schneider
www.smallstone.com

"Never Comin' Home"

Halfway To Gone
Courtesy of Small Stone Records
Written by Lou Gorra, Danny Gollin,
Lee Stuart
Published by Halfway To Gone/
Small Stone Records (ASCAP)
Recorded at WOM Studios by
Charlie Schaffer
Mixed at Rustbelt Studios by Al
Sutton
Produced by Halfway To Gone
www.smallstone.com

"Believe It"

Sasquatch
Courtesy of Small Stone Records
Written by Keith Gibbs, Rick
Ferrante, and Clayton Charles
Published by Creeper/ RedHut
Music (ASCAP)
Recorded at Mad Dog Studios by
John Debaun
Produced by Sasquatch
www.smallstone.com



AMERICAN CHOPPER

“Black Black Magic”

Greenleaf
Courtesy of Small Stone Records
Written by Greenleaf
Published by Small Stone Records
(ASCAP)
Recorded at The Rockhouse Studio
by Bengt Backe & Greenleaf
Produced by Greenleaf
www.smallstone.com

“The Spectre”

Greenleaf
Courtesy of Small Stone Records
Written by Greenleaf
Published by Small Stone Records
(ASCAP)
Recorded at The Rockhouse Studio
by Bengt Backe & Greenleaf
Produced by Greenleaf
www.smallstone.com

“Boss Hog”

Sasquatch
Courtesy of Small Stone Records
Written by Keith Gibbs, Rick
Ferrante, and Clayton Charles
Published by Creeper/ RedHut
Music (ASCAP)
Recorded at Mad Dog Studios by
John Debaun
Produced by Sasquatch
www.smallstone.com

“Time”

Performed by the White Buffalo
Written by Jake Smith

“Nuttin’ Seems 2 Please U”

Performed by the Witches
Written by Troy Gregory and Eugene
Strobe
© 2002 Fall of Rome Records

“Leg to Stand On”

Performed by Theory of a Deadman
Produced by Chad Kroeger and Joey
Moi, Mixed by Randy Staub
Music and Lyrics by Tyler Connolly
Written by Tyler Connolly, David
Brenner, Dean Back, Timothy Hart
Published by Songs of Universal, Inc.
(BMI) / Theory Music (SOCAN),
administered by Songs of Universal,
Inc. (BMI)
(P) 2002 The All Blacks B.V.
Used by permission of Roadrunner
Records

“Easy Comes”

Performed by Thornley
Produced by Gavin Brown, Mixed by
Joey Moi
Music and Lyrics by Ian Thornley
Published by EMI April Music
(Canada) Ltd. (SOCAN) / Thorn in
My Side (ASCAP), administered by
EMI April Music, Inc. (ASCAP) and
Warner-Tamerlane Publishing Corp.
/ Anaesthetic Publishing (SOCAN/
BMI), administered by Warner-
Tamerlane Publishing Corp. (BMI)
(P) 2004 The All Blacks B.V.
Courtesy of Roadrunner Records
All rights reserved. Used by
permission.



AMERICAN CHOPPER



“Chico”

Performed by Dirty Americans

Produced by Paul Ebersold

Mixed by Skidd Mills and Paul
Ebersold

Music and Lyrics by Dirty Americans

Published by R2 Songs/That's Still

Very Good Music (ASCAP)

(P) 2003 The All Blacks B.V.

Used by permission of Roadrunner
Records

Software License Agreement

USE OF THIS PROGRAM IS SUBJECT TO THE SOFTWARE LICENSE TERMS SET FORTH BELOW. "PROGRAM" INCLUDES THE SOFTWARE INCLUDED WITH THIS AGREEMENT, THE ASSOCIATED MEDIA, ANY PRINTED MATERIALS, AND ANY ON-LINE OR ELECTRONIC DOCUMENTATION, AND ANY AND ALL COPIES AND DERIVATIVE WORKS OF SUCH SOFTWARE AND MATERIALS. BY OPENING THIS PACKAGE, AND/OR USING THE PROGRAM, YOU ACCEPT THE TERMS OF THIS LICENSE WITH ACTIVISION, INC. ("ACTIVISION").

LIMITED USE LICENSE. Activision grants you the non-exclusive, non-transferable, limited right and license to use one copy of this Program solely and exclusively for your personal use. All rights not specifically granted under this Agreement are reserved by Activision. This Program is licensed, not sold. Your license confers no title or ownership in this Program and should not be construed as a sale of any rights in this Program.

OWNERSHIP. All title, ownership rights and intellectual property rights in and to this Program and any and all copies thereof (including but not limited to any titles, computer code, themes, objects, characters, character names, stories, dialog, catch phrases, locations, concepts, artwork, animation, sounds, musical compositions, audio-visual effects, methods of operation, moral rights, and any related documentation, incorporated into this Program) are owned by Activision or its licensors. This Program is protected by the copyright laws of the United States, international copyright treaties and conventions and other laws. This Program contains certain licensed materials and Activision's licensors may protect their rights in the event of any violation of this Agreement.

YOU SHALL NOT:

- Exploit this Program or any of its parts commercially, including but not limited to use at a cyber cafe, computer gaming center or any other location-based site. Activision may offer a separate Site License Agreement to permit you to make this Program available for commercial use; see the contact information below.
- Sell, rent, lease, license, distribute or otherwise transfer this Program, or any copies of this Program, without the express prior written consent of Activision.
- Reverse engineer, derive source code, modify, decompile, disassemble, or create derivative works of this Program, in whole or in part.
- Remove, disable or circumvent any proprietary notices or labels contained on or within the Program.
- Export or re-export this Program or any copy or adaptation in violation of any applicable laws or regulations.

LIMITED WARRANTY. Activision warrants to the original consumer purchaser of this Program that the recording medium on which the Program is recorded will be free from defects in material and workmanship for 90 days from the date of purchase. If the recording medium is found defective within 90 days of original purchase, Activision agrees to replace, free of charge, any product discovered to be defective within such period upon its receipt of the Product, postage paid, with proof of the date of purchase, as long as the Program is still being manufactured by Activision. In the event that the Program is no longer available, Activision retains the right to substitute a similar program of equal or greater value. This warranty is limited to the recording medium containing the Program as originally provided by Activision and is not applicable to normal wear and tear. This warranty shall not be applicable and shall be void if the defect has arisen through abuse, mistreatment, or neglect. Any implied warranties prescribed by statute are expressly limited to the 90-day period described above.

EXCEPT AS SET FORTH ABOVE, THIS WARRANTY IS IN LIEU OF ALL OTHER WARRANTIES, WHETHER ORAL OR WRITTEN, EXPRESS OR IMPLIED, INCLUDING ANY WARRANTY OF MERCHANTABILITY, FITNESS FOR A PARTICULAR PURPOSE OR NON-INFRINGEMENT, AND NO OTHER REPRESENTATIONS OR CLAIMS OF ANY KIND SHALL BE BINDING ON OR OBLIGATE ACTIVISION.

When returning the Program for warranty replacement please send the original product disks only in protective packaging and include: (1) a photocopy of your dated sales receipt; (2) your name and return address typed or clearly printed; (3) a brief note describing the defect, the problem(s) you are encountered and the system on which you are running the Program; (4) if you are returning the Program after the 90-day warranty period, but within one year after the date of purchase, please include check or money order for \$20 U.S. currency per disc replacement. Note: Certified mail recommended.

In the U.S. send to: Warranty Replacements, Activision, Inc., P.O. Box 67713, Los Angeles, California 90067

LIMITATION ON DAMAGES. IN NO EVENT WILL ACTIVISION BE LIABLE FOR SPECIAL, INCIDENTAL OR CONSEQUENTIAL DAMAGES RESULTING FROM POSSESSION, USE OR MALFUNCTION OF THE PROGRAM, INCLUDING DAMAGES TO PROPERTY, LOSS OF GOODWILL, COMPUTER FAILURE OR MALFUNCTION AND, TO THE EXTENT PERMITTED BY LAW, DAMAGES FOR PERSONAL INJURIES, EVEN IF ACTIVISION HAS BEEN ADVISED OF THE POSSIBILITY OF SUCH DAMAGES. ACTIVISION'S LIABILITY SHALL NOT EXCEED THE ACTUAL PRICE PAID FOR THE LICENSE TO USE THIS PROGRAM. SOME STATES/COUNTRIES DO NOT ALLOW LIMITATIONS ON HOW LONG AN IMPLIED WARRANTY LASTS AND/OR THE EXCLUSION OR LIMITATION OF INCIDENTAL OR CONSEQUENTIAL DAMAGES, SO THE ABOVE LIMITATIONS AND/OR EXCLUSION OR LIMITATION OF LIABILITY MAY NOT APPLY TO YOU. THIS WARRANTY GIVES YOU SPECIFIC LEGAL RIGHTS, AND YOU MAY HAVE OTHER RIGHTS WHICH VARY FROM JURISDICTION TO JURISDICTION.

TERMINATION. Without prejudice to any other rights of Activision, this Agreement will terminate automatically if you fail to comply with its terms and conditions. In such event, you must destroy all copies of this Program and all of its component parts.

U.S. GOVERNMENT RESTRICTED RIGHTS. The Program and documentation have been developed entirely at private expense and are provided as "Commercial Computer Software" or "restricted computer software." Use, duplication or disclosure by the U.S. Government or a U.S. Government subcontractor is subject to the restrictions set forth in subparagraph (c)(1)(ii) of the Rights in Technical Data and Computer Software clauses in DFARS 252.227-7013 or as set forth in subparagraph (c)(1) and (2) of the Commercial Computer Software Restricted Rights clauses at FAR 52.227-19, as applicable. The Contractor/ Manufacturer is Activision, Inc., 3100 Ocean Park Boulevard, Santa Monica, California 90405.

INJUNCTION. Because Activision would be irreparably damaged if the terms of this Agreement were not specifically enforced, you agree that Activision shall be entitled, without bond, other security or proof of damages, to appropriate equitable remedies with respect to breaches of this Agreement, in addition to such other remedies as Activision may otherwise have under applicable laws.

INDEMNITY. You agree to indemnify, defend and hold Activision, its partners, affiliates, contractors, officers, directors, employees and agents harmless from all damages, losses and expenses arising directly or indirectly from your acts and omissions to act in using the Product pursuant to the terms of this Agreement.

MISCELLANEOUS. This Agreement represents the complete agreement concerning this license between the parties and supersedes all prior agreements and representations between them. It may be amended only by a writing executed by both parties. If any provision of this Agreement is held to be unenforceable for any reason, such provision shall be reformed only to the extent necessary to make it enforceable and the remaining provisions of this Agreement shall not be affected. This Agreement shall be construed under California law as such law is applied to agreements between California residents entered into and to be performed within California, except as governed by federal law and you consent to the exclusive jurisdiction of the state and federal courts in Los Angeles, California. If you have any questions concerning this license, you may contact Activision at 3100 Ocean Park Boulevard, Santa Monica, California 90405, (310) 255-2000, /Attn. Business and Legal Affairs, legal@activision.com.



Cabela's
**BIG GAME
HUNTER**
2005 ADVENTURES

Live the Adventure!



ACTIVISION

Cabela's

For a FREE Cabela's
catalog call:
1-800-230-8400



PlayStation 2

Activision Publishing, Inc. P.O. Box 67713, Los Angeles, CA 90067

75053.226.US

© 2004 Activision, Inc. and its affiliates. Big Game Hunter is a trademark, and Activision is a registered trademark, of Activision, Inc. and its affiliates. All rights reserved. Cabela's and the Cabela's logo are registered trademarks of Cabela's Incorporated. American Chopper, Discovery Channel, Entertain Your Brain and all related logos and indicia are trademarks of Discovery Communications, Inc. and used under license. www.discovery.com. All rights reserved. The ratings icon is a registered trademark of the Entertainment Software Association. "PlayStation" and the "PS" Family logo are registered trademarks of Sony Computer Entertainment Inc. All other trademarks and trade names are the properties of their respective owners.

TEEN



Blood
Violence

ESRB CONTENT RATING

www.esrb.org