

KYLE PETTY'S

Volume 1, Number 1 **1995****NO FEAR[®] RACING[™]**NO FEAR
DANGEROUS GEAR
SPORTS

SPEED SHOP SECRETS



WILD RACE ACTION:



WILLIAMS CUP

-ATLANTA
-LOS ANGELES
-DAYTONASUPER-MODIFY
YOUR VEHICLE!BUILD
YOUR
OWN
TRACK!INSTRUCTION
BOOKLETWilliams 

Williams Entertainment Inc.

SUPER NINTENDO
ENTERTAINMENT SYSTEM

WARNING: PLEASE READ THE ENCLOSED CONSUMER INFORMATION AND PRECAUTIONS BOOKLET CAREFULLY BEFORE USING YOUR NINTENDO® HARDWARE SYSTEM OR GAME PAK.

THIS PRODUCT HAS BEEN RATED BY THE ENTERTAINMENT SOFTWARE RATING BOARD. FOR INFORMATION ABOUT THE ESRB RATING, OR TO COMMENT ABOUT THE APPROPRIATENESS OF THE RATING, PLEASE CONTACT THE ESRB AT 1-800-771-3772



LICENSED BY



NINTENDO, SUPER NINTENDO ENTERTAINMENT SYSTEM AND THE OFFICIAL SEALS ARE REGISTERED TRADEMARKS OF NINTENDO OF AMERICA INC. ©1991 NINTENDO OF AMERICA INC.

THIS OFFICIAL SEAL IS YOUR ASSURANCE THAT NINTENDO HAS APPROVED THE QUALITY OF THIS PRODUCT. ALWAYS LOOK FOR THIS SEAL WHEN BUYING GAMES AND ACCESSORIES TO ENSURE COMPLETE COMPATIBILITY. ALL NINTENDO PRODUCTS ARE LICENSED BY SALE FOR USE ONLY WITH OTHER AUTHORIZED PRODUCTS BEARING THE OFFICIAL NINTENDO SEAL OF QUALITY.





**Technically, The Best
Racing Game You Can Buy...
And The Most FUN!!**

**Kyle Petty's No Fear®
RACING™**



Getting Started



Number 42 cruisin' in the groove.

QUICKSTART 4

Bypassing setup options.

Main Menu 5

Making the best use of all the game functions.

Custom Race Track 7

How to design and build a race course.

Controller Functions 22

Buttons, buttons, buttons!

Kyle Petty 23

The story behind the legend.

Start Your Engines!

Behind The Wheel 21

Perspective: What you see is what you get!

Speed Shop 17

Upgrading your vehicle.

Pit Stop 19

Tips for reducing critical seconds in the pits!

Racing Venues 11

How to run a Single Race or a whole Season (28 races!)

Departments

Password 5

Options 6

Race Circuit Map 15

Racing Screen Display 21

History of Stock Cars 29

Warranty 34



Kyle Petty's Number 42 racecar getting the once-over at Talladega Raceway.

RACE TECHNOLOGY

WARNING:
Never try to
insert or
remove a
Game Pak
when the
power is ON!.

CRAFTED WITH PRIDE IN AMERICA

GETTING STARTED

- Turn the power OFF on your Super NES™.
- Make sure a Controller is plugged into the #1 port on the Super NES™ System.
- Insert the Game Pak into the slot on the Super NES™. Press firmly to lock the Game Pak in place.
- Turn the power switch ON.
- When you see the log screen, press START to begin the game and get to the Main Menu.



03



Kyle Petty's No Fear RACING™

Pit Crew

- Producer** Michael Abbot
Creative Dir. Kevin Lydy
Game Design Gary Luecker
Dave A. Wagner
Steve Kramer
- Programmer** Dave A. Wagner
Game Art Gary Luecker
Dave Witters
Bert Ferache
Juan Galceran
Sukru Gilman
Franz Borowitz
Yatsze Mark
Mark May
Stan Gorman
Greg Newton
- Music & SFX
Editor** Aubrey Hodges
Manual Art Debbie Austin
Steve High
Shawn Murphy
Debbie Austin
Brian Johnson
Steve Kramer
Randy Estrella
Tim Heydelaar
Danny Lewis
John Stookey
- Q. C.**
- Sound/Music
Player** ©1995 Chip
Level Designs
- Special Thanks to Jeff
Surwall and all the folks
at No Fear®**



QUICKSTART


*This game is defaulted to one player Season mode. To bypass specific menu selections and the Speedshop, push **START 4 times** and you'll be at the start line. When you see the green light Push **Y** to accelerate and use the **Control Pad** to steer.*

*When
you
see
this...*

*...do
This:*



Push **START**
button 4 times..
then at
GREEN LIGHT
push **Y** and
you're off!!



Season
See page 13

Single Race
See page 11

MAIN MENU



When you see the Main Menu, scroll up / down with the control pad and push **START** to choose:

SEASON.....see page 14
SINGLE RACE.....see page 11
CUSTOM TRACK...see page 7
OPTIONS.....see page 6
PASSWORD.....see page 5

Let's look at **PASSWORD**, first. If you select **PASSWORD**, you'll go to the **PASSWORD SCREEN**. If you have just finished a season race, you'll be

Password
Push control pad
up/down to
scroll thru 32
characters...
Push A to select



given a password. Push the control pad to scroll through the 32 available characters and push **A** to select. The resulting 10-

When you see the Main Menu, scroll up / down with the control pad and push **START** to choose:

- SEASON.....see page 14
- SINGLE RACE.....see page 11
- CUSTOM TRACK...see page 7
- OPTIONS.....see page 6
- PASSWORD.....see page 5

Let's look at **PASSWORD**, first. If you select **PASSWORD**, you'll go to the **PASSWORD SCREEN**. If you have just finished a season



Next, let's take a peek at the options available to you. When you select **OPTIONS** from the Main Menu, you



will go to the Options Screen. By scrolling up / down with the control pad and pressing A, you can modify the game to be 1 or 2-player; Novice, Veteran or Pro difficulty; Announcer-ON or OFF; and Music-ON or OFF.

Custom Track

See page 7

Note: This feature is only available on **KYLE PETTY's NO FEAR® RACING**. You won't get this kind of great stuff anywhere else in the universe. It's only **HERE**, homey, and it's all **FREE!**

Options

Push control pad up/down to highlight options...push A to toggle selections

CUSTOM RACE TRACK

How to Design and build a Stock Car racing venue



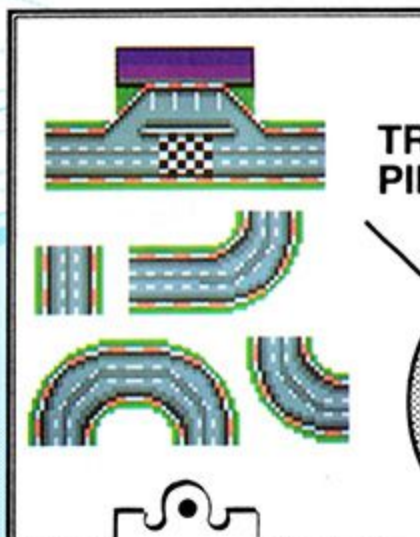
A lot of folks have put time and brainpower into designing race courses all over the world...now it's YOUR turn! If you ever drove a race car or played a race game and said to yourself, "This stinks!", the Custom Track Feature of **Kyle Petty's No Fear®**

Racing™ will be of special interest to you! When you see the Main Menu, scroll down with the control pad to the third line, "Custom Track" and push **START**. Then you'll see the custom track screen. This feature allows you to create your own custom track from bits, bends and straightaway modules provided by **Kyle Petty's No Fear® Racing™**. Toggle between the construction part and the help menu by pushing **SELECT**. To build a custom track, push the control pad in the direction you want to go. If you change direction the software will put in a turn.



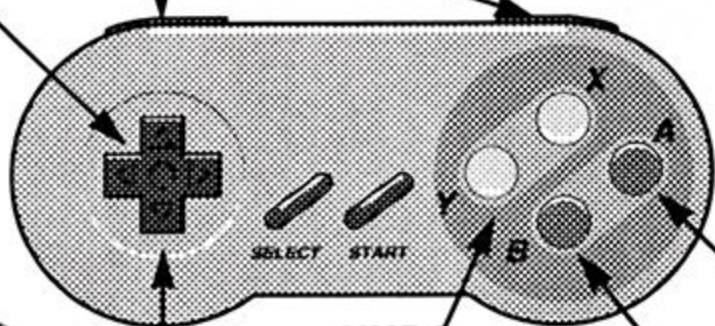


Push buttons to
ZOOM, UNDO,
go to
SCENERY or
ANIMATE your
track



TRACK
PIECES

ZOOM
IN / OUT



UNDO

SCENERY

ANIMATED VIEW

Push control pad
to **CREATE**
sections of track
...reverse motion
to undo, or
make changes

If you reverse direction, the track segment previously laid down will be removed. To undo what you've done, push Y. To zoom out to see the silhouette of your masterpiece, push R, and then L to zoom back in. Pushing the A button and the control pad at the same time will give you an animated view of your racecourse. The only restriction is that the track you build must loop back to the starting point.

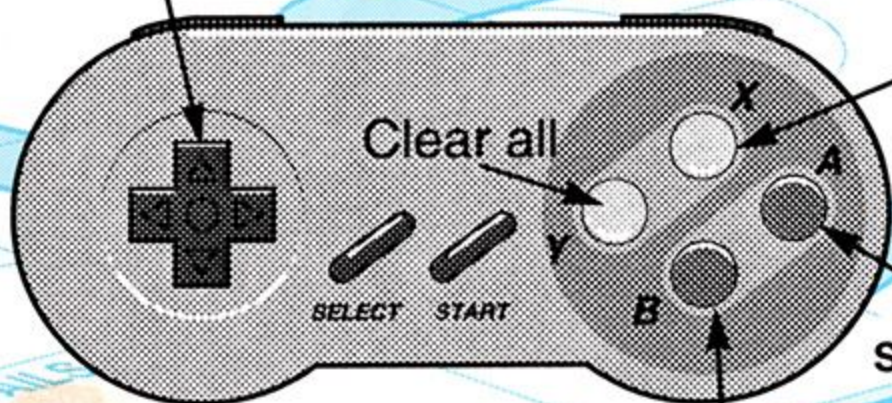


Once you have the shape of your course laid out, pushing the **B** button will send you to a series of screens where you can decorate your track with scenery pieces. (To by-pass this feature, just push **START** and you can begin racing on your custom track.)

Notice, just below center of the screen is a simulated VCR type control panel. This game is built like a movie and when you create your own track you are actually making your own movie of the racecourse including **PROPS**. The **Number of Laps** is defaulted to 3.

SCROLL
THROUGH
SELECTIONS

RETURN
TO
START



"MAKE"
SELECTIONS

FAST FORWARD

Change the number by pushing the control pad up to increase or down to decrease, then push A. Next, select your **Music** preference by pushing the control pad up/down. This will display several music titles to select from. The one displayed when you push the A button will be what you hear while racing. Next, we come to the **Climate and Scenery Selection** screen.

Scenery Groups are based on six weather conditions--Sunny (default), Snowy, Rainy, Foggy, Night, and Desert. Press up/down to scroll to the weather of your choice, then push A to select. Finally, we get to **Select Objects**. Push up/down to scroll thru the props. If the object is placeable, it will

simultaneously be displayed on the track. Note: Some objects can be moved left or right by pushing the control pad left or right. To move frame-by-frame to another area of track, push R to advance and L to back up. The B button will play a fast forward view of your track with objects in place. The X button returns you to the start. Continue to go round the track (L/R or B), placing even more props (up/down) until your course is outfitted the way you like it. If it starts to appear somewhat congested, you can always push Y to clear all props and start over.


RACING VENUES

Overview of the 28 Kyle Petty Racing venues and how to access them-singly or as a full Season.

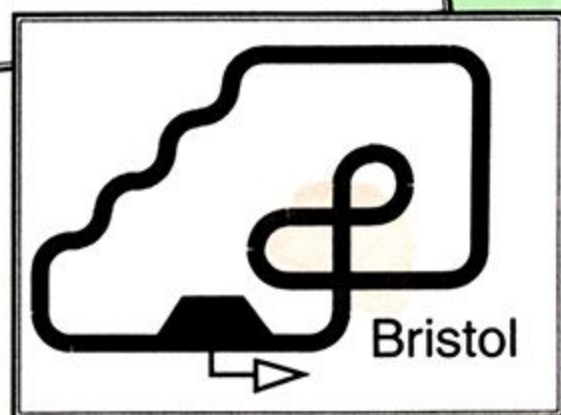
If you selected **SINGLE RACE** at the Main Menu you will be shown a screen like this that illustrates track layouts of the 28



race venues. Push the control pad up or down to view each course in turn. Each page will then show the number of laps in the upper left-hand corner, the current weather and the name of the venue (Daytona, Talladega, etc.). Press R finger button to zoom in on the course diagram so you can see all the details. The view will scroll automatically. You may pause it at any point by pushing SELECT. When you've decided on which track to race, push START. You will go to the SPEED-SHOP screen (see pg 17), and then on to the race that you selected.

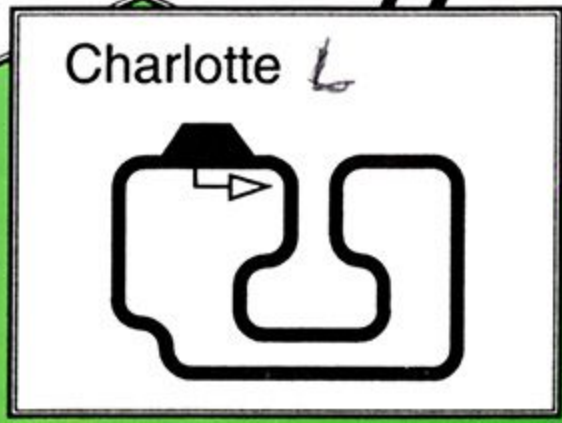
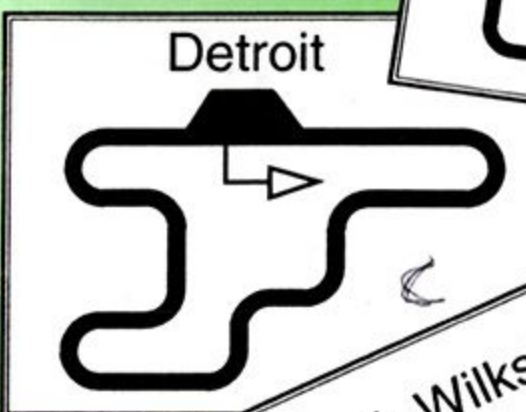

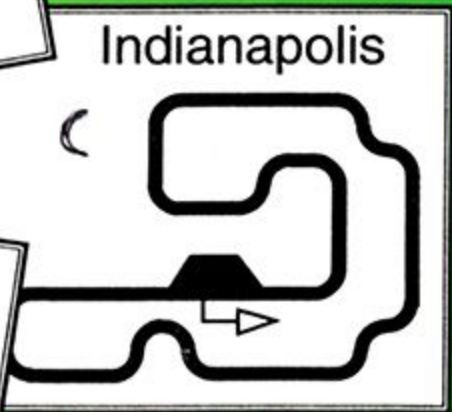

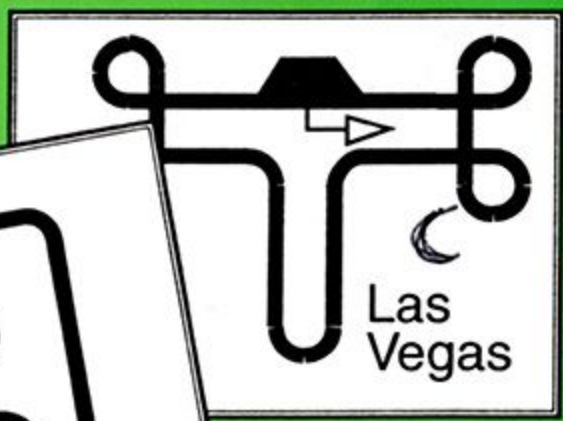


Dover



Bristol

Push control pad
up/down to
view each
course...push
START to pick
a course




Push control pad
up/down to
view each
course...push
START to pick
a course

Miami Beach



Phoenix



Richmond



Los Angeles



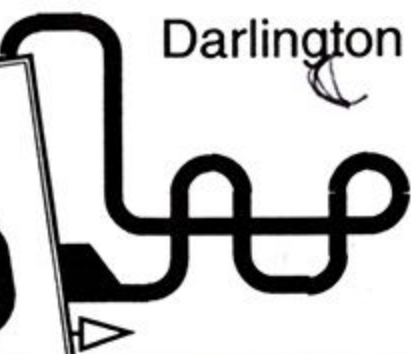
Daytona



Memphis



Darlington



St Louis




Hampton



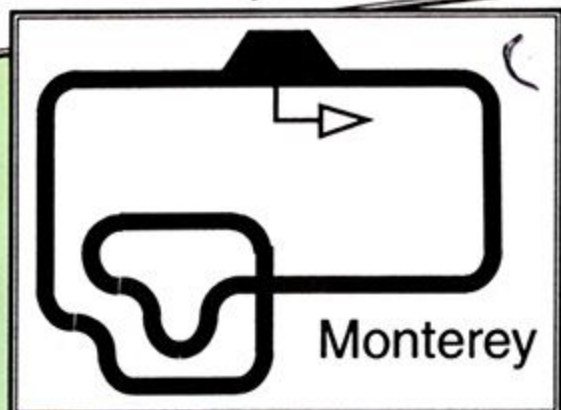
Watkins Glen




RACE THE SEASON



The **SEASON** is comprised of 28 consecutive races all 'round the **Kyle Petty No Fear® Racing™** Circuit (shown on pgs 15-16). If you selected **SEASON** at the Main Menu you will be shown a screen like this that previews



the track layout of the next race, the number of laps in the upper left-hand corner, the weather conditions and the name of the track (Atlanta, Monterey, etc.). Press **R** to zoom in on the course diagram so you can see all the details. The view will scroll automatically. When you push **START** you will go to the **KYLE'S QUOTES** SCREEN. Listen to what he says, 'cuz he's been there and knows the score. Push **START** to exit Kyle's Quotes and off you go to the **SPEEDSHOP** screen (see page 17), and then on to the race.



KYLE PETTY'S NO

Coast-to-Coast Racing Action!



From the deserts of the great Southwest through the Mississippi River Valley to Stockcar's original stompin' grounds in the Southeast, **Kyle Petty's No Fear[®] Racing[™]** will keep you on the edge of your seat! Race on some of America's legendary courses and on some that few ever dreamed would exist. For more info see pages 11-14.

FEAR[®] RACING[™] CIRCUIT



SPEED SHOP SELECTIONS

Upgrading your vehicle Before each race you will visit the Speed Shop. Choose different parts/features to fit each race, based on the race conditions (described in the Track Selection and Kyle's Quotes screens.)



In Season Mode you start with \$10K, then you must use your winnings to purchase higher performance items. For single races only, you get \$10,000 per race. Push the **control pad** left or right to view different car parts. Then push the **A** button to purchase (or **B** button to

sell back) additional capability. The relative costs of high performance items are shown below. Push **START** when you're finished customizing.

Chassis

Pick a door NUMBER and the attached chassis is yours plus accompanying car COLOR.

FREE !!



Configuration

The controls are defaulted this way... To customize, scroll up/down with the pad and push the appropriate button to change..

NO CHARGE !!



CONSUMABLES

Tire Changes

You'll buy more tires than anything else 'cept maybe Nitros...get 'em while they last...

\$2,000 each



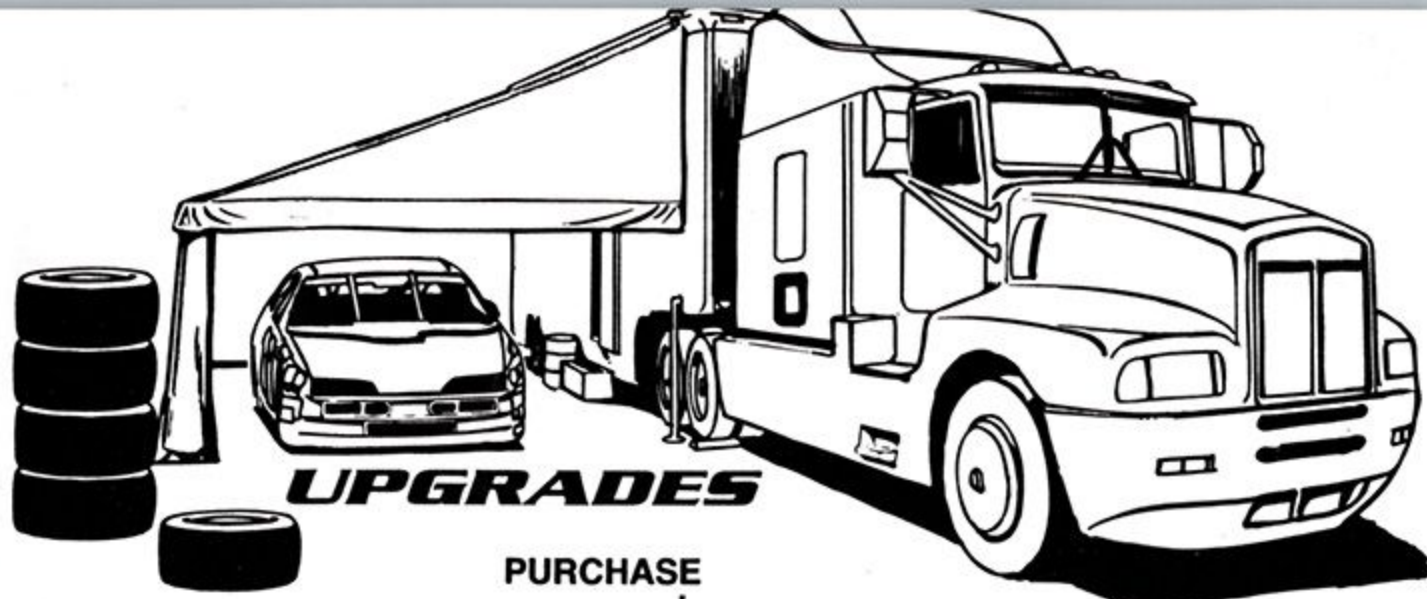
Nitros

Got to have 'em to win, but don't squander them on the course. A steal at...

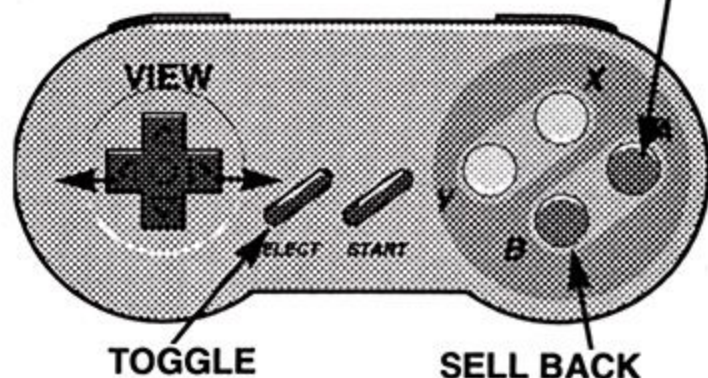
\$1,500 each



CRAFTED WITH PRIDE IN AMERICA



PURCHASE



Suspension

A good suspension system is critical to race car performance. Upgrades of the suspension improve handling. More important than a big engine!
\$5,000 each



Fuel System



The Fuel System is the lifeblood of your vehicle. You can upgrade your system from just barely adequate to super efficient.

\$10,000 each

Engine

Engines are rated by cylinder displacement. Start with a standard 350 in³ small block. Upgrades are available up to a monstrous 510 cubic inches.



\$15,000 each

Tranny

Take your pick... 5-speed super shifter Manual Tranny or the Liquid smooth servomatic auto transmission...

\$8,000 each



Press **SELECT** to toggle Manual / Auto

Crew Chief

The more costly the crew chief, the clearer the audio and less time in the pits. But don't upgrade unless you've got money to burn!

\$10,000 each



Press **SELECT** to toggle Male / Female

SOME PARTS ARE NOT LEGAL FOR SALE IN CALIFORNIA ON ANY POLLUTION CONTROLLED MOTOR VEHICLE

PIT STOP

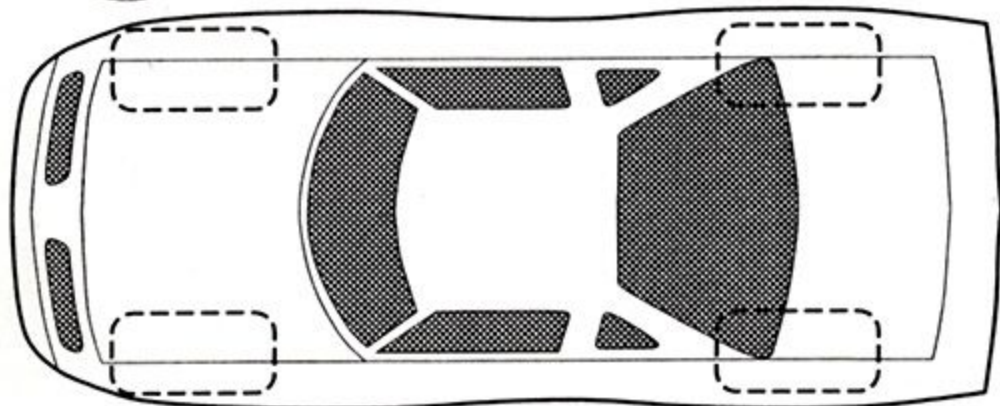
Here's what happens in real-time as the seconds tick by!

:01 After coming to a stop in front of a crew-held placement sign, the **Jackman** and other crew members are allowed over the wall. All work on the race car must be done within the pit area.

RIGHT
FRONT
TIRE
CHANGER

ALT.
TIRE
CARRIER

RIGHT
REAR
TIRE
CHANGER



ALT.
FRONT
TIRE
CARRIER

LEFT SIDE
TIRE
CHANGER

JACKMAN

GAS MAN

CATCH
CAN

PIT WALL

STOP
SIGN

CREW
CHIEF

TEAM
SCORER

WIND-
SHIELD

SECOND
GAS CAN

:02 Since the right side tires usually receive the greatest wear, the **Jackman** and two **Tire Changers** proceed to that side to change the rubber. A plastic squeeze bottle of refreshment is handed to the Driver.

:03 A **Tire Carrier** has followed the two **Tire Changers** and places a new racing tire beside each crew member. A third **Tire Changer** is loosening the lug nuts on the left front tire. The **Gas Man** has placed the fast filling nozzle of the gas can into the car.

:04 At the side of the car is the fuel fill area and at the rear is the overflow. Any unused fuel is caught by the **Catch Can Man** with a small fueling can.

:06 In a flash, two wheels with racing tires weighing **65 lbs** each are removed. Bare hubs are covered with new tires almost instantly.

:08 The **Gas Man** has emptied the first of two **11** gallons cans of fuel. The Jackman drops the car to the ground, runs to the left side of the car and begins to raise the car.

:09 The lug nuts have already been loosened on these wheels. The two **Tire Changers** remove them easily. Simultaneously, the crew members are clearing debris from the **grill** to allow a free flow of air to the radiator and the cooling system.

:12 The gas can nozzle is replaced in the fill area to get the maximum amount of fuel into the car. The **Catch Can Man** is in place to keep any excess fuel from falling on the pavement.

:13 The two **Tire Changers** tighten the left side lugs.

:16 The Driver keeps his foot on the accelerator to hold RPM's up throughout the pit stop. The final splash of gas is added. **Tire Changers** tweak the lugs one last time.

:17 The Jackman drops the car. Catch Can Man places **cap** into the **overflow nozzle**. All equipment has been cleared away. The Driver tosses his plastic bottle over the wall and revs the engine.

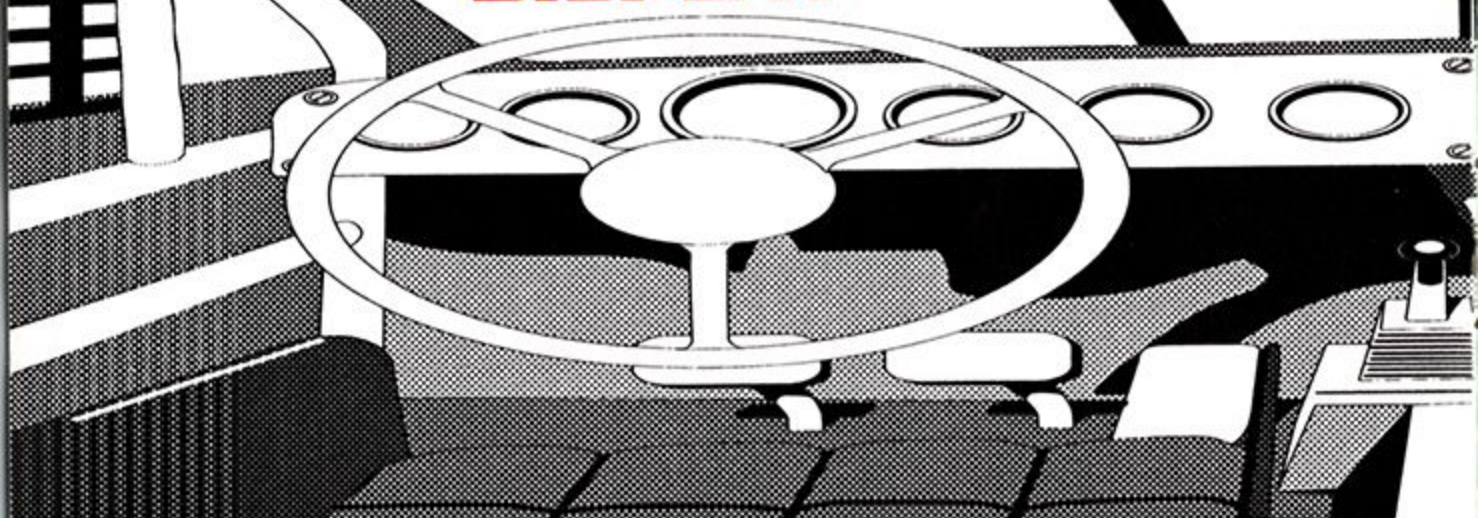
:18 Pit stop is completed. The Driver screeches onto pit road and **returns to the race**.

*In Kyle Petty's No Fear® Racing™ the Pit Stop is played strategically just as in actual racing. Proper use of the controls can win the race for you. When you make a Pit Stop, the gas is refilled automatically. **Press BRAKE button (default A) to change your TIRES. Press NITRO button (default B) to replenish NITROS.** The buttons must be pressed sequentially instead of at the same time. New tires and additional nitros are only available to you if you purchased them in the Speed Shop prior to the*



race. Of course, if you have personalized your control configuration, you must be sure to press the right buttons.

RACING SCREEN DISPLAY



Kyle Petty's No Fear® Racing™ can be played either as a standard 1-player game or as a unique 2-player split screen game. Dashboard items and race status indicators for each mode are shown below. Press **SELECT** button to toggle between relative position and lap bar-indicators. Your dashboard will display the following information: Fuel, #Nitros changes, #Tire changes, Your Race Position, Gear Mode (Manual or Automatic), Your Lap Time, MPR and RPMs.

1-PLAYER

RELATIVE POSITION

MILES
PER
HOUR



LAP
COUNTER

RACE
POSITION

GEARS

LAP
TIMER

FUEL USED NITRO USED TIRES USED

DRIVING CONTROLS

DOWNSHIFT
(with MANUAL transmission only)

GAS

UPSHIFT
(Manual tranny only)

CRUISE

BRAKES

NITRO BOOST

Left-STEER-Right TOGGLE DISPLAYS

The controls for **Kyle Petty's No Fear® Racing™** are fairly simple: Push **Control Pad** left or right to **steer** left or right. Push **Y** for your gas, push **A** to Brake, push **B** for Nitro boost. These controls can be reconfigured to suit your own preference. (See page 17.)

2-PLAYER

RELATIVE POSITION

LAP COUNTER

RACE POSITION

GEARS

FUEL USED

NITRO USED

TIRES USED

LAP TIMER


INDICATORS ARE REPEATED FOR EACH PLAYER

MILES PER HOUR



The numbers for Fuel, Nitros and Tires indicate what supplies you have left in your **PIT**. When the bar indicator drops you must go into the Pit to replenish the car. But, to increase your supplies available in the pit, you must first purchase them in the **Speed Shop**. (see pg 17.)

KYLE PETTY: WHERE HE'S FROM / WHERE HE'S GOING.



There's an old saying that goes, "Some men are born to greatness, others have it thrust upon them." For driver Kyle Petty, it appears he's the recipient of both scenarios.

Born to arguably the greatest name in U.S. motorsports history - Richard Petty - son Kyle accepted the role of going from his father's shadow in the sixties and early seventies to under the elements of his own bright spotlight. He knows he's the driver to carry on the family name and winning tradition.

(continued on page 25)

Great spirits have often encountered

At

*200
miles*

*per
hour,*

you

have

no

friends...

**NO
FEAR.**


violent opposition from mediocre minds.

Albert Einstein

KYLE PETTY

(continued from pg 23)
It is natural that Kyle Petty's career has been well chronicled because he is - and will always be - Richard Petty's son and destined to be subject to comparison for the rest of his racing career.

In February, 1979, at Daytona (Fla.), the Petty magic continued to unfold when 19 year-old Kyle strapped himself into an Automobile Racing Club of America (ARCA) stock car and won his very first race entered, the ARCA 200. Five months later, he received his first Winston



Kyle Petty in the Winner's Circle.

Cup start in a Petty Enterprises Pontiac on the Talladega (Ala.) 2.66 mile tri-oval. It was Petty magic again as Kyle posted a top-10 finish.

By his third year in the sport, Petty was running a full Winston Cup schedule driving cars owned by his father. In 1985, he was hired to drive for the Wood Brothers and a year later posted his first Winston Cup win at Richmond (Va.) International Raceway. Petty remained with the Woods through the 1988 season before being hired by Felix Sabates in 1989 to be the first - and only - full-time driver the SABCO team has ever known.




Kyle Petty, wife Pattie and two of his three children.

"Somewhere along the way, it clicked with me that I was being left to carry on the family name," Petty said. "My grandfather and father both have meant so much to the legacy of NASCAR."

At the end of the 1992 season, Richard Petty passed the torch to his son and hung up the helmet and driver suit for good.


Family legacy aside, Petty, is a top-five driver on any Sunday and capable of winning whether on a half-mile track, road course (evidenced by a 1992 win at Watkins Glen, N.Y.), or high-banked superspeedway.



At work in "the shop".

Back-to-back fifth-place points finishes in 1992 and 1993 proved that his association with SABCO Racing continues to produce a winning formula. It's been proven that long-term owner/driver associations produce wins. And this is the year that Felix Sabates and Kyle Petty have targeted for many trips to victory lane and a hopeful lengthy "thank you" speech that officially concludes the 1995


Winston Cup awards banquet in New York.



Kyle with his other mode of transportation.

KYLE PETTY TRACK RECORD

Year	Races	Won	2-10th	11-31st	Points	Winnings
1994	33	0	9	19	15th	\$732,826
1993	30	1	14	11	5th	914,662
1992	29	2	17	7	5th	1,107,063
1991	18	1	5	12		401,125
1990	29	1	14	10	11th	695,790
1989	19	0	5	7		117,022
1988	29	0	8	15	13th	377,092
1987	29	1	14	11	7th	544,437
1986	29	1	14	9	10th	403,242
1985	28	0	12	12	9th	296,367
1984	30	0	6	17	16th	324,555
1983	30	0	2	18	13th	157,820
1982	29	0	4	9	15th	120,730
1981	31	0	10	3	12th	112,289
1980	15	0	6	4		36,045
1979	5	0	1	3		10,810
Totals	413	7	141	167		\$ 6,351,875



Kyle makes a pit stop on a long afternoon.



The Much Abridged



Sir Isaac Newton develops Theories of FORCE, MASS and Laws of MOTION

1687

1960

1970

1ST

Athletic SPOKES PERSON



'64



'66 INNER TIRE Liners



'49

Emergence of "HALF-CHASSIS" and King Richard CORONATION



'67



1ST

'59 4-SPEED FLOOR-SHIFTED Transmission



'68

FASTBACK Developed

1ST

use of aircraft-type restraint system



'57

Rear AIR FOIL ...and... High Speed NOSE



'69

1ST

Multi-Car Racing "Team" '55



1ST

Driver to earn \$100,000 in a Season



'63

Unofficial SPEED BARRIER Broken



'70

1950

1960

1970

History of Stock Car Racing

This history, of course, leaves out much amplifying information that the enthusiast would appreciate. For instance, prior to 1955, most stock car owner-drivers would drive their

race vehicles themselves to the track, pull off the mufflers and start racing! What started out as competition between various makes of cars has evolved into the multi-million dollar business of racing several different versions of amalgamated vehicle parts. Also, the intricate 45 year old relationship between the racers, manufacturers and race officials is like a beautiful Appalachian quilt, pieced together not so much by design, as by necessity.

To help you read more about the colorful history of this sport, please see *Circle Track Magazine* issues for July, August and September 1994. Also, check out *Vintage and Historic Stock Cars* by Dr. John Craft, Motorbooks International, Publishers..

1980

Maximum Wheelbase reduced to 110"



'81

1ST DISC BRAKES allowed



'86

- Seat leg-extensions
- Quick-Release Steering Wheel
- On-Board Fire Control System

1ST

Stock Car "GT" Division to race the 24 Hours of DAYTONA

'76



'87

FASTEST LAP ever recorded: 212.809 MPH

1ST RACING TICKETS



'80

1ST Rookie-of-the-Year to be GN Champ following year

Resurgence of the Carburetor Restrictor Plate (First used in 1970)




'88

1ST INDIANAPOLIS MOTOR SPEEDWAY Stock Car Race '94

1980

1990

Rock your way to the Winner's Circle with
13 high-energy cuts! **Available only on**
the CD soundtrack from
Kyle Petty's No Fear[®] Racing[™]



YES! Send me the soundtrack from ***Kyle Petty's No Fear[®] Racing[™]***! I have enclosed a check or money order for \$9.95 (includes shipping & handling) made payable to Williams Entertainment Inc.

Name

Address

City / State / Zip Code

Williams Entertainment Inc.

P.O. Box 2097, Corsicana, TX 75151-2097

PLEASE ALLOW 4-6 WEEKS FOR DELIVERY. KYLE PETTY'S NO FEAR[®] RACING[™] © 1995 Williams Entertainment Inc. Williams[®] is a trademark of WMS Games Inc. All Rights Reserved. No Fear[®] is a registered trademark of No Fear, Inc. All Rights Reserved.

WARRANTY

Williams Entertainment Inc. warrants to the original purchaser of this Williams Entertainment Inc. software product that the medium on which this computer program is recorded is free from defects in materials and workmanship for a period of ninety (90) days from the date of purchase. This Williams Entertainment Inc. software program is sold "as is," without express or implied warranty damages of any kind, and Williams Entertainment Inc. is not liable for any losses or damages of any kind resulting from the use of this program. Williams Entertainment Inc. agrees for a period of ninety (90) days to either repair or replace, at its option, free of charge, any Williams Entertainment Inc. software product, postage paid, with proof of purchase, at its Factory Service Center.

This warranty is not applicable to normal wear and tear. This warranty shall not be applicable and shall be void if the defect in the Williams Entertainment Inc. software product has arisen through abuse, unreasonable use, mistreatment or neglect. THIS WARRANTY IS IN LIEU OF ALL OTHER WARRANTIES AND NO OTHER REPRESENTATIONS OR CLAIMS OF ANY NATURE SHALL BE BINDING ON OR OBLIGATE WILLIAMS ENTERTAINMENT INC.. ANY IMPLIED WARRANTIES APPLICABLE TO THIS SOFTWARE PRODUCT, INCLUDING WARRANTIES OF MERCHANTABILITY AND FITNESS FOR A PARTICULAR PURPOSE, ARE LIMITED TO THE NINETY (90) DAY PERIOD DESCRIBED ABOVE. IN NO EVENT WILL WILLIAMS ENTERTAINMENT INC. BE LIABLE FOR ANY SPECIAL, INCIDENTAL, OR CONSEQUENTIAL DAMAGES RESULTING FROM POSSESSION, USE OR MALFUNCTION OF THIS WILLIAMS ENTERTAINMENT INC. SOFTWARE PRODUCT.

Some states do not allow limitations as to how long an implied warranty lasts and/or exclusions or limitations of incidental or consequential damages so the above limitations and/or exclusions of liability may not apply to you. This warranty gives you specific rights, and you may also have other rights which vary from state to state.



Williams Entertainment Inc.

1800 South Highway 45, Corsicana, TX 75110.

(903) 874-2683.



**Williams Entertainment Inc.
1800 South Business Highway 45
Corsicana, Texas 75110
(903) 874-2683**

© 1995 Williams Entertainment Inc.
Made under license from No Fear, Inc., Motorsport
Traditions Limited Partnership, Kyle Petty and SABCO
Racing, Inc. Kyle Petty's No Fear® Racing™ is a
trademark of Williams Entertainment Inc. Williams® is a
trademark of WMS Games Inc. No Fear® is a
trademark of No Fear, Inc. All Rights Reserved.
Photographs © 1995 No Fear, Inc.,
©1995 Motorsport Traditions.

PRINTED IN USA