



Advanced  
Productions  
Inc.

## INSTRUCTION BOOKLET



**SUPER NINTENDO**  
ENTERTAINMENT SYSTEM

**WARNING: PLEASE READ THE ENCLOSED CONSUMER INFORMATION AND PRECAUTIONS BOOKLET CAREFULLY BEFORE USING YOUR NINTENDO® HARDWARE SYSTEM OR GAME PAK.**

**THIS PRODUCT HAS BEEN RATED BY THE ENTERTAINMENT SOFTWARE RATING BOARD. FOR INFORMATION ABOUT THE ESRB RATING, OR TO COMMENT ABOUT THE APPROPRIATENESS OF THE RATING, PLEASE CONTACT THE ESRB AT 1-800-771-3772.**



LICENSED BY



NINTENDO, SUPER NINTENDO ENTERTAINMENT SYSTEM AND THE OFFICIAL SEALS ARE REGISTERED TRADEMARKS OF NINTENDO OF AMERICA INC. ©1991 NINTENDO OF AMERICA INC.

THIS OFFICIAL SEAL IS YOUR ASSURANCE THAT NINTENDO HAS APPROVED THE QUALITY OF THIS PRODUCT. ALWAYS LOOK FOR THIS SEAL WHEN BUYING GAMES AND ACCESSORIES TO ENSURE COMPLETE COMPATIBILITY. ALL NINTENDO PRODUCTS ARE LICENSED BY SALE FOR USE ONLY WITH OTHER AUTHORIZED PRODUCTS BEARING THE OFFICIAL NINTENDO SEAL OF QUALITY.

# WAR 3010™

THE REVOLUTION

## TABLE OF CONTENTS

STORYLINE .....	4
A PRIMER ON THE KYLLEN BROTHERHOOD.....	5
CONTROLLER.....	6
MAIN CONTROL MENU .....	7
OPTION SCREENS .....	8
PASSCODES & STELLAR MAP .....	9
LONG RANGE SCAN & FLEET STATUS .....	10
BATTLE VIEW & SHIELD POWER .....	11
SHIP INFO & STARFIELD STATS .....	12
SHIP PRODUCTION & UPGRADES .....	13
INTERSTELLAR TERRAINS .....	14
FLEET TECHNICAL SPECIFICATIONS.....	17
PLANNING YOUR STRATEGY .....	35
HELPLINE & ONLINE .....	36
PASSCODE INDEX.....	37
CREDITS.....	40

## STORYLINE

In the 20th century, humanity called out to the stars, searching for intelligent life outside the cradle of Earth. In the year 2641, they finally received an answer...

A technologically superior race calling themselves the Kyllens broke the cosmic silence and offered peace and friendship. They spent close to a decade assimilating themselves into human society and culture and, in the process, cured every disease, every famine, every biological hazard, until humanity had at last achieved Paradise. These galactic saviors were quick to earn the admiration of humans everywhere.

Then things changed. . .

Goodwill and mutual understanding gave the Kyllens the opportunity to observe the humans' every weakness and exploit their blind devotion to the Kyllen Brotherhood. Kyllen Supreme Command seized all arenas of human power and subjugated Earth's civilization using weapons of war that could not be matched by any Terran technology.

In the following years, humanity became subservient to Kyllen rule, stripped of all dignity and honor. Kyllen forces pillaged Earth and its colonies, conquering any resistance, and proclaimed their superiority with the formal establishment of human slave camps. Like the ancient empires of Earth, it seemed as though human civilization would fade into the forgotten annals of history.

Finally, a leader emerged from the ashes of what was once humanity, determined to reclaim Earth and liberate its children from the merciless grip of Kyllen power. This leader coordinated a massive slave revolt, seizing a small Kyllen fleet. These captured vessels were renamed after the mythological figures of ancient Greece, resurrecting one of the greatest cultures of old Earth. Breaking into the Kyllen computer network, rebel slaves learned of hidden caches containing Kyllen technology scattered throughout the quadrants. Such treasures will certainly prove useful as the rebels leave no survivors, endure overwhelming odds, and commit to an offensive that will ultimately take them into the black heart of Kyllen Supreme Command.

The last shred of human spirit, nearly extinguished by Kyllen domination, would rise again. The year is 3010. The interstellar void will soon become a battlefield where humanity's fate is decided. The Revolution is at hand...

## A PRIMER ON THE KYLLEN BROTHERHOOD

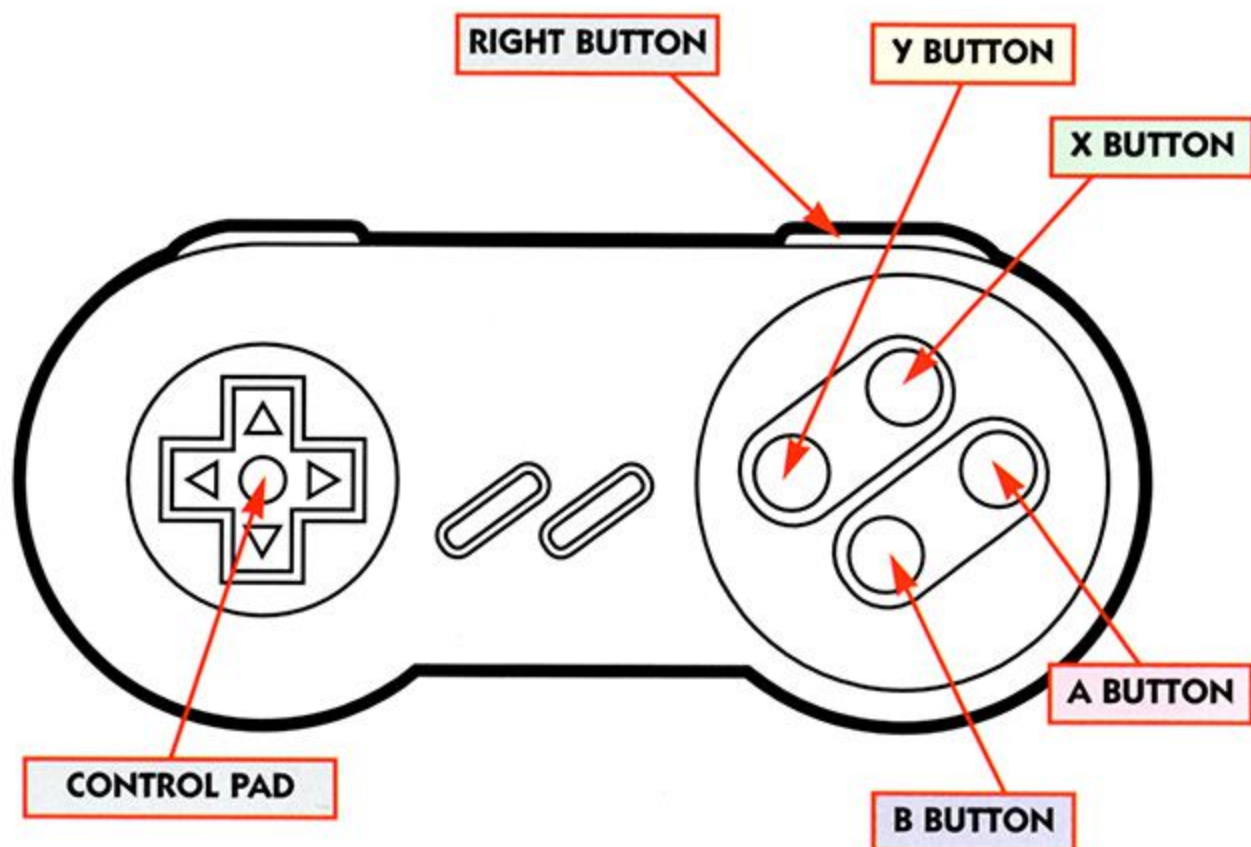
The Kyllen Brotherhood has sustained itself for nearly 25,000 years through deception and conquest. The Kyllen scheme for enslaving less-developed civilizations remains the same: fool them into thinking they have made an ally, become an integral component of their culture, then seize the reins of power by subjugating them with overwhelming technological warfare. The Kyllen Brotherhood (which in itself sounds deceptive) spans over three-quarters of the galaxy, with slave populations of various alien races reaching upwards of 10 billion on some planets. The Kyllens believe themselves to be the most superior form of intelligence in the universe and are able to maintain their omnipotence through listening posts and military bases scattered throughout their territories.

Kyllen Supreme Command represents the military arm of the Kyllen Brotherhood. The Supreme Fleet is the most powerful tool at their disposal, enabling them to crush any opposition within hours of initial unrest. It is broken down into organized elements of varying lethality, including the brutally-effective Task Force, the standard System Defense Battle Group, and down to local Planetary Protectors. Sharing the same reputation for ruthless efficiency is the Perimeter Guard, an elite division of the Supreme Fleet that provides an impenetrable defensive screen around several of the Kyllen core systems. The most legendary Perimeter Guards are the Nussa, Hodaak, and Bivlea Defense Perimeters, all of which have remained unbroken for literally thousands of years.

In the past, no alien race has been able to endure the prolonged war plan which the Kyllens have perfected. Kyllen military superiority remains unmatched, thanks in part to their confiscation and manipulation of alien technology. It has been said that the only way to defeat the Kyllen Supreme Fleet and the Perimeter Guard is to turn their own technological prowess against them. So far, no one has been able to take advantage of this potential weakness.

Until now. . .

# CONTROLLER



## CONTROLLER FUNCTIONS

CONTROL PAD	Controls the cursor
B-BUTTON	Selects an action
A-BUTTON	Cancels an action
Y-BUTTON	Recharges shield energy
X-BUTTON	Removes a ship from a warship transport
RIGHT-BUTTON	Speeds up cursor control

# MAIN CONTROL MENU

MOVE

BATTLE

END



STARFIELD  
STATS

LONG  
RANGE  
SCAN

SHIP INFO

STATUS

UPGRADES

OPTIONS

The **Main Control Menu** is activated by pressing the **B-BUTTON**. Each selection is described below. Using the Control Pad, move the arrow over the desired selection and press the **B-BUTTON** once again. Choices not currently accessible are shaded. To cancel the **Main Control Menu**, or any other selection in the game, press the **A-BUTTON**.

MOVE	Moves a Rebel ship
BATTLE	Engages the enemy
END	Ends turn
STARFIELD STATS	Displays information on planets, star clusters, etc.
SHIP INFO	Displays information on a selected Rebel ship
LONG RANGE SCAN	Displays an overview of the entire battle
FLEET STATUS	Reports on the status of all ships
EQUIPMENT UPGRADES	Accesses special equipment (once found)
OPTIONS	Displays Secondary Options Screen

# OPTIONS



## PRIMARY AND SECONDARY OPTIONS

Primary Options are available only at the **start** of the game

START	Begins a new game
OPTIONS	Accesses the Auxiliary Options
PASSCODE	Continues a previous mission
CREDITS	The Creators of War 3010

Secondary Options are always available

CONTINUE	Resumes the battle
OPTIONS	Accesses the Auxiliary Options
MISSIONS	Restates the objective for the current level
QUIT	Surrenders your forces and ends the game



## AUXILIARY OPTIONS

These toggle switches are available during game play

ANIMATIONS	Battle View ON/OFF
MUSIC	ON/OFF & Selection
ICONS	Letters/Symbols

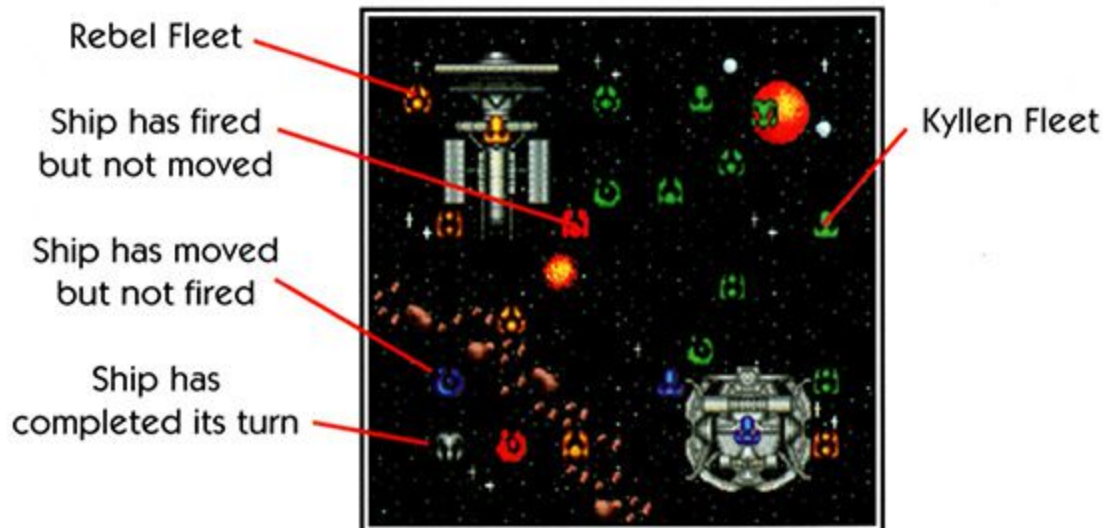


## PASSCODE



At the completion of each level, you will be given a **passcode**. This allows you to continue the Revolution at a later date. To enter a passcode, go to the **Primary Options Screen**, select **Passcode** with the Control Pad, and press the **B-BUTTON**. Now enter the passcode. A page in the back of this manual is provided for easy storage of passcodes.

## STELLAR MAP




This screen depicts the strategic layout of the battlefield. The **Stellar Map** is where you will position your Rebel forces against the evil Kyllen Brotherhood. You will encounter several different maps during your adventures. The path to victory rests in adopting new strategies to fit each battlefield. Once an attack is underway, the screen will change to the **Battle View**.

## LONG RANGE SCAN



Each ship carries external sensors that will allow you to receive long-range stellar information. The **Long Range Scan** is activated from the **Main Control Menu** (see the above diagram). This readout displays every sector on the stellar map, revealing each ship and its location. Moving the cursor to a particular sector and pressing the **B-BUTTON** allows you to position yourself within that same location when returning to the map.

## FLEET STATUS



**Fleet Status** reveals the condition of each ship in the current mission, including the number of ships that have been destroyed by both Rebel and Kyllen forces. Use the Control Pad (left + right) to toggle between sides.

## BATTLE VIEW



The **Battle View** simulates the action as opposing warships trade salvos. The outcome of each battle relies on several factors. A ship's endurance is dependent upon its shield integrity. However, firepower, range, and interstellar terrain, as well as other elements, must be considered when determining an overall strategy.



### SHIELD POWER



Deflector shields are the backbone of a ship's defenses. Shield power for each side is displayed within the **Battle View** and the **Ship Information Screen**. Shields can only be recharged by docking with Space Ports or Refuelers. To accomplish this, simply place a ship next to one of the four pods located on each corner of a Space Port. To recharge shield power using a Refueler, place your Refueler adjacent to the shield-drained vessel and press the **Y-BUTTON**. Now select a ship to refuel and press the **B-BUTTON**.

## SHIP INFORMATION



To view specific data concerning an individual ship, select **Ship Information** from the **Main Control Menu**. This information includes the ship's designation, class, icon, weapons data, and shield integrity.

## STARFIELD STATISTICS



To receive a detailed analysis of interstellar terrain, place your cursor over any background object on the **Stellar Map** and select **Starfield Statistics** from the **Main Control Panel**. When viewing the data, keep in mind that all diameter measurements (DIA) are given in kilometers unless indicated otherwise (light years = LY). Density (DEN) is in grams/cubic cm.

## SHIP PRODUCTION



The **Ship Production Screen** allows you to oversee the construction of new vessels. In order to build your armada, you must first gain control of a Space Station by placing two units over the bridge portion (the middle two spaces of the uppermost row). Once this has been accomplished, you can construct ships by selecting **End Turn** and then highlighting **Build**. When viewing the **Ship Production Screen**, use the

Control Pad to select the vessel you wish to build and press the **B-BUTTON** to confirm its construction in Bay Area 1. Pressing the **B-BUTTON** again will initiate construction in Bay Area 2. To cancel ship production, press down on the Control Pad, highlight a ship, and press the **A-BUTTON**. Note that each ship requires a fixed number of turns for completion.

## UPGRADES



You can search for top secret Kyllen technology by placing your scout vessels over the thousands of planets and moons scattered throughout the galaxy. Once an **Upgrade** has been found, select a ship, go to the **Equipment Upgrades Screen**, highlight your discovery, and press the **B-BUTTON**. Only one **Upgrade** can be applied to one ship for the duration of a level. Use them wisely.

## INTERSTELLAR TERRAIN

Listed below are the various terrain types that will be found during the course of your adventures. Each object can be viewed in greater detail by moving the cursor over the desired area and selecting **Starfield Statistics** from the **Main Control Menu**. Remember that each object possesses its own unique value that must be considered when constructing your strategy against the Kyllens. An object's defensive condition (DFC on the **Starfield Statistics**) is rated from 0 (very poor) to 9 (excellent). When viewing the **Starfield Statistics**, it is important to note that the number after an E is the exponent of 10. For example,  $6.3E 7$  means 6.3 times 10 to the 7th power. An N before the exponent indicates a negative exponential value.




Clear



Space Port




Space Station



Major Nebula



Minor Nebula




Ion Storm

# INTERSTELLAR TERRAIN



Red Gas Giant



Red Terrestrial  
- Hot -



Desert World



Gray Gas Giant



Gray Terrestrial  
- Cool -




Frozen World



Brown Gas Giant




Brown Terrestrial  
- Temperate -



Moon


# INTERSTELLAR TERRAIN




Orange Gas Giant




Volcanic World



Local Star



Type I Supernova



Type II Supernova




Series A Ring Planet



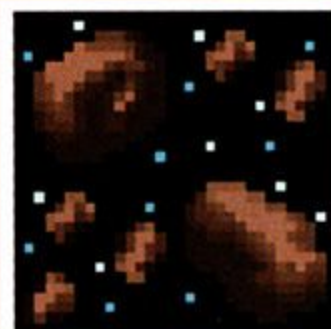
Series B Ring Planet



Globular Cluster



Open Cluster



Asteroids

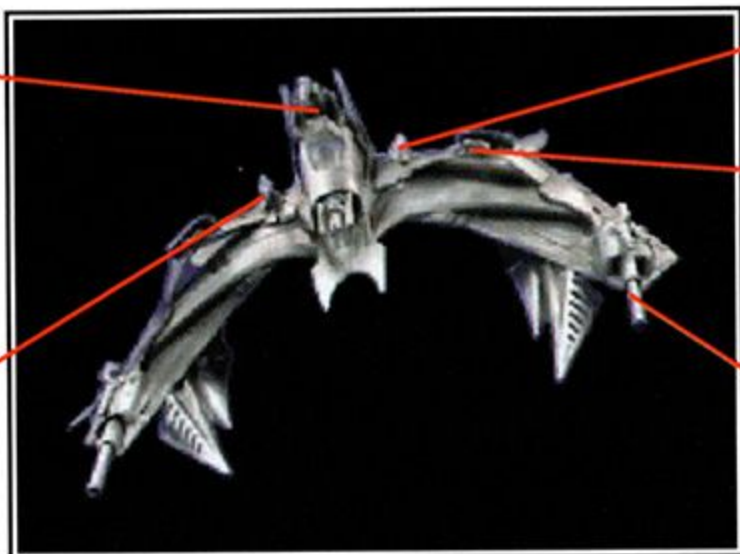




**FLEET  
TECHNICAL  
SPECIFICATIONS**

# POSEIDON

Diivec Shield Systems Model 2415 Generator



NovaKore Class B Anti-Matter Missile

Diivec X2 Blaster Cannons

SheaTommi Flux Torpedo

SheaTommi AX-33 Heavy Laser Cannons

MAXIMUM SHIELD INTEGRITY	WEAPON STRENGTH		WEAPON RANGE		MOVEMENT RANGE
	LONG	SHORT	LONG	SHORT	
40	55	70	4	1	3




LETTERS

**FLEET REPRESENTATION**

SYMBOLS



## STATISTICS




<b>VESSEL CLASSIFICATION</b>	LIIYRAM-CLASS LIGHT MARAUDER
<b>LENGTH</b>	30.3 meters
<b>HULL COMPOSITION</b>	UltraPlate L-205
<b>CREW</b>	32
<b>TROOPS</b>	20
<b>ENGINE TYPE</b>	NovaKore I Series D
<b>OFFENSIVE CAPABILITY</b>	2 SheaTommi AX-33 Heavy Laser Cannons 2 Diivec X2 Blaster Cannons 1 NovaKore Class B Anti-Matter Missile 1 SheaTommi Flux Torpedo
<b>DEFENSIVE CAPABILITY</b>	Diivec Shield Systems Model 2415

NovaKore QuickFix  
Laser Cannons

Diivec M9 Blasters

Diivec Shield  
Systems Model  
6111 Generator



Mavajin Disruptor  
with Dedicated  
Target Fix

NovaKore  
TripleTrack  
Railguns

NovaKore  
DoubleTrack  
Railguns


MAXIMUM SHIELD INTEGRITY	WEAPON STRENGTH		WEAPON RANGE		MOVEMENT RANGE
	LONG	SHORT	LONG	SHORT	
60	60	75	5	1	2



LETTERS

**FLEET REPRESENTATION**

SYMBOLS




STATISTICS	
<b>VESSEL CLASSIFICATION</b>	NUURLICH-CLASS HEAVY MARAUDER
<b>LENGTH</b>	252.5 meters
<b>HULL COMPOSITION</b>	Carliorr Optimum Grade A
<b>CREW</b>	90
<b>TROOPS</b>	68
<b>ENGINE TYPE</b>	Neksuun Flash SBL
<b>OFFENSIVE CAPABILITY</b>	2 NovaKore QuickFix Laser Cannons 1 Mavajin Disruptor with Dedicated Target Fix 2 Diivec M9 Blasters 2 NovaKore DoubleTrack Railguns 2 NovaKore TripleTrack Railguns
<b>DEFENSIVE CAPABILITY</b>	Diivec Shield Systems Model 6111

# HERCULES

Plax Model 4000  
Deflector  
Generator

Diivec 5.15  
Laser Cannons

NovaKore  
Double Track  
Laser Cannons



Plax Medium 4  
Rear Blaster

NovaKore  
Reaction 63  
Missile Launchers

Mavajin  
Medium GH  
Disruptors

MAXIMUM SHIELD INTEGRITY	WEAPON STRENGTH		WEAPON RANGE		MOVEMENT RANGE
	LONG	SHORT	LONG	SHORT	
35	65	55	3	1	4



LETTERS

**FLEET REPRESENTATION**


SYMBOLS



## STATISTICS



<b>VESSEL CLASSIFICATION</b>	GAADEN-CLASS LIGHT DESTROYER
<b>LENGTH</b>	162.3 meters
<b>HULL COMPOSITION</b>	UltraPlate F-9
<b>CREW</b>	54
<b>TROOPS</b>	30
<b>ENGINE TYPE</b>	NovaKore II Series R
<b>OFFENSIVE CAPABILITY</b>	4 Diivec 5.15 Laser Cannons 2 NovaKore Reaction 63 Missile Launchers 2 NovaKore DoubleTrack Laser Cannons 2 Mavajin Medium GH Disruptors 1 Plax Medium 4 Rear Blaster
<b>DEFENSIVE CAPABILITY</b>	Plax Model 4000 Deflectors




MAXIMUM SHIELD INTEGRITY	WEAPON STRENGTH		WEAPON RANGE		MOVEMENT RANGE
	LONG	SHORT	LONG	SHORT	
50	70	65	4	1	4



LETTERS

**FLEET REPRESENTATION**

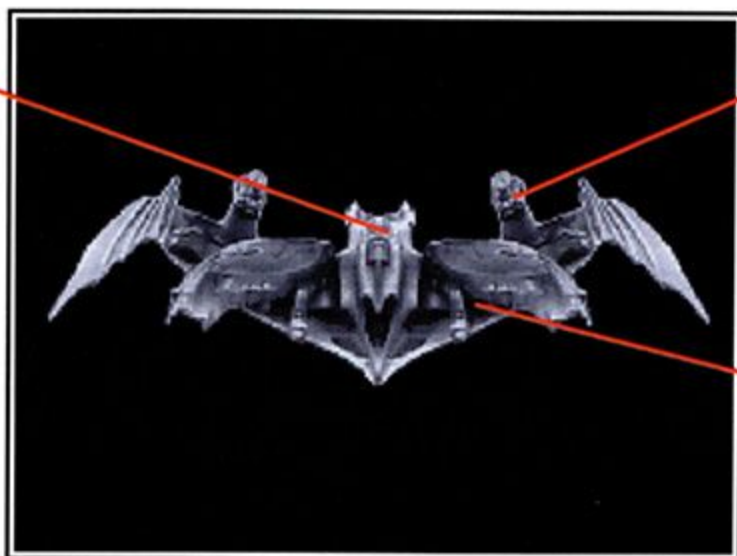
SYMBOLS



STATISTICS	
<b>VESSEL CLASSIFICATION</b>	IFFETS-CLASS HEAVY DESTROYER
<b>LENGTH</b>	241.5 meters
<b>HULL COMPOSITION</b>	Carlionr Optimum Grade B
<b>CREW</b>	88
<b>TROOPS</b>	56
<b>ENGINE TYPE</b>	NovaKore II Series C
<b>OFFENSIVE CAPABILITY</b>	2 NovaKore Reaction 86 Missile Launchers 2 Diivec Riposte Cannons 1 SheaTommi Twin Enforcer Cannon 1 Neksuun MRS Torpedo Launcher 1 Mavajin Seek Disruptor
<b>DEFENSIVE CAPABILITY</b>	Plax Model 9090 Deflectors

# CERBERUS

Plax Virtual Armor  
Model D  
Generator



Diivec A1 Defender  
Turrets

Mavajin LaserSpill  
Attack Cannons



MAXIMUM SHIELD INTEGRITY	WEAPON STRENGTH		WEAPON RANGE		MOVEMENT RANGE
	LONG	SHORT	LONG	SHORT	
25	50	55	4	1	6




LETTERS

**FLEET REPRESENTATION**

SYMBOLS



## STATISTICS



<b>VESSEL CLASSIFICATION</b>	BUZRE-CLASS LIGHT PREDATOR
<b>LENGTH</b>	104.8 meters
<b>HULL COMPOSITION</b>	UltraPlate H-721
<b>CREW</b>	24
<b>TROOPS</b>	18
<b>ENGINE TYPE</b>	Diivec 2.93 Turbo
<b>OFFENSIVE CAPABILITY</b>	2 Mavajin LaserSpill Attack Cannons 2 Diivec A1 Defender Turrets
<b>DEFENSIVE CAPABILITY</b>	Plax Virtual Armor Model D

22


# PREDATORS

Plax Overkill JJ  
Disruptor Battery

Neksuun Flame  
Torpedo Launchers

Deloreg Combat  
Shield Generator

Neksuun  
Deliverance II  
Quad Batteries




MAXIMUM SHIELD INTEGRITY	WEAPON STRENGTH		WEAPON RANGE		MOVEMENT RANGE
	LONG	SHORT	LONG	SHORT	
40	60	65	4	1	4



**FLEET REPRESENTATION**

**SYMBOLS**

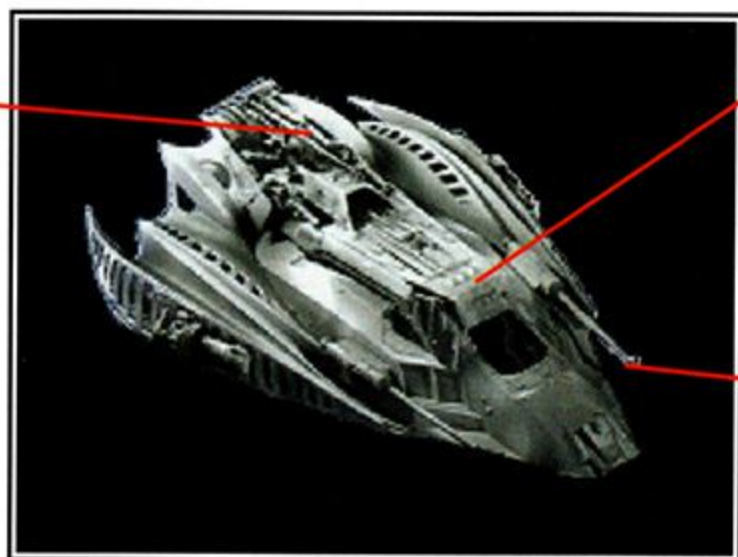


## STATISTICS

<b>VESSEL CLASSIFICATION</b>	PAREF-CLASS HEAVY PREDATOR
<b>LENGTH</b>	202 meters
<b>HULL COMPOSITION</b>	NovaKore Special
<b>CREW</b>	50
<b>TROOPS</b>	42
<b>ENGINE TYPE</b>	NovaKore II Series T
<b>OFFENSIVE CAPABILITY</b>	2 Neksuun Flame Torpedo Launchers 2 Neksuun Deliverance II Quad Batteries 1 Plax Overkill JJ Disruptor Battery
<b>DEFENSIVE CAPABILITY</b>	Deloreg Combat Shields

# THESEUS

Mavajin MI-LC  
Polite Defense  
Package



Plax Model 4075  
Deflector  
Generator

Neksuun C-12-GA  
Puncture Cannons

MAXIMUM SHIELD INTEGRITY	WEAPON STRENGTH		WEAPON RANGE		MOVEMENT RANGE
	LONG	SHORT	LONG	SHORT	
35	55	55	3	1	3



LETTERS

**FLEET REPRESENTATION**

SYMBOLS



## STATISTICS

<b>VESSEL CLASSIFICATION</b>	L/W-CLASS LIGHT CRUISER
<b>LENGTH</b>	89.5 meters
<b>HULL COMPOSITION</b>	Bohhon Plating
<b>CREW</b>	38
<b>TROOPS</b>	28
<b>ENGINE TYPE</b>	NovaKore I Series M
<b>OFFENSIVE CAPABILITY</b>	2 Neksuun C-12-GA Puncture Cannons 1 Mavajin MI-LC Polite Defense Package
<b>DEFENSIVE CAPABILITY</b>	Plax Model 4075 Deflectors




# PERSEUS

Mavajin Seek  
Disruptor

Sorrin Energies  
Invisible UltraPlate  
Generator

Diivec 4.9  
Anti-Pest  
Blaster Cannon

NovaKore  
Reaction 33  
Missile Launchers




MAXIMUM SHIELD INTEGRITY	WEAPON STRENGTH		WEAPON RANGE		MOVEMENT RANGE
	LONG	SHORT	LONG	SHORT	
40	65	65	3	1	2



LETTERS

**FLEET REPRESENTATION**

SYMBOLS




## STATISTICS

<b>VESSEL CLASSIFICATION</b>	GUZY-CLASS HEAVY CRUISER
<b>LENGTH</b>	133.7 meters
<b>HULL COMPOSITION</b>	Carlriorr Optimum Grade H
<b>CREW</b>	65
<b>TROOPS</b>	48
<b>ENGINE TYPE</b>	Neksuun Flash VCL
<b>OFFENSIVE CAPABILITY</b>	2 NovaKore Reaction 33 Missile Launchers 1 Mavajin Seek Disruptor 1 Diivec 4.9 Anti-Pest Blaster Cannon
<b>DEFENSIVE CAPABILITY</b>	Sorrin Energies Invisible UltraPlate

# HERA

NovaKore QuickFix  
Laser Cannons

NovaKore TripleKill  
Disruptor Battery



SheaTommi Deluxe  
Missile Packages

Diivec Shield  
Systems Model  
2410 Generator

MAXIMUM SHIELD INTEGRITY	WEAPON STRENGTH		WEAPON RANGE		MOVEMENT RANGE
	LONG	SHORT	LONG	SHORT	
40	50	50	2	1	5



LETTERS

**FLEET REPRESENTATION**

SYMBOLS



## STATISTICS

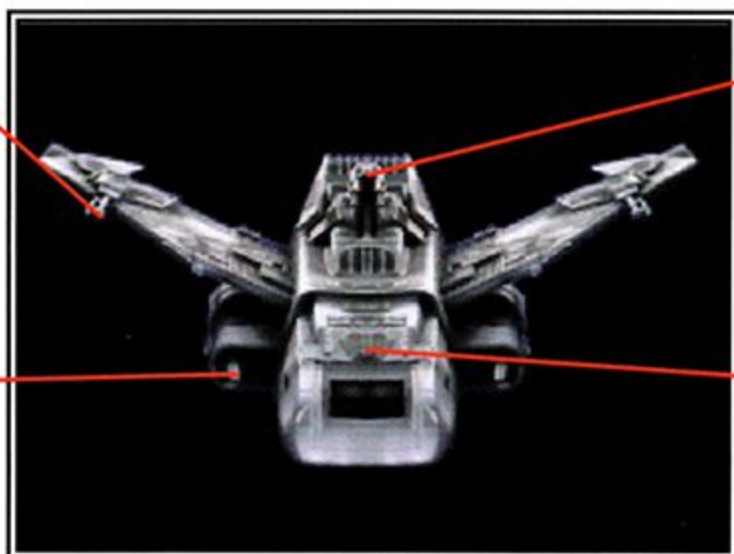
<b>VESSEL CLASSIFICATION</b>	RESA'KO-CLASS SLAVE TRANSPORT
<b>LENGTH</b>	85 meters
<b>HULL COMPOSITION</b>	UltraPlate C-9
<b>CREW</b>	40
<b>TROOPS</b>	22
<b>ENGINE TYPE</b>	Diivec 1.2 Turbo
<b>OFFENSIVE CAPABILITY</b>	2 SheaTommi Deluxe Missile Packages 2 NovaKore QuickFix Laser Cannons 1 NovaKore TripleKill Disruptor Battery
<b>DEFENSIVE CAPABILITY</b>	Diivec Shield Systems Model 2410

Diivec BlasterFire  
Cannons

Neksuun  
Deliverance X  
Quad Battery

Deloreg 931  
Crosshair Cannons

Plax Model 9000  
Deflector  
Generator




MAXIMUM SHIELD INTEGRITY	WEAPON STRENGTH		WEAPON RANGE		MOVEMENT RANGE
	LONG	SHORT	LONG	SHORT	
50	50	50	1	1	7




LETTERS

**FLEET REPRESENTATION**

SYMBOLS



## STATISTICS



**VESSEL CLASSIFICATION** KAMBOR-CLASS WARSHIP TRANSPORT

**LENGTH** 512.4 meters

**HULL COMPOSITION** Nylex Steel

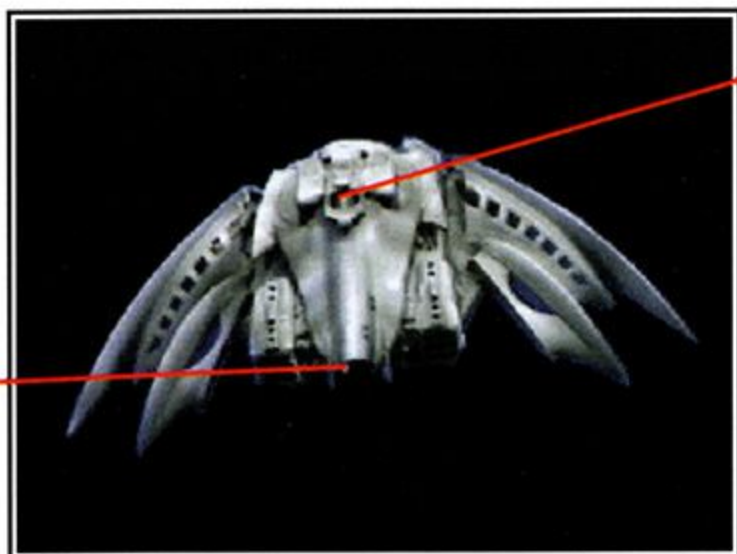
**CREW** 34

**TROOPS** 0

**ENGINE TYPE** SheaTommi B 938

**OFFENSIVE CAPABILITY**  
2 Diivec BlasterFire Cannons  
2 Deloreg Crosshair Cannons  
1 Neksuun Deliverance X Quad Battery

**DEFENSIVE CAPABILITY** Plax Model 9000 Deflectors



Neksuun CVLN  
Light Blasters

Plax 144  
Anti-Intrusion  
Shield Generator


MAXIMUM SHIELD INTEGRITY	WEAPON STRENGTH		WEAPON RANGE		MOVEMENT RANGE
	LONG	SHORT	LONG	SHORT	
15	50	50	3	1	8



LETTERS

**FLEET REPRESENTATION**

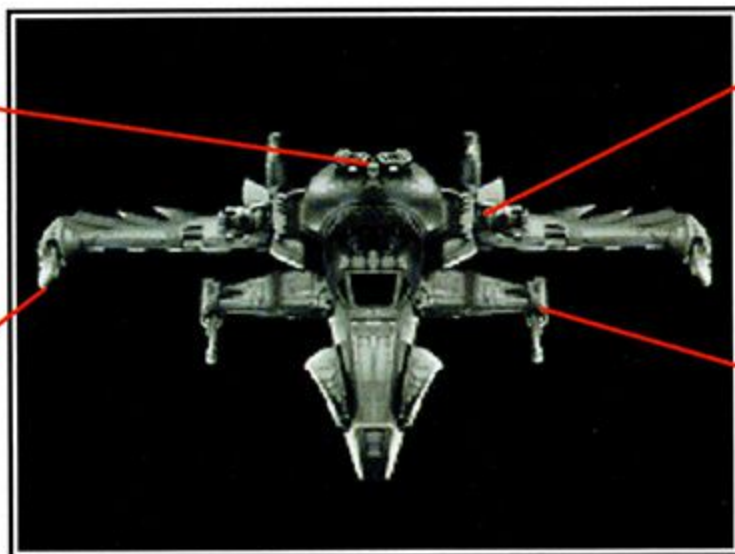
SYMBOLS



STATISTICS	
<b>VESSEL CLASSIFICATION</b>	SEVAT-CLASS LIGHT SCOUT
<b>LENGTH</b>	12.7 meters
<b>HULL COMPOSITION</b>	UltraPlate R-18
<b>CREW</b>	2
<b>TROOPS</b>	0
<b>ENGINE TYPE</b>	Deloreg Runner VIII
<b>OFFENSIVE CAPABILITY</b>	2 Neksuun CVLN Light Blasters
<b>DEFENSIVE CAPABILITY</b>	Plax 144 Anti-Intrusion Shield

# ACHILLES

Neksuun  
Protector Shield  
Generator



Novakore DDT8  
Laser Cannons

Mavajin COM-66  
Missiles

NovaKore DDA5  
Laser Cannons


MAXIMUM SHIELD INTEGRITY	WEAPON STRENGTH		WEAPON RANGE		MOVEMENT RANGE
	LONG	SHORT	LONG	SHORT	
35	50	55	4	1	6




LETTERS

**FLEET REPRESENTATION**

SYMBOLS



## STATISTICS



<b>VESSEL CLASSIFICATION</b>	NOJA-CLASS HEAVY SCOUT
<b>LENGTH</b>	39.2 meters
<b>HULL COMPOSITION</b>	UltraPlate Z-12
<b>CREW</b>	10
<b>TROOPS</b>	0
<b>ENGINE TYPE</b>	Diivec 2.21 Turbo
<b>OFFENSIVE CAPABILITY</b>	2 NovaKore DDT8 Laser Cannons 2 NovaKore DDA5 Laser Cannons 2 Mavajin COM-66 Missiles
<b>DEFENSIVE CAPABILITY</b>	Neksuun Protector Shield


# ARTEMIS

NovaKore Rapid  
Fire Blasters

Mavajin LT-10  
Disruptor

Neksuun FIT Force  
Screen Generator

Diivec DoubleGun  
Laser Cannons



SheaTommi  
HotShot Repeating  
Blasters


MAXIMUM SHIELD INTEGRITY	WEAPON STRENGTH		WEAPON RANGE		MOVEMENT RANGE
	LONG	SHORT	LONG	SHORT	
25	50	55	3	1	8



LETTERS

**FLEET REPRESENTATION**

SYMBOLS



STATISTICS



**VESSEL CLASSIFICATION**

KIRST-CLASS LIGHT FIGHTER

**LENGTH**

10.6 meters

**HULL COMPOSITION**

UltraPlate E-18

**CREW**

3

**TROOPS**

0

**ENGINE TYPE**

Deloreg Runner II

**OFFENSIVE CAPABILITY**

2 NovaKore Rapid Fire Blasters  
2 Diivec DoubleGun Laser Cannons  
2 SheaTommi HotShot Repeating Blasters  
1 Mavajin LT-10 Disruptor

**DEFENSIVE CAPABILITY**


Neksuun FIT Force Screens

Plax Model 4025  
Deflector  
Generator

Mavajin COM-66  
Missiles

Mavajin Medium  
MS Disruptors

Neksuun DualFire  
Laser Cannons




MAXIMUM SHIELD INTEGRITY	WEAPON STRENGTH		WEAPON RANGE		MOVEMENT RANGE
	LONG	SHORT	LONG	SHORT	
35	50	55	4	1	5



LETTERS

**FLEET REPRESENTATION**

SYMBOLS



STATISTICS	
<b>VESSEL CLASSIFICATION</b>	AHSAT-CLASS MEDIUM FIGHTER
<b>LENGTH</b>	25.5 meters
<b>HULL COMPOSITION</b>	UltraPlate E-20
<b>CREW</b>	8
<b>TROOPS</b>	0
<b>ENGINE TYPE</b>	Diivec 1.0 Turbo
<b>OFFENSIVE CAPABILITY</b>	2 Mavajin Medium MS Disruptors 2 Mavajin COM-62 Missiles 2 Neksuun DualFire Laser Cannons
<b>DEFENSIVE CAPABILITY</b>	Plax Model 4025 Deflectors


# ATHENA

Plax Rear Guard  
Turret Blaster

NovaKore SIMLock  
Disruptor

Mavajin SixPak  
Assault Batteries

Haadin Defensive  
Screen Generator




MAXIMUM SHIELD INTEGRITY	WEAPON STRENGTH		WEAPON RANGE		MOVEMENT RANGE
	LONG	SHORT	LONG	SHORT	
35	50	60	3	1	3



LETTERS

**FLEET REPRESENTATION**

SYMBOLS




□ □ □ □ **STATISTICS** □ □ □ □ □

<b>VESSEL CLASSIFICATION</b>	KALR-CLASS HEAVY FIGHTER
<b>LENGTH</b>	36.7 meters
<b>HULL COMPOSITION</b>	Bohhon Plating
<b>CREW</b>	15
<b>TROOPS</b>	0
<b>ENGINE TYPE</b>	NovaKore I Series H
<b>OFFENSIVE CAPABILITY</b>	2 Mavajin SixPak Assault Batteries 1 Plax Rear Guard Blaster Turret 1 NovaKore SIMLock Disruptor
<b>DEFENSIVE CAPABILITY</b>	Haadin Defensive Screens



# NARCISSUS

Plax Model 4050  
Deflector  
Generator



Diivec  
OmniTurret ST


MAXIMUM SHIELD INTEGRITY	WEAPON STRENGTH		WEAPON RANGE		MOVEMENT RANGE
	LONG	SHORT	LONG	SHORT	
35	50	50	1	1	7



LETTERS

**FLEET REPRESENTATION**


SYMBOLS



## STATISTICS

<b>VESSEL CLASSIFICATION</b>	TAEM'NAV-CLASS REFUELER
<b>LENGTH</b>	78.1 meters
<b>HULL COMPOSITION</b>	Nylex Steel
<b>CREW</b>	20
<b>TROOPS</b>	0
<b>ENGINE TYPE</b>	SheaTommi B 333
<b>OFFENSIVE CAPABILITY</b>	1 Diivec OmniTurret ST
<b>DEFENSIVE CAPABILITY</b>	Plax Model 4050 Deflectors

# PROMETHEUS




MAXIMUM SHIELD INTEGRITY	WEAPON STRENGTH		WEAPON RANGE		MOVEMENT RANGE
	LONG	SHORT	LONG	SHORT	
100	70	99	5	1	1



LETTERS

FLEET REPRESENTATION

SYMBOLS



## STATISTICS



<b>VESSEL CLASSIFICATION</b>	DELL-CLASS MOTHERSHIP
<b>LENGTH</b>	1.39 kilometers
<b>HULL COMPOSITION</b>	Kyllen Ultimate 001 Reinforced
<b>CREW</b>	944
<b>TROOPS</b>	688
<b>ENGINE TYPE</b>	Plax 99 Supreme
<b>OFFENSIVE CAPABILITY</b>	44 NovaKore TripleTrack Railguns 28 NovaKore DoubleTrack Railguns 25 NovaKore QuickFix Laser Cannons 12 Mavajin COM-66 Missile Launchers 10 Diivec Incinerator Torpedo Launchers 10 Mavajin Disruptors
<b>DEFENSIVE CAPABILITY</b>	14 Plax Fortress 01 Deflector Generators

## PLANNING YOUR STRATEGY

- Get to know your surroundings and use the environment to your advantage. Each object has different properties that will affect how well you can defend yourself. An asteroid field will conceal your fleet and make them extremely difficult to hit but flying through nebulae and leaving visible dust trails will only make you an easy target. Remember, interstellar terrain will play a large role in shaping your victories... or sealing your defeat.
- Study your mission objectives carefully. Identify critical points on each Stellar Map. Ignorance does not become a leader.
- Use the Pandora Warship Transport to its fullest advantage. This vessel will enable you to quickly transport slow-moving ships (such as the Kronos) across the Stellar Map. To move a ship inside the Pandora, select that vessel, place it over the Warship Transport, and press the **B-BUTTON**. To remove a vessel, select the Pandora and press the **X-BUTTON**. One turn must pass before another ship can enter the Pandora after it has unloaded a previous vessel. Furthermore, only one transport can carry one ship at a time. Be careful not to lose a loaded transport, however, for you will also lose the vessel being transported.
- Keep a sharp eye out for Equipment Upgrades. They are primarily located on planets and moons. Remember, only one upgrade can be used by one ship during a mission. Don't foolishly waste an upgrade early on only to end up wishing that you had saved it. Because of the tremendous stress such experimental devices have on standard-issue equipment, upgrades burn out quickly and, therefore, do not carry over into following levels. In addition, you must protect your scout ships. Only they can discover hidden technology!
- To capture a Space Station, you must have two ships over the bridge section at the same time (the middle two spaces of the uppermost row). You are not, however, required to keep them there. Space Ports do not need to be captured to be used. They are automated facilities programmed to respond to Kyllen transponder codes and since your fleet is comprised of captured Kyllen vessels, you too can recharge your shield energy there. Keep in mind that if you capture a Space Station while the Kyllens are constructing a ship, you will be able to pick up where they left off and receive that ship.
- As commander of the Rebel forces, you must know what each vessel in your fleet is capable of. Ship performance varies greatly with each class and understanding which one to send into a battle is crucial in achieving ultimate victory.
- Finally, plan your attack carefully. The higher levels demand some clever strategies. Remember, the fate of humanity is in your hands...

## HELP LINE

For hints and tips, call

➤ **1-900-420-2WIN** ◀

\$1.29 per minute, touch-tone phone only.  
If you are under 18, have your  
parent's permission before making this call.

## ONLINE

For further adventures, visit our web site at

➤ **<http://www.apigames.com>** ◀

# PASSCODE INDEX

**LEVEL****PASSCODE****2****LEVEL****PASSCODE****9****3****10****4****11****5****12****6****13****7****14****8****15****16**

## API® Limited Warranty

API warrants to the original purchaser only that the Game Pak provided with manual and the software program coded on it will perform in accordance with the descriptions in this manual when used with the specified equipment, for a period of 90 days from the date of purchase. If the program is found defective within 90 days of purchase, it will be replaced. Simply return the Game Pak to API or its authorized dealer along with a dated proof of purchase. Replacement of the Game Pak, free of charge to the original purchaser (except for the cost of returning the Game Pak) is the full extent of API's liability.

THIS WARRANTY IS IN LIEU OF ALL OTHER WARRANTIES, WHETHER ORAL OR WRITTEN, EXPRESS OR IMPLIED. ALL IMPLIED WARRANTIES, INCLUDING THOSE OF MERCHANTABILITY AND FITNESS FOR A PARTICULAR PURPOSE, IF APPLICABLE, ARE LIMITED IN DURATION TO 90 DAYS FROM THE DATE OF PURCHASE OF THIS PRODUCT.

API shall not be liable for incidental and/or consequential damages for the breach of any express or implied warranty including damage to property and, to the extent permitted by law, damages for personal injury, even if API has been advised of the possibility of such damages. Some states do not allow the exclusion or limitation of incidental or consequential damages or limitations on how long an implied warranty lasts, so the above limitations or exclusions may not apply to the purchaser.

This warranty shall not be applicable to the extent that any provision of this warranty is prohibited by any federal, state or municipal law which cannot be preempted. This warranty gives the purchaser specific legal rights and the purchaser may also have other rights which vary from state to state.

ADVANCED PRODUCTIONS, INC.  
1230 Hempstead Turnpike • Franklin Square, NY 11010  
(516) 328-7000

# WAR 2410



- Build and control armies of Mecs, tanks, fighters, bombers, artillery, commandos, etc.!
- Battle Orcs, Cyborgs and Genetically Enhanced Humans!
- Acquire resources to build more powerful weapons!
- No two battles the same!
- 16 MEGS of awesome graphics!



**You Are The Last Line Of Defense!**

**SUPER NINTENDO**  
ENTERTAINMENT SYSTEM



**ADVANCED PRODUCTIONS, INC.**  
1230 Hempstead Turnpike  
Franklin Square, NY 11750

WAR 2410 is a registered trademark of Advanced Productions, Inc. All rights reserved. ©1995 Advanced Productions, Inc. Super Nintendo is a registered trademark of Nintendo of America Inc.



FOR GAME TIPS & HINTS CALL  
**1-900-420-2WIN**

\$1.29 per minute, touch-tone phone only.  
If you are under 18, have your parent's permission before making this call.

FOR ORDERS ONLY CALL  
**1-800-404-4334**



OVERNIGHT DELIVERY AVAILABLE

# WARZONE™

THE REVOLUTION

## CREDITS

### EXECUTIVE PRODUCER

Salvatore Simeone

### GAME PRODUCTION MANAGER

Thomas Mulvey

### GAME DESIGN

Salvatore Simeone  
Anthony Verducci  
Michael Schiavetta  
Thomas Mulvey  
Pareshkumar  
Dean Camastro  
Herve Marcel

### PROJECT DIRECTOR

Pareshkumar

### PROGRAMMING

Herve Marcel  
Pareshkumar

### SHIP DESIGNER

Anthony Verducci

### MODEL SHIP BUILDERS

Anthony Verducci  
Timothy Samuels  
Dean Camastro

### SHIP DIGITIZING

Anthony Verducci

### WRAPPER SCREENS

Anthony Verducci

### ANIMATIONS

Dean Camastro

### INTRODUCTION & ENDING

Anthony Verducci  
Dean Camastro

### ANIMATION PROGRAMMING

Herve Marcel

### SOUND EFFECTS PROGRAMMING

Herve Marcel

### MUSIC

Stephen Melillo

### MANUAL DESIGN

Anthony Verducci

### MANUAL

Anthony Verducci  
Michael Schiavetta

### COVER ART

Kenn Richards



Advanced Productions Inc.  
1230 Hempstead Turnpike  
Franklin Square, NY 11010