



# INSTRUCTION BOOKLET

**SUPER NINTENDO**  
ENTERTAINMENT SYSTEM

**WARNING: PLEASE READ THE ENCLOSED  
CONSUMER INFORMATION AND PRECAUTIONS  
BOOKLET CAREFULLY BEFORE USING YOUR  
NINTENDO® HARDWARE SYSTEM OR GAME PAK.**

Designed & Developed for DTMC by Visual Concepts  
Manual Design by Andrew Bradley  
Manual Text by Matthew Householder  
Package Cover Illustration by Michel Bohbot  
Poster Illustrations by:  
Joel Adams & Jeff Wells - Continuity Studios

Lester the Unlikely is a trademark of DTMC Inc.



LICENSED BY



NINTENDO, SUPER NINTENDO  
ENTERTAINMENT SYSTEM  
AND THE OFFICIAL SEALS ARE  
REGISTERED TRADEMARKS OF  
NINTENDO OF AMERICA INC.  
© 1991 NINTENDO OF AMERICA INC.

THIS OFFICIAL SEAL IS YOUR  
ASSURANCE THAT NINTENDO HAS  
APPROVED THE QUALITY OF THIS  
PRODUCT. ALWAYS LOOK FOR THIS  
SEAL WHEN BUYING GAMES AND  
ACCESSORIES TO ENSURE COMPLETE  
COMPATIBILITY WITH YOUR SUPER  
NINTENDO ENTERTAINMENT SYSTEM.  
ALL NINTENDO PRODUCTS ARE  
LICENSED BY SALE FOR USE ONLY  
WITH OTHER AUTHORIZED PRODUCTS  
BEARING THE OFFICIAL NINTENDO  
SEAL OF QUALITY.

# Table of Contents

Our Story So Far .....	1
Lester's Personality .....	5
Getting Started .....	7
Game Screen .....	8
Controller .....	9
Controlling Lester.....	10
Items .....	13
Weapons .....	17
Bosses .....	19
Characters .....	20
Obstacles .....	21
Enemies .....	23
Hazards .....	25
Hints 'N Tips .....	27

## OUR STORY SO FAR...

One day Lester was walking through Seaport City's loading docks reading the new issue of his favorite comic, "Super Duper Hero Squad." Feeling a little tired from playing video games late the night before, he looked around for a comfortable place to finish his comic.



Without thinking, Lester stretched out on a pallet that was ready for loading onto a nearby freighter. And fell asleep.



Boy, did he pick a bad place to take a nap.



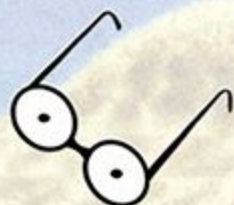
Several hours out of port he woke up and found himself in deep trouble (and more than a little seasick). The ship's captain believed his story about being an accidental stowaway. But... only in cases of extreme medical emergency could the ship return to port. And Lester wasn't that seasick. Yet...



So, he was along for the ride... Until the first port of call. But as chance would have it, pirates hijacked and scuttled the freighter. Luckily enough, Lester found a life vest before the ship sank and swam for the nearest tropical island.

Just before reaching the beach Lester passed out from sheer exhaustion. Now, his real adventure begins...

Its up to you to help Lester get back home.

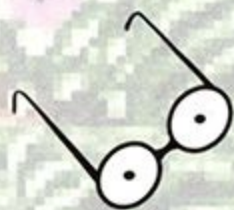


# LESTER

## THE UNLIKELY™

"Hi, it's me, Lester. Thanks for helping me out. I don't usually make it a habit of getting into situations like this, but sometimes these things happen. Oh, sure there was that incident last year in my tree house, and then that time down at the zoo in the monkey cages, but let me assure you, this is completely different."

"Anyway, what I could use right now is some help. All I remember is falling asleep on that crate down at the dock while I was reading a comic book. Next thing I know, I'm on some ship headed to who knows where! Then to top it all off, we're attacked by pirates and they sank the ship. This is not turning out to be one of my better days."



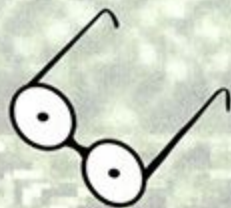
"That's why I'm glad you showed up. If you could just point me in the right direction, I'm sure I can get out of here with out much trouble. All I ask is that you don't make me face anything scary, like long drops or mean birds, or creepy plants, or natives, or the dark, or spiders, or volcanoes, or scary tikis, or heights, or pirates, or crabs, or bats, or caves, or piranhas, or girls, or my fifth grade teacher who always used to yell at me for not paying attention in class, or kids and tigers and bees on me."

"Well, you get the general idea. It's not that I won't do those things, I may not always want to. So keep that in mind and I'm sure we'll get along just fine. Oh, by the way did I mention I'm allergic to bees?"

F I L M E D I N  
**GEEK-O-VISION\***


\* Lester the Unlikely was actually animated using a process known as rotoscoping. This means a real person was filmed and then painstakingly animated and touched up one frame at a time. There are over 250 frames of Lester animations. That's about twice the number of an average game.

4




## LESTER'S PERSONALITY


No other video game has a feature quite like Lester's artificial personality. Sometimes, it seems that Lester has a mind of his own.




The first time he encounters an enemy or dangerous situation, Lester may turn and run back a short distance. Don't panic. Just take control and send him back into the face of danger. Be careful, though. Lester's fear can be a useful warning to you. On the second encounter he'll wimp-walk toward the danger. After that he'll be his normal, timid self.








You'll notice that Lester acts cowardly (by quaking or shaking his head "No") at various places in the game. Don't worry. He'll get over it.




You'll also notice that Lester begins the game slouching when he stands, windmilling his arms when he runs, and jumping like a frog. Well, with your help he won't be a geek forever. If you can play far enough into the game, Lester finally gets coordinated, confidently running and jumping his way to victory.



## GETTING STARTED

Ensure the power to your SNES unit is turned **OFF**. Insert the Game Pak into your SNES unit and turn the power **ON**. After the DTMC logo and licensing screens have cleared, the Title screen will appear. To begin the game press **START**. This will bring up the Lester introduction story. To skip a screen press the **X**, **Y**, **A** or **B** buttons. To skip the entire introduction and begin playing press **START**.

Once you have started the game you can hold the **X**, **Y**, **A**, or **B** buttons to speed up text printing. Advance to the next text window by pressing **START**. This skips the current text window sequence.



# GAME SCREEN

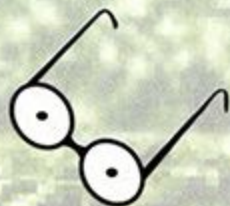


**Weapon:** Lester's current weapon is shown here.


**Health:** Lester starts out with 3 canteens of health. Each time he takes a hit of damage, he loses one health canteen. When he loses all 3 canteens, he loses one life. Beware. Some enemies or dangers will inflict 3 hits of damage, forcing Lester to lose a life. Lester may find and drink additional canteens along the way to restore his health.

**Life:** Lester starts out with 3 lives.

**Item:** Lester's current item is shown here.



# CONTROLLER



- Left or Right** Walk left or right.
- Up** Enter doorway.
- Down** Crouch or climb down from a ledge.
- Y + Left or Right** Run left or right.
- X** Pick up, place, or use an item.  
Swing sword.
- A** Use the weapon (If weaponless, kick.)  
Throw rock or boomerang.  
Sheathe or unsheathe sword.
- B** Jump in the direction of the control pad: up, left, right, or while running.
- L or R** Look up or down from Lester's position.
- Start** Start or Pause the game.



# CONTROLLING LESTER

## Kicking

When weaponless, press **A** to kick in the direction Lester faces.



## Turning

Press **Left** or **Right** to turn in that direction.


## Walking

Press **Left** or **Right** to walk in that direction.



## Running

Hold **Y** and press **Left** or **Right** to run in that direction.



## Jumping

Press **B** and **Up** to jump up. Press **B** alone to jump in the direction Lester is facing. Press **B** and **Left** or **Right** to jump a little farther in that direction.



## Running leap

Press **B** while running to make a running leap. Lester can clear bigger gaps with this move.

## Duck

Press **Down** to duck.



## Climbing up onto waist-high obstacles

Position Lester against the obstacle. Press **B** to climb up onto it.

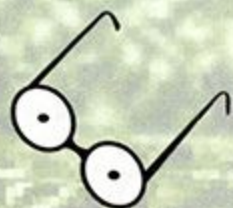


## Climbing up onto a higher platform

Position Lester underneath an overhang or ledge. Jump up to grab it. Press **Up** to climb up onto the platform.

## Climbing down to a lower platform

Walk to the edge of the platform. Lester will start teetering. Turn around to make him stop teetering. Press **Down** to climb down. (You may press **Up** to climb back up.) Press **Down** again to let go and drop down.



# ITEMS

You'll find items in Lester's world that you can pick up. You'll know that it is an item, because it appears in the ITEM window. Use items to solve the game puzzles.

## Picking up health canteens

Stand next to the canteen, facing it. Press **X** to pick it up and drink.

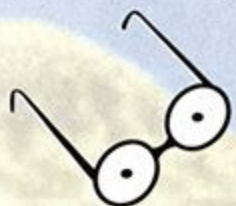


## Picking up items or weapons

Stand next to the item or weapon, facing it. Press **X** to pick it up.

## Using or placing items

Stand facing in the proper direction. Press **X** to use or place the item.







## Pushing a movable object

Walk up next to the object. Keep walking in the direction you want to push the object. Press **X** to push it.

You'll find that some of the objects in Lester's world (like the large boulders) can be moved. Unlike items, you can't pick them up, but you can push them. You'll need to use some of these movable objects to solve some of the game puzzles.

## Entering a doorway

Position Lester in front of the doorway. Press **Up** to enter the doorway.



## Grabbing a vine

Jump in the direction of the vine. Lester will grab onto the vine, if it passes within his reach.



## Swinging on a vine

While hanging onto a vine, rhythmically press **Left** and **Right** to make the vine swing farther.

**Letting go of a vine**  
Press **B** to jump off a vine.





## Climbing up and down a ladder:

Position Lester in front of a ladder. Press **Up** or **Down** to climb up or down the ladder.

## Looking up and down from Lester's current position

Press **L** to look up.  
Press **R** to look down.  
You must hold **L** or **R** for a second to make it scroll.



# WEAPONS


Lester can use these weapons: kicking, a rock, a boomerang and a sword.



## Kicking

When weaponless, press **A** to kick in the direction Lester faces.

**Throwing a rock**  
First, pick up a rock.  
Press **A** to throw it in  
the direction he's  
facing.





## Throwing a boomerang

First, find one. Press **A** to throw it in the direction he's facing. Lester must wait until the boomerang returns to him before moving again.

## Sword fighting

First, acquire a sword. Press **A** to sheathe or unsheathe Lester's sword. Press **X**, **Y**, or **B** to swing the sword. Lester can duck while his sword is drawn, but you'll need to sheathe it to jump, climb, or run.



# BOSSES

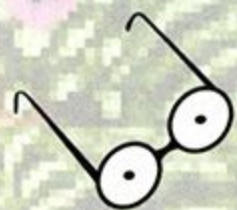


**Ghost:** One third of a ghostly trio, he's jealous of the other two. Help him out and he'll let you pass. Make a mistake and you're toast.

**Big ape:** Don't let him make a monkey out of you. After all, Tikka's rooting for you.



**Giant spider:** She doesn't like boomerangs or Lester.



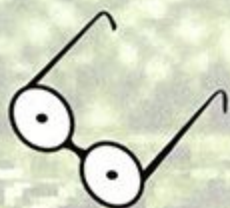
# CHARACTERS

**Villagers:** They aren't really bad guys. It's just that contact with the pirates has made them hostile to all strangers.



**Hector:** He's the island's leader. The pirates are holding him hostage while they use the island as their headquarters.

**Tikka:** She's Hector's beautiful daughter and Lester's only friend on the island.



# OBSTACLES

Lester has to overcome some obstacles along the way.

**Rock formations:** Lester must climb and jump his way over the rocks. Make the most of your hang time.



**Collapsing earth:** Lester must jump off (or over) sections of collapsing earth. Don't get a hot foot!



**Boulders:** Lester must climb over, move, or remove some of the boulders. Rock and roll!

**Huts:** Lester must run over the rooftops or search inside the huts. Look out! Where there's smoke there's fire!







**Bamboo cage:** If Lester is captured, he'll have to escape this puzzling prison.

**Trees:** Lester must climb some trees. Lester see, Lester do.

**Vines:** Lester must swing like a jungle king. It takes practice, though. Watch out for that tree!



**Pressure plates and doors:** Lester must open some doors using hidden pressure plates. Some plates open doors, some close them, and some do both. Don't let the pressure get to you.



**Spider Web:** Lester must pass through the spider's lair. "Help me!"



# ENEMIES

These are out to damage Lester's health.

**Turtles:** Don't turn your back on these 2-faced turtles.



**Crabs:** Sandy claws, all right, but nowhere near the North Pole.



**Seagull:** A giant mutant gull. Look out below!

**Tikis:** Their eyes seem to follow you everywhere.

**Ghostly hands:** Those grabbing hands grab all they can. In this case a full life!





**Bats:** They may be blind as bats, but they can see you.

**Piranhas:** They sure do grow big in these parts.

**Snakes:** Sometimes a snake is just a snake.



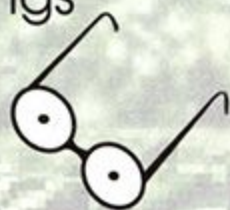
**Leopard:** Run for your life or lose it.

**Little spiders:** Eensie weensie only when compared to momma.



**Albino cave monster:** Don't worry, it's just happy to see you...not!

**Pirates:** What grungy guys: sportin' earrings and tattoos!



## HAZARDS

These hazards also damage Lester's health.

**Falling too far:** If Lester falls (or jumps) from too high, he'll lose one health canteen.

**Sharp rocks:** If Lester falls (or jumps) onto the sharp rocks, he'll lose one life.

**Poison darts:** If Lester gets hit by a poison dart, he'll lose one life.

**Subterranean fire:** If Lester falls (or jumps) into a fire pit, he'll lose one life.

**Falling stalactites:** If Lester gets hit by a falling stalactite, he'll lose one health canteen.

**Dripping acid:** If Lester gets hit by dripping acid, he'll lose one health canteen.

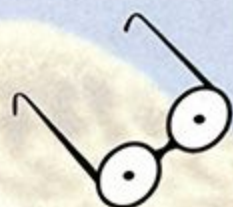
**Spears:** If Lester gets hit by a spear, he'll lose one life.

**Bonfire:** If Lester gets singed by the fire, he'll lose one life.

**Giant flower's pollen:** If Lester inhales a lungful of pollen, he'll lose one health canteen.

**Pendulum:** If Lester gets hit by the swinging weight, he'll lose one life.

**Water:** If Lester falls (or jumps) into water, he'll lose one life.



**Boulder avalanche:** If Lester gets hit by the boulder avalanche, he'll lose one life.

**Lava:** If Lester gets caught by flowing lava or lands in a lava pool, he'll lose one life.

**Descending ceiling:** If Lester gets squashed by the descending cave ceiling, he'll lose one life.

**Spikes:** If Lester gets spiked in the cave, he'll lose one life.

**Rolling barrel:** If Lester gets hit by the rolling barrel, he'll lose one health canteen.

**Dynamite:** If Lester gets too near an exploding stick of dynamite, he'll lose one life.

## CONTINUE

If you lose all 3 Lester's, you get three more chances to continue your game, restarting at the beginning of the level with fully restored health and weapons.




To continue a game: use the control pad to select "YES" or "NO", then press **START** before time runs out.



## HINTS & TIPS

- 1) Use the **L** and **R** buttons to look before you leap.
- 2) Important items could be hidden anywhere, be sure you look in every nook and cranny.
- 3) You'll need to swing between 2 vines to safely finish the Jungle level. Read about vine swinging (pg. 15), if you are having trouble.
- 4) Wait until snakes start to fall, then move out from under them.
- 5) When it comes to giant spiders, discretion is the better part of valor.
- 6) Develop your skills in running and jumping. You'll need it for the leopard.
- 7) If you think you've reached a dead end, there may be a puzzle to solve using items and movable objects found on the island.
- 8) Treat the caverns like a maze.
- 9) Some pressure plates open more than one door.



## LIMITED 90 DAY WARRANTY

DTMC Inc. warrants to the original purchaser of this DTMC product that this cartridge is free from defects in materials and workmanship for a period of ninety (90) days from the date of purchase. The DTMC product is sold "as is" without expressed or implied warranty of any kind, and DTMC is not liable for any losses or damages of any kind resulting from the use of this product. DTMC agrees for a period of ninety (90) days to either repair or replace, at its option, free of charge, the DTMC product.

Send product postage paid and dated proof of purchase to:

DTMC Inc.  
370 Convention Way, Suite 202  
Redwood City, CA 94063 U.S.A.  
(415) 367-9891

This warranty shall not be applicable and shall be void if the defect in the DTMC product has arisen through abuse, unreasonable use, mistreatment, neglect or rental use. THIS WARRANTY IS IN LIEU OF ALL OTHER WARRANTIES AND NO OTHER REPRESENTATIONS OR CLAIMS OF ANY NATURE SHALL BE BINDING ON OR OBLIGATE DTMC. ANY IMPLIED WARRANTIES APPLICABLE TO THIS SOFTWARE PRODUCT, INCLUDING WARRANTIES OF MERCHANTABILITY AND FITNESS FOR A PARTICULAR PURPOSE, ARE LIMITED TO THE NINETY (90) DAY PERIOD DESCRIBED ABOVE. IN NO EVENT WILL DTMC BE LIABLE FOR ANY SPECIAL, INCIDENTAL OR CONSEQUENTIAL DAMAGES RESULTING FROM POSSESSION, USE OR MALFUNCTION OF THIS DTMC PRODUCT. Some states do not allow limitations as to how long an implied warranty lasts and/or exclusions or limitations of incidental or consequential damages, so the above limitations and/or exclusions of liability may not apply to you. This warranty gives you specific rights, and you may also have other rights which vary from state to state.

**DTMC Inc.**

370 Convention Way, Suite 202  
Redwood City, CA 94063



PRINTED IN JAPAN