

# ***DRILLER***

## **LOADING INSTRUCTIONS**

### **AMSTRAD**

#### **CASSETTE**

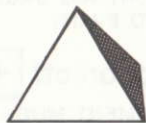
Reset the computer by pressing the CTRL, SHIFT and ESC keys at the same time. Put the cassette into the recorder, then rewind, press the CTRL and small ENTER keys together and then press the recorder's PLAY button followed by any key.

#### **DISC**


Insert the disc into the disc drive then type RUN "DISC" (ENTER)

The Driller Federation Security Input Station will ask for a pass code from the Federation Briefing. Simply type in the word at the position indicated (ignore Headings) then press ENTER.


#### **LAST INTELLIGENCE TRANSMISSION - VITAL INFORMATION:**



Shield Crystal



Energy Crystal



Switch

# ***DRILLER***

## **CONTROLS**

### **AMSTRAD**

#### **MOVEMENT MODE**



Move Forward **↑** or **O**

Move Back **↓** or **K**

Turn Left **←** or **Q**

Turn Right **→** or **W**

Fire  
(if cursor on) **COPY** or **Ø**

ALSO JOYSTICK  
CONTROL

**SPACE**

Toggles between Movement &  
Attack Mode

#### **ATTACK MODE**



Cursor Up **↑** or **O**

Cursor Down **↓** or **K**

Cursor Left **←** or **Q**

Cursor Right **→** or **W**

Fire  
Lasers **COPY** or **Ø**

ALSO JOYSTICK  
CONTROL

#### **OTHER CONTROLS**

Look Up **P**

Look Down **L**

Tilt Left **N**

Tilt Right **M**

Increase Angle **A**

Decrease Angle **Z**

Increase  
Step Size **S**

Decrease  
Step Size **X**

Rise  
Vertically **R**

Fall  
Vertically **F**

Information  
Screen **I**  
LOAD, SAVE & TERMINATE  
OPTIONS ARE AVAILABLE  
HERE

U Turn **U**

Drill **D**

TELEPORT RIG FROM  
EVATH AND DRILL  
AT THIS POSITION

Cancel Drilling **C**

TELEPORT RIG BACK  
TO EVATH

Cursor on/off **+**

MOVEMENT MODE  
ONLY