

XBOX

<http://www.replacementdocs.com>



X-MEN LEGENDS™



About Photosensitive Seizures

A very small percentage of people may experience a seizure when exposed to certain visual images, including flashing lights or patterns that may appear in video games. Even people who have no history of seizures or epilepsy may have an undiagnosed condition that can cause these "photosensitive epileptic seizures" while watching video games.

These seizures may have a variety of symptoms including: lightheadedness, altered vision, eye or face twitching, jerking or shaking of arms or legs, disorientation, confusion, or momentary loss of awareness. Seizures may also cause loss of consciousness or convulsions that can lead to injury from falling down or striking nearby objects.

Immediately stop playing and consult a doctor if you experience any of these symptoms. Parents should watch for or ask their children about the above symptoms—children and teenagers are more likely than adults to experience these seizures.

The risk of photosensitive epileptic seizures may be reduced by:

- sitting farther from the television screen,
- using a smaller television screen,
- playing in a well-lit room, and
- not playing when you are drowsy or fatigued.

If you or any of your relatives have a history of seizures or epilepsy, consult a doctor before playing.

Avoid Damage to Your Television

Do not use with certain televisions. Some televisions, especially front- or rear-projection types, can be damaged if any video games, including Xbox games, are played on them. Static images presented during the normal course of game play may "burn in" to the screen, causing a permanent shadow of the static image to appear at all times, even when video games are not being played. Similar damage may occur from static images created when placing a video game on hold or pause. Consult your television owner's manual to determine if video games can be safely played on your set. If you are unable to find this information in the owner's manual, contact your television dealer or the manufacturer to determine if video games can be played on your set.

Other Important Health and Safety Information

The Xbox Instruction Manual contains important safety and health information that you should read and understand before using this software.

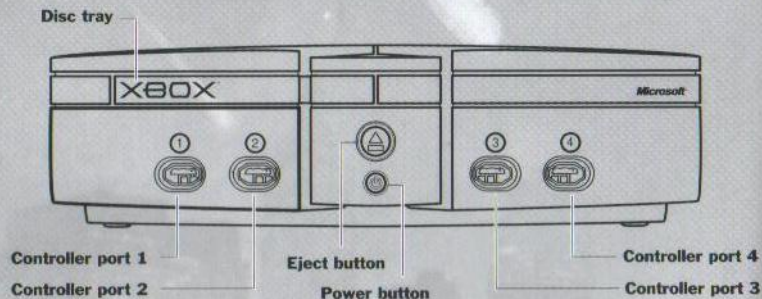
Unauthorized copying, reverse engineering, transmission, public performance, rental, pay for play, or circumvention of copy protection is strictly prohibited.

Contents

Getting Started	2
Gameplay Controls	4
Prologue	5
Main Menu	6
<i>X-Men™ Legends</i>	7
Teaming Up	7
Heads Up Display (HUD)	8
Xtraction Points	10
Attributes & Skills	10
Xtreme Powers	13
Items & Equipment	13
The Mansion	15
Multiplayer	16
Options	16
Credits	18
Customer Support	23
Software License Agreement	25

Getting Started

Using the Xbox® Video Game System

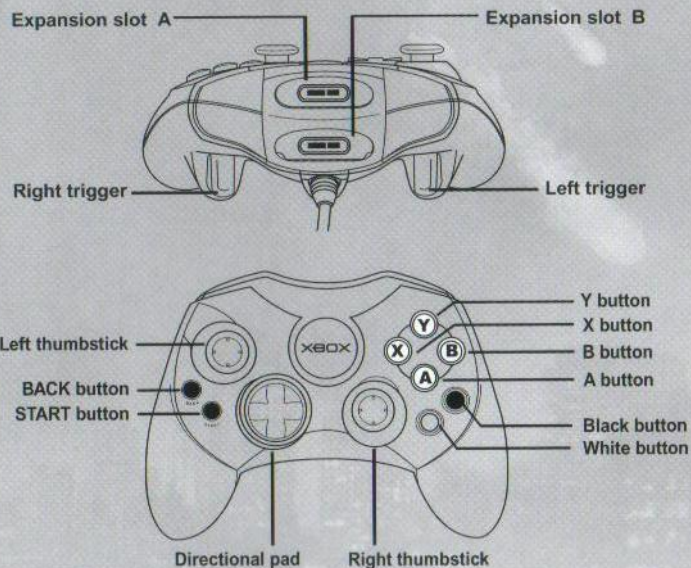


1. Set up your Xbox video game system by following the instructions in the Xbox Instruction Manual.
2. Press the Power button and the status indicator light will light up.
3. Press the Eject button and the disc tray will open.
4. Place the *X-Men™ Legends* disc on the disc tray with the label facing up and close the disc tray.
5. Follow on-screen instructions and refer to this manual for more information about playing *X-Men Legends*.

Avoiding Damage to Discs or the Disc Drive

To avoid damage to discs or the disc drive:

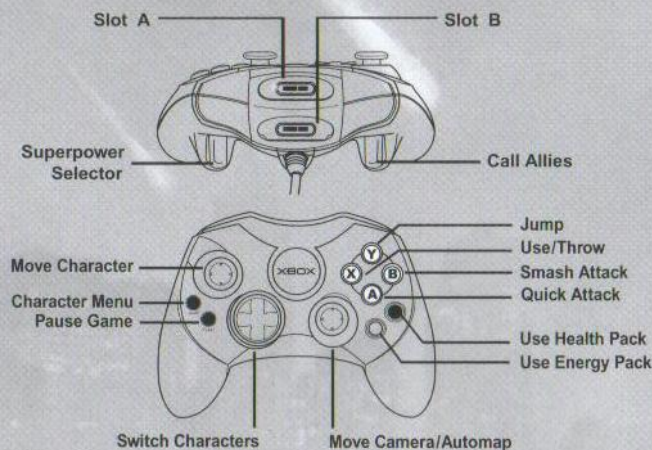
- Insert only Xbox-compatible discs into the disc drive.
- Never use oddly shaped discs, such as star-shaped or heart-shaped discs.
- Do not leave a disc in the Xbox console for extended periods when not in use.
- Do not move the Xbox console while the power is on and a disc is inserted.
- Do not apply labels, stickers or other foreign objects to discs.



Using the Xbox Controller

1. Connect the Xbox Controller into any controller port on the front of the Xbox console. For multiple players, connect additional controllers to available controller ports.
2. Insert any expansion devices (for example, Xbox Memory Units) into controller expansion slots as appropriate.
3. Follow on-screen instructions and refer to this manual for more information about using the Xbox Controller to play *X-Men Legends*.

Gameplay Controls



Button Action

Button	Press/Move	Holding right trigger
A button	Punch	Mutant Power 1
B button	Smash, Knockback ¹	Mutant Power 2
X button	Use/Pickup/Throw ²	Mutant Power 3
Y button	Jump, Special ³	Xtreme Power
Right trigger	Superpower Selector	
Left trigger	Call Allies	
D-Pad: up, down, left, right	Change Hero	
Black button	Use Health Pack	
White button	Use Energy Pack	
Left thumbstick	Move Character	
Right thumbstick	Camera Control ⁴	
Start	Pause	
Back	Team Information	

¹ Requires double-tap

² Use in combination with any left thumbstick direction to throw enemies.

³ Double-tap activates Ice Tracks, Magma Tracks, Double-Jump, Colossus Charge and Flight.

⁴ Up and down changes the zoom setting; click to toggle the map setting.

Combat Basics

Triple Hit	A A A button
Knockback	B B button
Pop-up	A A B buttons
Trip	A B A buttons
Stun	B A B B buttons

Prologue

The first flakes of winter fluttered down on a biting breeze. Betsy Braddock™ stepped out onto her balcony and stared up at the charcoal New York City skyline in wonderment. Where had all the stars gone? There was no moonlight glow casting long shadows along the rooftops this night. There were, however, enough falling stars to answer the wishes of every child in midtown Manhattan. She had been awakened by a terrible nightmare that the city had gone mad. Screams of terror lingered and seemed to echo in her head. *No!* Those weren't *echoes* in her head at all...those screams were *real!* Fires burned, down on 34th Street. Somewhere nearby, a car screeched and slammed into the side of a building. A female voice cried out in the darkness, mingling with cries of glee and screams of anguish...

...And in the next moment, like the last rays of moonlight, Betsy, the woman now known as Psylocke™, was gone, lost among the embers and city lights below. This was not how anyone thought it would be. Least of all, the X-Men. Just then, Betsy's apartment shook as a large shadow the length of five cars passed two stories beneath, through the darkness of night. What was already a dark sky was darkened further by dozens of mechanized beasts flying above, the mutant hunting Sentinel swarm, circling about like vultures waiting to feast in the streets below.

... Several blocks away, a car exploded, rocking the street and sending bodies flailing to the ground like dominoes. The joints of a 50-foot steel behemoth creaked as it rose above the city lights and awnings in the middle of the six-lane street. A small girl hunched over a doll crouched behind a car, screaming for her mother. "Mutant DNA identified...prime objective, terminate," a pair of inhuman eyes the size of street lamps glared from above and glowed with white hot fury. Just then, a large gloved hand grabbed the child like a doll and lifted her onto the massive shoulders of a mighty, metallic-skinned mutant. Out of the shadows of the X-Jet, a ruby-quartz visor burned fiery hot, and almost instantly six razor-sharp adamantium claws extended, reflecting the monster's yellowish gaze.

"Not tonight, bub..."

Main Menu

Welcome to the Xavier Institute™. From the Cerebro™ Room, you can access the Danger Room™, modify your options, view unlocked cinematics or begin a fresh game with a new stable of mutants. The choice is yours!

Begin Story—Start a new game.

Load Game—Continue an existing saved game from your last save point.

Danger Room—Access a variety of multiplayer modes and training missions.

Options—Set your sound, camera and controller vibration options. You can also view the controller layout.

Review—View unlocked cinematics, comics and artwork.

Credits—View the game credits.



X-Men™ Legends

The X-Men are brought to life in a high-action role-playing game that takes you and your favorite heroes through their most dangerous adventure yet.

Get ready to take control of a team of X-Men, travel to exotic locations and embark on daring missions in a quest to save the world from a new face of evil. *X-Men Legends* allows you to live the adventure as an entire team of heroes. Choose the most suitable heroes for the mission, customize your heroes and launch them into a story of epic scope. It's up to you to decide the fate of the world!



"Jean, I want a bubble around everyone on the team! Storm, take out the Acolytes!"
—Cyclops™

Teaming Up

X-Men Legends is all about building your very own team of Super Heroes™. The first mission puts you in control of Wolverine™—simply put, the best at what he does. As you unlock more heroes, you'll be able to choose a team to take on each mission. You'll also be able to change your team composition at Xtraction Points, but these blue X icons don't appear around every corner, so pick your team wisely.



Once in the game, your allies will follow you; use their powers and pick out targets to attack. If at any time you want to bring your allies to your side, simply press the **Call Allies** button. During combat, press the **Call Allies** button to command your allies to attack your currently targeted enemy with their selected power.

Unique Power Combos

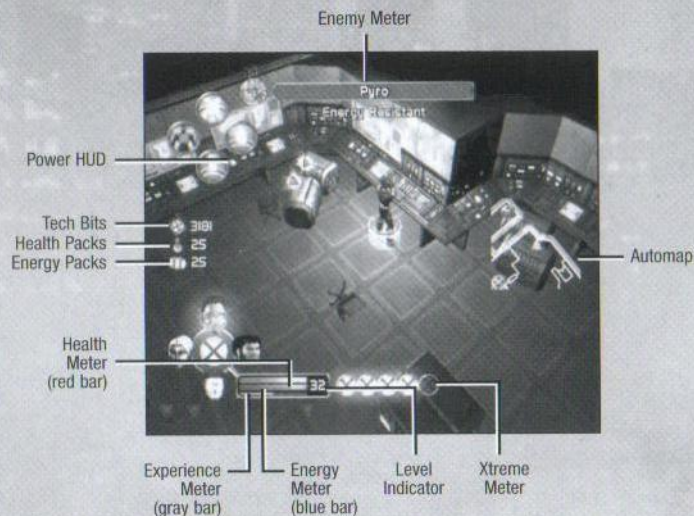
There are many unique power combinations, which earn extra damage as well as bonus experience. Practice various combinations using the **Call Allies** button to call for specific ally attacks!

For example:

Icy Beam Optic Beam + Freeze Blast

Electric Scream Lightning + Psychic Shout

Heads Up Display (HUD)



The HUD is optimized to allow control over your entire party. The faces that appear in the HUD are configured in 4 positions, each represented by a direction on the directional pad. Pressing any direction on the directional pad instantly gives you control of the corresponding X-Men character.

Health Meter—Shows the health of the currently selected X-Men character.

Energy Meter—Shows the energy of the currently selected X-Men character.

Experience Meter—Shows how close your X-Men character is to the next level of experience.

Xtreme Meter—Fill up the 4 segments within the HUD to light up the Xtreme Meter. This indicates that the Xtreme Power is enabled (see page 13).

Enemy Meter—Displays the health of your currently selected target.

Automap—Your automap is an invaluable tool that helps you find unexplored areas and objectives.

Tech Bits—Useful for purchasing items and more, these can be an important collectable.

Health packs—Shows your current number of Health Packs. health packs, like all items, are stored in a team inventory pool, usable by your entire team.

Energy Packs—Shows your current number of Energy Packs.

Power HUD—Displays currently available powers for the active X-Men character when the Superpower Selector is held.

Level Indicator—Displays the level of your currently selected hero.

Xtraction Points

Xtraction points are save points which appear throughout the game. Activate an xtraction point by pressing the **X** button to change your team, save a game, load a game or visit the Danger Room.™

Besides changing your team, you're also able to revive fallen team members using tech bits and purchase items from Forge and Healer.

Note: During Flashback missions in the Danger Room, you'll be unable to revive your fallen teammates.



Attributes & Skills

Leveling up is part of any RPG experience. When you've accrued enough experience, your character gains a new level. You'll know that a character has leveled up when you see a double-helix pattern around the selection icon at the character's feet. Don't hesitate to enter the menu and level up. This allows you to add points to your character's attributes and skill points you've earned, Cerebro™ will be happy to place those points in the optimal slots for you when you press the **Y** button to auto-upgrade.



"I feel like bangin' some heads..."
—Wolverine

Attributes

Attributes are basic traits shared by all mutants. They are Strike, Agility, Body and Focus.

Strike—Increase your attack level.

Agility—Increase your defense level.

Body—Increase your maximum health.

Focus—Increase your maximum energy and energy regeneration rate.



AI Level (3 types)—Determines actions of teammates who are not controlled by a human player.

- **Aggressive**—Always attacks your target immediately.
- **Normal**—Attacks when the opportunity arises.
- **Defensive**—Stays away from enemies, attacking only when attacked.

AI Heal (4 types)—Allows AI to automatically heal teammates using remaining health packs when health is below a certain level (as long as there are more than 2 remaining).

Note: This setting affects all AI-controlled X-Men.

- **Never**—AI will not use any health packs no matter the remaining health.
- **Less Than 20%**—AI will use a health pack when a teammate is below 20% of maximum health.
- **Less Than 40%**—AI will use a health pack when a teammate is below 40% of maximum health.
- **Less Than 80%**—AI will use a health pack when a teammate is below 80% of maximum health.

AI Power—Determines the mutant power used by teammates on a targeted enemy when the Ally button is pressed (Xtreme Power not selectable).

Skills

Skills are unique to each X-Men character, and measure your ability to use your mutant craft in various ways. Some of your skills are active, which means you must perform a special action to use your power. Other



skills are passive, meaning that your powers go into effect automatically, and are evidenced during normal gameplay. Every character has multiple upgrades to their powers, which take on new properties as you assign points to them. To see what powers you can unlock, view the skill tree in the Skills menu. Many powers have multiple tiers. You can advance to the next tier by filling in all the skill point slots in the current tier.

Upgrading mutant powers—Assigning points in an existing skill increases the potency of that skill. Cost: 1 skill point.

Acquiring new mutant powers—Unlocking a new power or upgrading to the next tier of a power is indicated by a gold square on the Skill Tree. Cost: 2 skill points.

Bufs, or skills that bolster your attributes either offensively or defensively, appear on the affected character in the game.



Bufs that increase your striking power generally appear on your character's hands.

Bufs that increase your defensive ability generally appear on your character's feet.

Xtreme Powers

Every hero has the potential to unlock the ultimate version of his or her basic power. This power doesn't use mutant energy, but instead uses Xtreme tokens. Once you've unlocked this skill and collected 4 tokens, you have enabled your Xtreme power. The Xtreme power is always activated by holding the **right trigger** and pressing the **Y** button.



Items & Equipment

Equipment is worn by each X-Men character to enhance his or her abilities and is always in effect as long as it's equipped. There are 3 types of equipment you can use.



Armor deflects damage and gives resistances.



Belts increase one or more of your 4 basic attributes, and enhance each character just as upgrading the attribute would. Enhanced attributes are shown in blue on the Attributes screen.



Backpacks add damage to your melee and mutant attacks.



Health packs replenish the health of your currently selected hero. The maximum number of health packs you can carry at level 1 is 10.



"You boys and your little toys. One of these days, I'm going to walk into a room and catch you and Cyclops trading action figures."

—Jean Grey™



Energy packs replenish the energy of your currently selected hero. The maximum number of energy packs you can carry at level 1 is 10.

Forge's Workshop

Forge™ can make anything. That's right, anything... for a price. When there's a piece of equipment you need, he gets the job done. All he desires in return are mechanical parts, known as tech bits, he uses to make more trinkets. Forge will trade unique or rare items to you as well as more mundane armor and enhancers. However, the more valuable the item, the more it'll cost you.

Collect tech bits throughout the game to purchase items from Forge and Healer.



"This is my workshop, gentlemen... look, but don't touch."
—Forge

Healer's™ Den

The Morlocks™ are a nomadic people who have built a society in the innards of the New York sewers. Most don't take kindly to strangers who wander into their domain. The Healer, however (the wisest and oldest of the Morlocks), provides aid where he can to those who pass through. He has potions that will salve your wounds and revitalize your mutant power. All he asks for in return are trinkets, called tech bits, from the surface that can be used to build infrastructure and improve the quality of life for the Morlocks.



"I'm not the leader of the Morlocks. Just their spiritual guide."
—Healer

The Mansion

Routinely throughout your quest, you'll be able to return to the mansion for some much-needed R & R. Here, you can talk to your fellow X-Men, gain information on past missions, view your cinematics in the TV room or visit the Danger Room to train for your next mission.



Danger Room

Training—Complete a number of pre-set challenges for an experience reward.

Sparring—Compete against the CPU in a race against the clock.



Sparring Scores—View your high scores for sparring challenges.

Skirmish—Compete against other players in various combat games.

Brawl—Engage in combat with other players for a predetermined amount of time. Lives: unlimited.

King of the Hill—Compete with other players to remain King for a predetermined amount of time. Lives: unlimited.

Last Man Standing—Engage in combat with other players until all but one is defeated. Lives: 4.

Last Man Ladder—Engage in combat with other players. Defeated players respawn at a higher level. Lives: 4.

Multiplayer


So, you want to play with a friend? At any time during your single-player adventure, plug in an extra game controller and posse up! Up to 4 players can join in on the action at once. But be careful...the enemies will be a bit tougher as well.

Co-op Mode—When the Start button is pressed on the 2P, 3P or 4P controller, the HUD will divide into 4 parts, one for each X-Men character available on the team. You can still switch to a free X-Men character on your team at any time by pressing the correct direction on the D-pad. When playing 4 players, you're unable to swap characters.

During 1, 2 or 3 character missions and zones, unused controllers are on standby until more characters are available.

To disable controller, select **Players** from the Pause menu, highlight the desired player and press the **A** button.

Note: Co-op play is only available when you have multiple X-Men in your party.



Options

Pause Menu

Objectives—Displays a list of objectives to be completed.

Characters—View/customize character stats, mutant powers and power-up items.

Map (3 types)—Display the type of map to be used during gameplay.

Hidden—Remove the map from the screen.

Small—Display a small mini map on the right side of the screen.

Large—Display a large map in the center of the screen.

Load Game—Load a previously saved game.

Players (Multiplayer only)—Activate/deactivate other controllers for use during multiplayer games.

Options

Sound—Adjust the volume of sound effects and cinematics.

Music—Adjust the volume of background music and ambient sound.

Melody—Turn background music on/off.

Vibration—Turn vibration feature on/off.

View Angle—Change overhead camera angle between Steep, Normal and Close.

View Cycle—Turn on/off the ability to change camera angle.


View Follow—Turn on/off the camera follow option.

Controls—Display controller layout.

Accept—Accept and save changes made.

Quit Game

Quit current game.



Credits

RAVEN SOFTWARE

Development Co-Project Leads

Rob Gee
Pat Lipo

Art Lead

Brian Pelletier

Design Lead

Tom Odell

Cinematics/Animation Lead

Dan Hay

Programming Lead

Dan Edwards

Technology Lead

Gil Gribb

Sound and Music Lead

Kevin Schilder

ART

Assistant Lead

Jeff Butler

Artists

Glen Angus
Jeff Butler
Cory Carani
Jason Chappell
Mitch Cotie
Gina Garren
Rick Grossenbacher
Jeffrey Moy
Matt Opprecht
Derek Smith

Art Asset Manager

Will Edwards

Additional Art

Nick Choles
Jeff Easley
Mark A. Nelson
Jason Smith

ANIMATION

Bobby Duncanson
Rick Lico
Tony Gialdini
Kris Peterson

Additional Animation

Jarrold Showers

LEVEL DESIGN

Assistant Lead

Matt Pinkston

Level Designers

Jeremy Blumel
Brian Hagan
Mike Majernik
Justin Negrete
Clem Samson-Samuel
Mike "OZ" Schulerberg
Stu Wiegert

Additional Level Design

Patrick Williams
Pete Hushvatov

PROGRAMMING

Game Programming

Ryan Danz
Jeff Dischler
Keith Fuller
James Justin
Simon Parkinson
Dan Vondrak

Story/Dialogue Lead

Bob Love

Technology Programming

Ste Cork
Kathleen Marty
Allison McCarthy
Jeff Newquist
Chris Reed
Adam Sherburne
Marcus Whitlock

Additional Programming

Michael Constant
Brad Muir
Jim O'Keane
Rich Whitehouse

SOUND AND MUSIC

Cinematic sound design and music composition

Zack Quarles

Additional Sound

Ellen Lurie

STUDIO ADMINISTRATION

Studio Head

Brian Raffel

Director of Product Development

Mike Crowns

SUPPORT

Project Administrator

Kenn Hoekstra

Office Manager

Kate Steinmetz

Plot and Story

Man of Action and
Raven Software

Special Thanks to:

Greg Allen
Djordje Cakovan
David Finch
Ben Geisler
Fred Hooper
Joe Koberstein
Kim Lathrop
Mike Pleva

The Raven Software X-Men Legends team would like to thank and acknowledge:

Stan "The Man" Lee, Brian Singer, Michael Kamen, The brothers Raffel, The Jedi Farm Boys, The Q4 Lads, Our Production crew at Activision, Mo-Cap thespians Lauren Montgomery and Rachel Mears, Strong Bad and friends, Westfield Comics, Old Chicago, Qdoba, Cub Foods, Coffee, Guinness, Point Cinema, Super Packed Action Round, Pizza Day, Lake Raven, Jiggery-pokery, 34%, The Pumpkin Troll, and Hiatt!

Introducing all the new Raven babies born during XML's development:

Olivea Angus, Jack Choles, Fiona Cork, Marin Danz, Brynn Fuller, Xyzik Justin, Caid Lico, Emily Newquist, Brennen and Kiersten Pelletier, Loren Pinkston, Leo Samson-Samuel

...and a very special thanks to our spouses, family and friends who have given us their love, patience and support along the way.

Voice-Over Recorded at

Salami Studios

Casting and Voice-Over Direction

Kris Zimmerman

VOICE TALENTS

Professor Charles Xavier

Patrick Stewart

Moira, Female Prisoner #3

Michelle Arthur

Morlock Healer

Ed Asner

Multiple Man, Nightcrawler, Mutant Prisoner, Morlock Guard, Cyborg Sentinel

Dee Bradley Baker

Jean Grey

Leigh Allen Baker

NYC Acolyte #1, Shadow Demon #1

Eric Blessman

Wolverine

Steven Blum

Colossus, Doctor

Earl Boen

Sentinel Scientist

Rodger Bumpass

Storm

Cheryl Carter

Soldier #4, NYC GRSD

Blaine Christine

Debra Owens, Computer Voice #1

Kat Cressida

Mystique, Child Bishop

Grey Delisle

Juggernaut, General Kincaid

John DiMaggio

Cyclops, Pyro

Robin Atkin Downes

Beast, Nuclear Tech #1, Acolyte #1

Richard Doyle

Technician, Male Prisoner #2

Greg Ellis

NYC Acolyte #2, Apocalypse

Dan Hay

Ilyana

Jeannie Elias

Computer Voice #2

Nikka Futterman

Soldier #1

Jay Gordon

Soldier #3, Misc.

Michael Gough

Shadow King

Dorian Harewood

Emma Frost

Bobby Holliday

Magneto

Tony Jay

Chuck Simms and Additional Voices

Tom Kane

Blob, Mutant Prisoner, Acolyte #3

Mark Klastorin

Marrow

Nancy Linari

Avalanche, Sabretooth

Peter Lurie

Jubilee

Danica McKellar

Gambit, Sentinel #1

Scott MacDonald

Psylocke, Female Prisoner #4, Screaming Woman

Masasa

Rogue

Erin Matthews

Soldier #2, Mutant #3, Brotherhood Mutant #2

Matt Morton

Havok, Brotherhood Mutant #3

Matt Nolan

Forge

Lou Diamond Phillips

**Danger Room Computer,
Shadow Demon #2,
Male Morlock**
Zack Quarles

Iceman, HAARP Technician
Darren Scott

Toad, Male Prisoner #5
Armin Shimerman

Alison
Cree Summer

**Morlock Thief,
Future Sentinel**
Andre Sogliuzzo

Acolyte #2, Man #2
Rick Worthy

Female Civilian
Kris Zimmerman

**PUBLISHED BY
ACTIVISION
PUBLISHING, INC.**

**President,
World Wide Studios**
Kathy Vrabeck

Executive Producer
Chris Archer

Producer
Blaine Christine

Associate Producer
Alex Garcia

Production Coordinators
Omari Valentine
Nick Falzon

Production Intern
Derek Racca

Production Special Thanks

Graham Fuchs, Ricardo Romero, Jason McAuliffe, Erwin Barcega, Brian Pass, Ryan Rucinski, Steve Rosenthal, Eric Grossman, Christian Astillero, Michael Chiang, John Heinecke, Victoria Cushy, Lisa Fields, Chris Hewish, Joe Shackelford, Jeff Chen, TQ Jefferson, Neven "Demo Guy" Dravinski, Murali Tegulapalle, Mark Lamia, David Stohl, Peter "Floyd" Muravez, Thaine Lyman, Marc Turndorf, Juan Valdes, John Sweeney, Adam Goldberg, Brent "Chuck" Boylen, Gene Bahng, Fritzie Leao, Stacy Sooter, David Brickhill, Sensaura/Creative Labs, Forward Never Straight, Kami Garcia, Derek Racca, Jessica H. Christine, Eva Gauthier, Haley Falzon, Laurie Maguire, Rachel Boyd, Jon Lenaway, Neil Wood

MARKETING AND PR

Global Brand Manager
Julian Hollingshead

Associate Brand Manager
Brad Hisey

**Director, Global
Brand Management**
Robert Kostich

**Vice President,
Global Brand Management**
Will Kassy

**Vice President,
Corporate
Communications**
Maryanne Lataif

**Director, Corporate
Communications**
Michelle Nino Schroder

**Manager, Corporate
Communications**
Mike Mantarro

**Publicist,
Corporate
Communications**
MacLean Marshall

**Vice President of
Technology**
Steve Pearce

Art Director
David Dalzell

Production Testers
Jose Ornelas
Marc Williams
Phillip Thomas
Robert Munguia

Creative & TRC Producers
Brian Clarke
Juan Valdes

**Vice President,
North American Studios**
Dave Stohl

Original Concept & Design
Chris Archer
Jay Halderman

**Demo Movie
Motion Graphics**
Ben DeGuzman

BUSINESS AFFAIRS

SVP & General Counsel
George Rose

**Director, Business
& Legal Affairs**
Gregory Deutsch

Senior Counsel
Phil Terzian

Senior Paralegal
Mike Larson

Paralegal
Erika Denton

**Legal
Administrative Assistant**
Danielle Kim

CREATIVE SERVICES

**V.P., Creative Services
& Operations**
Denise Walsh

Director of Creative Services
Matthew Stainer

Creative Services Manager
Jill Barry

Creative Services Asst. Manager
Shelby Yates

Packing and Manual Design
Ignited Minds LLC

**QUALITY ASSURANCE/
CUSTOMER SUPPORT**

Project Lead
Alex Coleman

Night Shift Lead
Kop Tavormmas

Third Shift Lead
Baro Jung

Senior QA Project Lead
John Rosser

Quality Assurance Manager
Joe Favazza

Manager, QA Night Shift
Adam Hartsfield

Manager, QA Third Shift
Jason Levine

Floor Leads
Derek Faraci
George Ngo
Mike Ryan
Fritz Striker
Christopher Shanley

Database Manager
Cory Rice

Test Team

Aaron Roseman
Alex Hirsch
Andrew Linstrom
Andrew Newberg
Anthony Brownlee
Atom Whitman
Cesar Velasco
Chad McDonald
Christopher Lee
Clifton Crofts
Clifton Webster
Daniel Perschonok
Daniel Schueller
Dave Oberlin
David Dimov
David Gielan
Donovan Eberling
Duane Than
Ed Highfield
Elias Jimenez
Eric Haizer
Gary Fung
Gianluca Gallo
Gus Amador
Hideki Omega
Isiac Pfeiffer
James Davis
James Justin
Jason Delgado
Jason Naglic
Jason Quesnoy
Jeff Burda
Jennifer Ceja
Jesse Dyer
Joe Hernandez
Joel Marcial
Jonathon Bishop
Jonathon Gonzalez
Jose Perdomo
Justin Aucoin
Kai Powell
Keith Leung
Kelly Huffine
Kevin Dandridge
Martin Rios
Matt Fazzino

CS/QA Special Thanks

Jim Summers, Jason Wong, Tim Vanlaw, Nadine Theuzillot, Ed Clune, Matt McClure, Jason Potter, Glenn Vistante, Anthony Korotko, Jeffry Moxley, Henry Villanueva, Indra Yee, Marco Scataglino, Todd Komesu, Joule Middleton, Michael Beck, Willie Bolton, Chad Siedhoff, Jennifer Vitelli, Jeremy Shortell, Nick Favazza, Sarah Pepin, Mike Rixford, Tyler Rivers

Matt Group
Michael Clarke
Michael Ingle
Mike Attardi
Mike Walker
Nathaniel Chapman
Neil Tandon
Noah Edelman
Pamela McPherson
Paul Kwon
Peter McKernan
Rami Burpee
Randy Sison
Rashad Lewis
Reshan Sabaratnam
Robert Warren
Sal Rangel
Sean M. Peotter
Stefano Terry
William Whaley
Winthrop Thomas
Zachary Shaffer

**Manager, Technical
Requirements Group**
Mariena Rixford

**Senior Lead, Technical
Requirements Group**
Si3n Rodriguez y Gibson

**Lead, Technical
Requirements Group**
Aaron Camacho

**Testers, Technical
Requirements Group**
Robert Lara
Marc Villanueva
Kyle Carey
Ron Avila
Kris Kauthen

Manager, Customer Support
Bob McPherson

Customer Support Leads
Gary Bolduc-Phone Support
Michael Hill-E-mail Support

MARVEL ENTERPRISES, INC.

**Executive Producer/
Director Of Video Game
Development**
Ames Kirshen

**President Of Worldwide
Consumer Products**
Tim Rothwell

**Executive Vice President
Consumer Products,
Promotions and
Media Sales**
Russell Brown

President Of Publishing
Gui Karyo

Legal Affairs
Seth Lehman, Joshua M.
Silverman, Carl Suecoff

Special Thanks
Avi Arad, Ari Arad, Joe
Quesada, Dan Buckley, John
Stires,
Mike Marts, Tom Marvelli

MK PRODUCTIONS, INC.

**Intro Cinematic
CEO/Executive Producer**
Melissa Kangeter

Animation Director
Gustavo Manriquez

Art director
Brittnell Anderson

Cinematic Director
Marco Bertoldo

Animators
Hagop Kaneboughazian
Tony Preciado
Manny Marquez

Modeller/Animator
Jordan Abeles

TD
Eric Ronay
Sange Chimperson

Composer
Ari Rubenstein

FX Artists
Andy Murdock
Damian Gordan
Ben Hawkins
Rob Fiduccia
Mat Stille

CREAT STUDIO, LLC Cinematic Work

Executive Producers
Anton Petrov
Daniel Prouslie

Project leader
Avenir Sniatkov

Director
Vladimir Alexandrov

**Modelling &
Texture Mapping**
Dmitry Astakhov
Blagoy Borisov
Andrej Gromov
Maxim Klochkov
Andrey Povarov
Yury Tchernych
Alla Zubakova
Sergey Zubakov

Lighting
Blagoy Borisov
Olga Tcheremissova
Yury Tchernych

Animation
Yury Ilin
Irina Nikiforova
Artur Kaifovich
Ilya Popenker
Alexey Popov
Anton Rudin
Olga Trifanenkova
Vladimir Uriashov

Special Effects
Anton Oparin
Avenir Sniatkov
Olga Tcheremissova

Composing
Sergey Belik

**Programming and
Technical Support**
Stanislav Volodarskiy

CRI MIDDLEWARE CO., LTD

**Video Compression
& Playback**

VICARIOUS VISIONS ALCHEMY Game Engine

XLOC
Stephanie O'Malley Demming
Mason Demming

APM MUSIC LLC

Ron Cairns

WOMB MUSIC Game Music Composition

Rik Schaffer

DOLBY

For Dolby® Pro Logic® II
Decoding:

This game is presented in
Dolby Digital. Connect your
Xbox to a sound system with
Dolby Digital Technology using
a digital optical cable with an
Xbox Advanced A/V Pack or
Xbox High Definition A/V Pack.
Select Dolby Digital in the
Dashboard menu of the Xbox to
experience the excitement of
surround sound.

Customer Support

*NOTE: Please do not contact Customer Support for hints/codes/cheats;
only technical issues.*

Internet/E-mail: <http://www.activision.com/support>

Our support section of the web has the most up-to-date information available. We update the support pages daily, so please check here first for solutions. If you cannot find an answer to your issue, you can e-mail us using the support form. A response may take anywhere from 24-72 hours depending on the volume of messages we receive and the nature of your problem.

NOTE: Internet/e-mail support is handled in English only.

NOTE: The multiplayer components of Activision games are handled only through Internet/e-mail.

Phone: (310) 255-2050

You can call our 24-hour voice-mail system for answers to our most frequently asked questions at the above number. Contact a Customer Support representative at the same number between the hours of 9:00 am and 5:00 pm (Pacific Time), Monday through Friday, except holidays.

Please do not send any game returns directly to Activision without first contacting Customer Support. It is our policy that game returns/refunds must be dealt with by the retailer or online site where you purchased the product. Please see the Limited Warranty contained within our Software License Agreement for warranty replacements.

**Register your product online at
www.activision.com
so we can enter you in our monthly
drawing for a fabulous Activision prize.**

UNLEASH THE POWER OF YOUR X-MEN™ TEAM...

TAKE YOUR GAME FURTHER **BRADYGAMES**



with the Official Strategy Guide from BradyGames!

- Character Bios, Including Stats, Strengths and Weaknesses of Each.
- Puzzle Solutions and Team-Building Tips for Each Mission.
- Incredible Combos, Including Which X-Men™ to Combine to Earn the Best Powers.
- Multiplayer Tips and Game Secrets.
- Plus a Gripping Art Gallery, Featuring Concept Art and More.

To purchase BradyGames' X-MEN™ Legends Official Strategy Guide, visit your local electronics, book, or software retailer. Also available online at bradygames.com.



ISBN: 0-7440-0436-5
 UPC: 7-52073-00436-1
 PRICE: \$14.99 US / \$21.99 CAN / £9.99 Net UK

MARVEL, X-MEN and all Marvel characters and the distinctive likenesses thereof are trademarks of Marvel Characters, Inc., and are used with permission. Copyright ©2004. All rights reserved. www.marvel.com. Game code ©2004 Activision, Inc. Published by Activision Publishing, Inc. Activision is a registered trademark of Activision, Inc. All rights reserved. The ratings icon is a registered trademark of the Entertainment Software Association. All other trademarks and trade names are the properties of their respective owners.

SOFTWARE LICENSE AGREEMENT

USE OF THIS PROGRAM IS SUBJECT TO THE SOFTWARE LICENSE TERMS SET FORTH BELOW. "PROGRAM" INCLUDES THE SOFTWARE INCLUDED WITH THIS AGREEMENT, THE ASSOCIATED MEDIA, ANY PRINTED MATERIALS, AND ANY ON-LINE OR ELECTRONIC DOCUMENTATION, AND ANY AND ALL COPIES AND DERIVATIVE WORKS OF SUCH SOFTWARE AND MATERIALS. BY OPENING THIS PACKAGE, AND/OR USING THE PROGRAM, YOU ACCEPT THE TERMS OF THIS LICENSE WITH ACTIVISION, INC. ("ACTIVISION").

LIMITED USE LICENSE. Activision grants you the non-exclusive, non-transferable, limited right and license to use one copy of this Program solely and exclusively for your personal use. All rights not specifically granted under this Agreement are reserved by Activision. This Program is licensed, not sold. Your license confers no title or ownership in this Program and should not be construed as a sale of any rights in this Program.

OWNERSHIP. All title, ownership rights and intellectual property rights in and to this Program and any and all copies thereof (including but not limited to any titles, computer code, themes, objects, characters, character names, stories, dialog, catch phrases, locations, concepts, artwork, animation, sounds, musical compositions, audio-visual effects, methods of operation, moral rights, and any related documentation, incorporated into this Program) are owned by Activision or its licensors. This Program is protected by the copyright laws of the United States, international copyright treaties and conventions and other laws. This Program contains certain licensed materials and Activision's licensors may protect their rights in the event of any violation of this Agreement.

YOU SHALL NOT:

- Exploit this Program or any of its parts commercially, including but not limited to use at a cyber cafe, computer gaming center or any other location-based site. Activision may offer a separate Site License Agreement to permit you to make this Program available for commercial use; see the contact information below.
- Sell, rent, lease, license, distribute or otherwise transfer this Program, or any copies of this Program, without the express prior written consent of Activision.
- Reverse engineer, derive source code, modify, decompile, disassemble, or create derivative works of this Program, in whole or in part.
- Remove, disable or circumvent any proprietary notices or labels contained on or within the Program.
- Export or re-export this Program or any copy or adaptation in violation of any applicable laws or regulations.

LIMITED WARRANTY. Activision warrants to the original consumer purchaser of this Program that the recording medium on which the Program is recorded will be free from defects in material and workmanship for 90 days from the date of purchase. If the recording medium is found defective within 90 days of original purchase, Activision agrees to replace, free of charge, any product discovered to be defective within such period upon its receipt of the Product, postage paid, with proof of the date of purchase, as long as the Program is still being manufactured by Activision. In the event that the Program is no longer available, Activision retains the right to substitute a similar program of equal or greater value. This warranty is limited to the recording medium containing the Program as originally provided by Activision and is not applicable to normal wear and tear. This warranty shall not be applicable and shall be void if the defect has arisen through abuse, mistreatment, or neglect. Any implied warranties prescribed by statute are expressly limited to the 90-day period described above.

EXCEPT AS SET FORTH ABOVE, THIS WARRANTY IS IN LIEU OF ALL OTHER WARRANTIES, WHETHER ORAL OR WRITTEN, EXPRESS OR IMPLIED, INCLUDING ANY WARRANTY OF MERCHANTABILITY, FITNESS FOR A PARTICULAR PURPOSE OR NON-INFRINGEMENT, AND NO OTHER REPRESENTATIONS OR CLAIMS OF ANY KIND SHALL BE BINDING ON OR OBLIGATE ACTIVISION.

When returning the Program for warranty replacement please send the original product disks only in protective packaging and include: (1) a photocopy of your dated sales receipt; (2) your name and return address typed or clearly printed; (3) a brief note describing the defect, the problem(s) you are encountering and the system on which you are running the Program; (4) if you are returning the Program after the 90-day warranty period, but within one year after the date of purchase, please include check or money order for \$20 U.S. currency per game disc replacement. Note: Certified mail recommended.

In the U.S. send to: Warranty Replacements, Activision, Inc., P.O. Box 67713, Los Angeles, California 90067.

LIMITATION ON DAMAGES. IN NO EVENT WILL ACTIVISION BE LIABLE FOR SPECIAL, INCIDENTAL OR CONSEQUENTIAL DAMAGES RESULTING FROM POSSESSION, USE OR MALFUNCTION OF THE PROGRAM, INCLUDING DAMAGES TO PROPERTY, LOSS OF GOODWILL, COMPUTER FAILURE OR MALFUNCTION AND, TO THE EXTENT PERMITTED BY LAW, DAMAGES FOR PERSONAL INJURIES, EVEN IF ACTIVISION HAS BEEN ADVISED OF THE POSSIBILITY OF SUCH DAMAGES. ACTIVISION'S LIABILITY SHALL NOT EXCEED THE ACTUAL PRICE PAID FOR THE LICENSE TO USE THIS PROGRAM. SOME STATES/COUNTRIES DO NOT ALLOW LIMITATIONS ON HOW LONG AN IMPLIED WARRANTY LASTS AND/OR THE EXCLUSION OR LIMITATION OF INCIDENTAL OR CONSEQUENTIAL DAMAGES, SO THE ABOVE LIMITATIONS AND/OR EXCLUSION OR LIMITATION OF LIABILITY MAY NOT APPLY TO YOU. THIS WARRANTY GIVES YOU SPECIFIC LEGAL RIGHTS, AND YOU MAY HAVE OTHER RIGHTS WHICH VARY FROM JURISDICTION TO JURISDICTION.

TERMINATION. Without prejudice to any other rights of Activision, this Agreement will terminate automatically if you fail to comply with its terms and conditions. In such event, you must destroy all copies of this Program and all of its component parts.

U.S. GOVERNMENT RESTRICTED RIGHTS. The Program and documentation have been developed entirely at private expense and are provided as "Commercial Computer Software" or "restricted computer software." Use, duplication or disclosure by the U.S. Government or a U.S. Government subcontractor is subject to the restrictions set forth in subparagraph (c)(1)(ii) of the Rights in Technical Data and Computer Software clauses in DFARS 252.227-7013 or as set forth in subparagraph (c)(1) and (2) of the Commercial Computer Software Restricted Rights clauses at FAR 52.227-19, as applicable. The Contractor/Manufacturer is Activision, Inc., 3100 Ocean Park Boulevard, Santa Monica, California 90405.

INJUNCTION. Because Activision would be irreparably damaged if the terms of this Agreement were not specifically enforced, you agree that Activision shall be entitled, without bond, other security or proof of damages, to appropriate equitable remedies with respect to breaches of this Agreement, in addition to such other remedies as Activision may otherwise have under applicable laws.

INDEMNITY. You agree to indemnify, defend and hold Activision, its partners, affiliates, contractors, officers, directors, employees and agents harmless from all damages, losses and expenses arising directly or indirectly from your acts and omissions to act in using the Product pursuant to the terms of this Agreement.

MISCELLANEOUS. This Agreement represents the complete agreement concerning this license between the parties and supersedes all prior agreements and representations between them. It may be amended only by a writing executed by both parties. If any provision of this Agreement is held to be unenforceable for any reason, such provision shall be reformed only to the extent necessary to make it enforceable and the remaining provisions of this Agreement shall not be affected. This Agreement shall be construed under California law as such law is applied to agreements between California residents entered into and to be performed within California, except as governed by federal law and you consent to the exclusive jurisdiction of the state and federal courts in Los Angeles, California.

If you have any questions concerning this license, you may contact Activision at 3100 Ocean Park Boulevard, Santa Monica, California 90405, (310) 255-2000, Attn: Business and Legal Affairs, legal@activision.com.

Microsoft, Xbox, and the Xbox logos are either registered trademarks or trademarks of Microsoft Corporation in the United States and/or other countries and are used under license from Microsoft.



ACTIVISION

activision.com

MARVEL

Register this product online at www.activision.com

Activision, Inc. P.O. Box 67713, Los Angeles, CA 90067

MARVEL, X-MEN, and all Marvel Characters and the distinctive likenesses thereof are trademarks of Marvel Characters Inc., and are used with permission. Copyright © 2004. All rights reserved. www.marvel.com. Published by Activision Publishing, Inc. Game code © 2004 Activision, Inc. Activision is a registered trademark of Activision, Inc. All rights reserved. The ratings icon is a registered trademark of the Entertainment Software Association. All other trademarks and trade names are the properties of their respective owners. 80575.226.US