

XBOX

<http://www.replacementdocs.com>

LIVE

ONLINE ENABLED

Presented by the J.V. Stephens Co.,

THE TERRITORIAL QUARTERLY

with its Main Office in River City

PUBLISHED FOUR TIMES ANNUALLY
FOR MORE THAN TEN YEARS



DEAD MAN'S HAND



ATARI

INNOVATIONS IN MEDICAL SCIENCE

Important Information to Improve the Health of the Commonweal

SAFETY INFORMATION

ABOUT PHOTOSENSITIVE SEIZURES

A very small percentage of people may experience a seizure when exposed to certain visual images, including flashing lights or patterns that may appear in video games. Even people who have no history of seizures or epilepsy may have an undiagnosed condition that can cause these "photosensitive epileptic seizures" while watching video games.

These seizures may have a variety of symptoms, including lightheadedness, altered vision, eye or face twitching, jerking or shaking of arms or legs, disorientation, confusion, or momentary loss of awareness. Seizures may also cause loss of consciousness or convulsions that can lead to injury from falling down or striking nearby objects.

Immediately stop playing and consult a doctor if you experience any of these symptoms. Parents should watch for or ask their children about the above symptoms — children and teenagers are more likely than adults to experience these seizures.

The risk of photosensitive epileptic seizures may be reduced by sitting farther from the television screen, using a smaller television screen, playing in a well-lit room, and not playing when you are drowsy or fatigued.

If you or any of your relatives have a history of seizures or epilepsy, consult a doctor before playing.

Other Important Health and Safety Information contains important health and safety information that you should read and understand before using this software.

AVOID DAMAGE TO YOUR TELEVISION

Do not use with certain televisions. Do not use with certain televisions. Some televisions, especially front- or rear-projection types, can be damaged if any video games, including Xbox games, are played on them. Static images presented during the normal course of gameplay may "burn in" to the screen, causing a permanent shadow of the static image to appear at all times, even when video games are not being played. Similar damage may occur from static images created when placing a video game on hold or pause. Consult your television owner's manual to determine if video games can be played safely on your set. If you are unable to find this information in the owner's manual, contact your television dealer or the manufacturer to determine if video games can be played safely on your set.

Unauthorized copying, reverse engineering, transmission, public performance, rental, pay for play, or circumvention of copy protection is strictly prohibited.

THE TERRITORIAL QUARTERLY

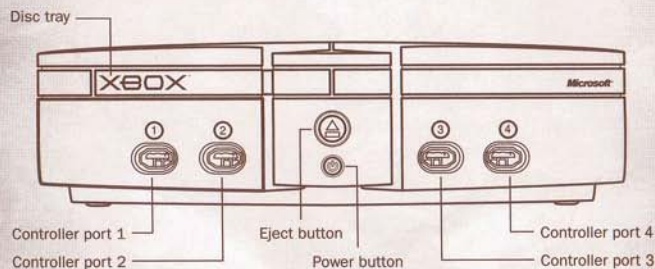
TABLE OF CONTENTS

USING THE XBOX VIDEO GAME SYSTEM 2
USING THE XBOX CONTROLLER 3
XBOX LIVE™ 4
MAIN MENU 5
SAVING AND LOADING 5
SOLO JOURNEY 6
POKER 7
THE HEADS-UP DISPLAY (HUD) 8
WEAPONS 9
AMMUNITION 10
HEALTH 10
LEGEND AND SCORING 11
SETTINGS MENU 12
PAUSED MENU 12
MULTIPLAYER 13
WANTED! 14
CREDITS 16
ATARI WEB SITES 18
TECHNICAL SUPPORT 19
END-USER LICENSE AGREEMENT 22

From the BRIGHT LIGHTS of the Theater to the THUNDERING GUNS of a Gunfight, this AMAZING TECHNOLOGY brings It all to your HOME!

USING THE XBOX VIDEO GAME SYSTEM

1. Set up your Xbox video game system by following the instructions in the Xbox Instruction Manual.
2. Press the power button and the status indicator light will light up.
3. Press the eject button and the disc tray will open.
4. Place the *Dead Man's Hand* disc on the disc tray with the label facing up and close the disc tray.
5. Follow on-screen instructions and refer to this manual for more information about playing *Dead Man's Hand*.

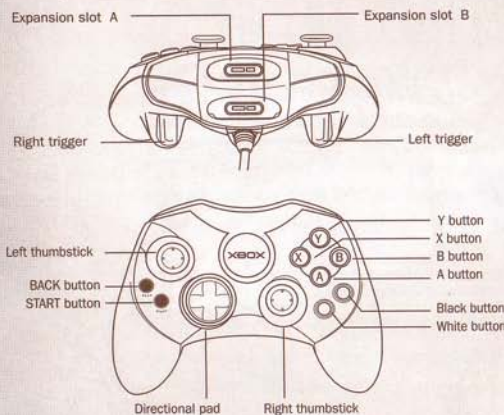


Avoiding Damage to Discs or the Disc Drive

TO AVOID DAMAGE TO DISCS OR THE DISC DRIVE:

- Insert only Xbox-compatible discs into the disc drive.
- Never use oddly shaped discs, such as star-shaped or heart-shaped discs.
- Do not leave a disc in the Xbox console for extended periods when not in use.
- Do not move the Xbox console while the power is on and a disc is inserted.
- Do not apply labels, stickers, or other foreign objects to discs.

USING THE XBOX CONTROLLER



CONTROLS

CONTROL	ACTION
left thumbstick	Move around / Navigate menus
right thumbstick	Control View
right trigger	Primary Fire
left trigger	Secondary Fire
directional pad left	Select Pistol
directional pad down	Select Rifle
directional pad right	Select Shotgun
directional pad up	Cycle Special Weapons
B button	Use
X button	Reload
A button	Jump
left thumbstick button	Crouch (Duck)
White button	Scoreboard (Multiplayer)
Black button	Cycle Weapons
START button	Pause / Settings

These are the default controls for playing *Dead Man's Hand*. Alternate control configurations are available in the Settings section, accessible from the Main Menu or Paused Menu.

Use the **A** button to select a menu item, and use the **B** button to go back a screen.

FROM THE FRONTIER

The innovative spirit of the hardy pioneer is driven by the rigorous challenges they face each day. In this Era of Exploration, the inspiring winds from the west have flamed the industrious spirit of our people into a raging inferno that each day forges a stunning array of inventions. In "From the Frontier" the Territorial Quarterly focuses on one of the most inspired of these devices, allowing our Readers to decide whether it will grace their homes and earn a place alongside Eli Whitney's cotton gin and Robert Fulton's steam engine. In this issue we look at an innovative handheld device that has been appearing in the hands of many gunfighters across the land.



Publisher's Purview

AN EDITORIAL BY J.V. STEPHENS

Communication lines are being strung across this great land, connecting together distant cities and places. No longer will the citizens of one community be bereft of the pleasant company of distant friends and relatives. I look with pride toward the wondrous new community that will arise on-the-lines of this wondrous system. Hopefully you will all follow the instructions on the following pages and join me in exploring this gleaming future.



XBOX LIVE™

Take *Dead Man's Hand* Beyond the Box

Xbox Live™ is a high-speed or broadband Internet gaming community where you can create a permanent gamer identity, setup a Friends List with other players, see when they're online, invite them to play, and talk to them in real-time as you play.

Downloadable *Dead Man's Hand* Content

If you are an Xbox Live subscriber, you can download the very latest content (such as new levels, missions, weapons, vehicles, more) to your Xbox console.

Connecting

Before you can use Xbox Live, you need to connect your Xbox console to a high-speed or broadband Internet connection and sign up for the Xbox Live service. To determine if Xbox Live is available in your region and for information about connecting to Xbox Live, see www.xbox.com/connect.

From Old Europe to New York, Everyone is Saying "TO THE TERRITORY!"

!! WAGON CAPTAINS and EXPEDITION LEADERS !!

Your charges trust you to know every mile from gathering to destination. Why worry about whether you are adequately supplied with provisions and provender? The J.V. Stephens Company has offices in most major eastern cities, where authorized Stephens Supply Agents wait to assist you. When you finally say "WAGONS WEST!" you will wonder how you had ever hoped to plan your journey without your Stephens Supply Agent presenting all the options available to you!

Main Menu



SINGLE PLAYER: Begin your journey as El Tejón, or continue a journey in progress.

XBOX LIVE: Battle online in four multiplayer modes (see page 13 for more information).

SYSTEM LINK: Link two or more (up to eight) Xbox consoles for head-to-head play.

SETTINGS: Adjust sound, video and gameplay options. Edit your Profile from this screen.

CREDITS: View the names of the people who brought you *Dead Man's Hand*.

**WHEN YOUR
HEAD IS
BOWED IN
SORROW**

AND YOUR SOUL
IS OUT OF TUNE

WHEN THE
PROSPECTS OF
TOMORROW

ARE BEHIND A
VEIL OF GLOOM

CAN'T YOU SEE
THE LIGHT
BEYOND IT

JUST A GLIMMER
OF THE PRIZE?

KEEP A
GROPING AND
YOU'LL FIND IT

JUST A
BLESSING IN
DISGUISE.

Saving and Loading

Your single-player game will be saved automatically after the completion of a level. Saved progress is indicated on the Main Menu as a star. The color of the star represents the difficulty level at which that mission was completed (Bronze = Easy, Silver = Normal, Gold = Hard).

To load a game and continue single-player play, select "Single Player" from the Main Menu. When you select your profile, the missions you have completed will appear on the Mission Selection screen.




SOLO JOURNEY



MISSION SELECTION

After loading your player profile in Single Player mode, use the directional pad to navigate the Mission Map and select one of the available missions. Available missions are represented by a circle, and completed missions are represented by a star. Once a mission is available, you can replay it at any time to try for a higher Legend Score (see page 11 for details on Legend).



DIFFICULTY SELECTION

After selecting a mission, you will see a mission summary and be asked to select a difficulty level (Easy, Normal or Hard) for the game.



WEAPON SELECTION

After selecting your level of challenge, you will be asked to select the weapons you wish to carry (see pages 9-10 for weapon descriptions). Only those weapons currently available to you can be selected. **Note:** In single-player gameplay, you may only carry one pistol, one rifle and one shotgun.

J.V. Stephens Company Authorized Supply

Agents

BEVERLY * NEW YORK * SEATTLE * MINNEAPOLIS
SANTA MONICA * SUNNYVALE * LONDON * PARIS
DALLAS * HUNT VALLEY * MONTREAL

BRINGING THE WORLD TO THE FRONTIER

POKER

Before entering a single-player mission, you'll have the chance to engage in a few friendly hands of poker. The game is Territorial Poker, and these are the rules:

- Ⓒ You bring no stakes to the table, and can play until you draw a losing hand. You must then immediately step away from the table.
- Ⓒ Five cards are dealt. You may discard up to three cards — unless you hold an ace, in which case you may hold the ace and discard four cards. Fresh cards are then dealt.
- Ⓒ Use the **A** button to turn a selected card face down, and the **X** button to deal new cards.



WINNING HANDS ARE AWARDED CHIPS:



Power added to your Power Meter at the mission's start



Pistol ammunition



Shotgun shells



Rifle rounds

Payouts are based on the difficulty level that you chose for the mission. Selecting a higher mission difficulty level raises your risk at the poker table — accepting a more difficult mission lowers the odds of winning hands and decreases payouts.

GUN-
SLINGER
GAMBLING!! A GAME OF
LIFE AND DEATH !!


In the parlors of River City, many a night is whiled away over a friendly game of whist. But on the rough-and-tumble frontier, in the bawdy saloons of boomtowns like Progress and around prospectors' campfires in Kopperud Canyon, pasteboards are employed to more nefarious ends. In Territorial Poker, cardsharps are rewarded with the stock of the most deadly trade, with pistoleros and bounty hunters vying to draw winning hands that pay out not in chips and gold dust but in gumbelts and shotgun shells!



IN THE MIND OF A BOUNTY HUNTER

Riding the fence between the lands of Life and Death, the mind of a gun for hire whirls with information never thought of by the common man. World-famous frontier bounty hunter Les Delony has often described to the editors of the Territorial Quarterly the system of mental visualization he uses to keep all the information most important to him at the forefront of his mind. Now we've asked him to explain this intriguing system to you:

THE HEADS-UP DISPLAY (HUD)



- 1. LEGEND SCORE:** The total number of Legend Points that you've scored in your current mission.
- 2. CROUCH INDICATOR:** When this icon is shown, El Tejón is crouching.
- 3. RETICULE:** This indicates where you are aiming your weapon. Flashes around the reticle alert you to danger — yellow flashes indicate you are being shot at, and red flashes mean you are taking damage.
- 4. USE ICON:** This hand-shaped icon appears when you stand in front of an object you can interact with by pressing the Use button (default is **B** button).
- 5. HEALTH:** El Tejón's physical condition. The fewer cards that are displayed, the closer he is to death.
- 6. CHAIN METER:** Displays how long you have remaining to add shots to your current Shot Chain.
- 7. CHAIN COUNTER:** The total number of shots in your current Shot Chain.
- 8. POWER METER:** Your accumulated amount of power, ready to be used to fire Powershots
- 9. AMMUNITION:** The amount of ammunition you have remaining for the weapon you're currently wielding.

A SELECTION OF THE FINEST WEAPONS

from
THE J.V. STEPHENS CO. ARMORY

Gold & Silver Certificates Remitted in Exchange

for the Weapon of Your Choice

Delivered to the Postal Station of Your Choosing
AMMUNITION AVAILABLE FOR AN ADDITIONAL FEE

WEAPONS

PISTOLS



THE PEACEMAKER

The legendary weapon of the frontier. The select weapon of the Rangers, this gun will turn the skilled hands any gunman into those of a deadly gunslinger. Fanning this pistol sends a deadly rain of lead hurling toward your target!



HUNTLEY THUNDER

With a distinctive report as loud as its namesake, this short-ranged volcanic pistol of the mid-century has incredible stopping power. Up-close, a single shot from the Huntley Thunder has been known to strike its target with the force of a shotgun!



KANSAS PEPPERBOX

Although larger than a deringer, this infamous pistol is still small enough to be concealed in a vest pocket or boot. The double-trigger allows the chambers of the pepperbox to be fired in sequence, or for all remaining rounds to be fired simultaneously.

RIFLES



WESTERNER CARBINE

The rifle that helped settle the Territory. Found in the hands of homesteaders, pioneers and the Territorial Rangers, the slotted rear sight allows its impressive firepower to be projected at longer ranges with the accuracy demanded by hunters, homesteaders and lawmen alike. The ideal rifle for home defense.



LEWIS REVOLVING RIFLE

Challenge the speed of the Peacemaker and the range of the Westerner! With this combination of a revolving cylinder and long bore barrel, witnesses will testify you can fire all six chambers in fewer than three seconds!



HAWKINS BUFFALO RIFLE

The rifle that can see father than the eye. The telescopic attachment allows you to make the utmost use of this fine firearm. The choice of professionals when utmost in precision matters.

SHOTGUNS



MARTIN PUMP ACTION
When the use of a single bullet won't suffice, use the Martin Pump Action to throw a cloud of lead shot with incredible force. The only scattergun possessing the unique ability to temporarily incapacitate your target.



STEPHENS SBS DOUBLE BARREL
Crafted by the most meticulous of weapon smiths, the Singleshot SBS ("Side-By-Side") crafts two shotgun barrels next to one another, connecting them with a single hair-trigger. The best darn door-opener on the frontier.



OVERLAND EXPRESS COACHGUN
Deriving its namesake from the brave guards on the Overland Express Coaches, the excess barrel length is pre-sawn. Providing substantial kick and lacking range, the exchange is a wallop of biblical proportions upon your target.

SPECIAL WEAPONS



BOWIE KNIFE

From skinning a buffalo to blazing a trail, the uses of a good knife on the frontier are uncountable. Only the greenest pioneer wouldn't carry one of these finely crafted blades for everyday use and personal defense.



DYNAMITE

Easy to light! Incredible explosive power! The creation of brilliant Swedish chemist Alfred Nobel is now available in quantity for all your mining and stump-clearing needs. Please note that the J.V.S. Co. does not condone nor take responsibility for those who might use the explosive for any criminal purpose.



WHISKEY BOMBS

Though some might take the chance in cobbling together their own makeshift incendiaries from lesser brands, we recommend only the finest whiskey bombs using Diamond Whiskey — bottled in River City with guaranteed longer-lasting flame and wider splash area or your next order is free!

The J.V. Stephens Company

PROTECTING YOUR LIFE AND SAVING YOUR LIFE

We Can Help!

AMMUNITION

Pistol belts and boxes of rifle bullets and shotgun shells found while on a mission can be picked up to replenish your supply of ammunition.



HEALTH

Keep an eye out for health packs that will help heal damage sustained in combat. The amount you are healed will be reflected in the Health section of the HUD.

CALLING ALL SHOOTISTS!

The Territorial Quarterly Invites All Skilled with Firearms
To Take Part in our Annual Championships

MONTHLY REGIONAL QUALIFYING TOURNAMENTS

Held at Stephens Supplied Mercantiles across the Territory, with **CHAMPIONSHIPS** held each **SIXTH OF MAY** in King Armstrong Park, near the River City Emporium of the J.V. Stephens Co.

JOIN THE LEGENDS

TO COMPETE FOR THE GRAND PRIZE: STEPHENS' ARMORY VOUCHERS
AND FREE AMMUNITION FOR ONE YEAR

LEGEND AND SCORING

As you play a mission in *Dead Man's Hand*, each of your shots that successfully hits a target will add to that mission's Legend Score. This measures up how you stack up against other pistoleros, and where you rank among the greatest gunslingers of the West. The points you receive for each hit will be displayed on the screen. Successive shots made in short periods of time are worth more points (see "Shot Chains" below). Certain types of trick shots are rewarded with bonus points:



HAT SHOT

Shooting the hat off of an enemy.



PROJECTILE SHOT

Shooting a thrown projectile (such as a knife or dynamite).



EXPLOSIVE KILL

Kills made with dynamite, or an exploded powder keg.



CRUSH KILL

Kills made by causing a heavy object to fall onto an enemy.



FIRE KILL

Kills made by burning an enemy with a whiskey bomb.



MULTI-KILL

Kills of multiple enemies within an extremely short time.



KNIFE KILL

Kills made with a knife.

SHOT CHAINS

Certain targets will enhance your legend as a gunslinger. Your Chain Meter will temporarily fill when you shoot interactive targets, multiplying your score! Inactivity returns it to zero. The longer you can keep the green in the bar, the higher your score!

Note: Enemies aren't the only targets that can become part of a Shot Chain. Signs, windows, cans, bottles — many mundane objects can become part of an impressive show of skill!

POWERSHOTS

In addition to rewarding you with Legend Points and additional time on the Chain Timer, successful shots add Power to the Power Meter displayed on the HUD. While wielding a firearm, power can be used to make Powershots using the Secondary Fire button (default is left trigger). Powershots have special abilities and effects that will require exploration and skill to use to the greatest effect.

SETTINGS MENU

CHOOSE FROM THE FOLLOWING OPTIONS:

SETTINGS MENU

Edit Profile: Change Profile settings (see below).

Voice Over Speakers: Turn ON to play voice chat through TV speakers. Turn OFF to play voice chat through Xbox Live communicator.

Gamma: Adjust the gamma setting to Low, Normal or High.

Music: Turn game music ON / OFF.

EDIT PROFILE MENU

Layout: Select a preset controller layout for selected Profile.

Controller: Adjust controller settings for selected Profile (see below).

Multiplayer: Select the character you will use in multiplayer games.

CONTROLLER SETTINGS

Look X Sensitivity: Adjust the speed at which you look left to right.

Look Y Sensitivity: Adjust the speed at which you look up and down.

Invert Look: When ON, pressing down on the thumbstick will cause you to look up. When OFF, pressing down on the thumbstick will cause you to look down (OFF is default).

Look Spring: When ON, your view will return to center when you release the Look control. When OFF, your view will stay where it is pointed when you release the Look control (OFF is default).

Vibration: Turn controller vibration ON / OFF (ON is default).

PAUSED MENU



Press the **START** button to pause the game.
Then choose from the following options:

Resume Game
Restart Mission
Settings

Players List (Xbox Live only)
Friends List (Xbox Live only)
Quit to Mission Menu
End Match (Multiplayer only)

MULTIPLAYER



Choose from the following options:

QUICK MATCH: Search for a server on which to play.

OPTIMATCH: Set specific-server options, such as specific game types, number of players and more.

CREATE MATCH: Set up a server for others to connect to on Xbox Live.

FRIENDS: Check which of your Xbox Live Friends are online.

MULTIPLAYER SETTINGS: Adjust Xbox Live options (see below).

CONTENT DOWNLOAD: Check for recent content updates!

MULTIPLAYER SETTINGS

APPEAR OFFLINE: Choose whether your online status is visible to other Friends.

VOICE OVER SPEAKERS: Turn ON to play voice chat through TV speakers.

VOICE MASKING: Set online voice.

CHARACTER: Change character appearance.

MULTIPLAYER GAME TYPES

DEATHMATCH: Every man for himself.

TEAM DEATHMATCH: Two teams battle.

BOUNTY: Everyone is after one player.

POSSE: You and others defend yourselves from progressively sinister AI enemies.

GAME SETTINGS – DEATHMATCH

TIME LIMIT: Set the game time limit (5, 10, 15, 20 minutes).

SCORE LIMIT: Set the game score limit (5, 10, 15, 20, 25 points).

MAX PLAYERS: Set maximum number of players allowed in the game (2–8).

PRIVATE SLOTS: (Live only): Adjust number of game slots reserved for private invites.

WEAPONS STAY: Choose whether weapons respawn or stay after they are picked up.

BOTS: Select whether or not to allow AI bots.

BOT SKILL: Adjust the skills of the bots (Novice, Skilled, Masterful, Godlike).

GAME SETTINGS – TEAM DM

TIME LIMIT: Set the game time limit (5, 10, 15, 20 minutes).

SCORE LIMIT: Set the game score limit (5, 10, 15, 20, 25 points).

MAX PLAYERS: Set maximum number of players allowed in the game (2–8).

PRIVATE SLOTS: (Live only): Adjust number of game slots reserved for private invites.

WEAPONS STAY: Choose whether weapons respawn or stay after they are picked up.

BOTS: Select whether or not to allow AI bots.

BOTS SKILL: Adjust the skills of the bots (Novice, Skilled, Masterful, Godlike).

GAME SETTINGS – BOUNTY

MAX PLAYERS: Set maximum number of players allowed in the game (2–8).

PRIVATE SLOTS: (Live only): Adjust number of game slots reserved for private invites.

WEAPONS STAY: Choose whether weapons respawn or stay after they are picked up.

BOTS: Select whether or not to allow AI bots.

BOT SKILL: Adjust the skills of the bots (Novice, Skilled, Masterful, Godlike).

TIME LIMIT: The time that a player must be the bounty (1–4 minutes).

GAME SETTING – POSSE

TIME LIMIT: Set the game time limit (5, 15, 30, 45, 60 minutes).

MAX PLAYERS: Set maximum number of players allowed in the game (2–8).

PRIVATE SLOTS: (*Live only*): Adjust number of game slots reserved for private invites.

WEAPONS STAY: Choose whether weapons respawn or stay after they are picked up.

EXTRA LIVES: Set the number of extra lives each player has (1–10).

MUTATORS

You can adjust the following mutators to alter your multiplayer game experience.

FULL POWERSHOT: Every player retains a full power meter for secondary fire.

PISTOLS ONLY: Pistols are the only available weapons in the match.

RIFLES ONLY: Rifles are the only available weapons in the match.

SHOTGUNS ONLY: Shotguns are the only available weapons in the match.

INSTAKILL: One shot, one kill with the Hawkins Buffalo Rifle and infinite ammo (disabled in Posse).

WANTED!

BEWARE! THE SAVAGERY OF THE NINE KNOWS NO BOUNDS!

The bloodthirsty Nine have turned on one another! Witnesses testify that the leader of the nine has shot one of his own. In cold blood, the leader, known only as “Tennessee Vic” turned like a rabid dog and slew “The Gunslinger.” Where the marauders rode off to is unknown. Beware — the nine have cut a bloody path across the entire territory.

No bank, train, man, woman or child is safe from these evil raiders’ ways. No one has been able to stop them — not the laws of man nor God! No one will sleep safe until the Nine are caught and brought to justice! The bounty increases, as does the desperation of these heartless desperados.



PROCLAMATION
\$6,000⁰⁰
REWARD!

"Father Zeke" Ezekiel Hardbottom
MEMBER OF THE NOTORIOUS NINE
Wherever you find
Last seen in the vicinity of San Cristobal
Wanted for Quarantined by Territorial
in Decker, Norman, and Rutherford Parishes

PROCLAMATION
\$12,600⁰⁰
REWARD!

Flat Iron
Member of the Notorious Nine
THE OVERLAND EXPRESS COMPANY
Others: Substantial Reward
For the CAPTURE of this NOTORIOUS MURDERER
Who has Long Hindered the Trade
and Endangerment Public Safety

Special: M. Ryan & D. Gibson, PROP. OZ Co.

PROCLAMATION
\$5,500⁰⁰
REWARD!

EL TEJON
WANTED DEAD OR ALIVE
for MURDER and T...
and LAWLESS INVOLVEMENT
NOTORIOUS NINE
CONTACT SHERIFF WACO COUNTY
B. GOKEY COUNTY
STATE OF TEXAS

PROCLAMATION
\$10,000⁰⁰
REWARD!

Calvin & Charles
LENARD
MEMBERS OF THE
for Murder, Robbery
Stampeding
DEAD OR ALIVE
James SUM

PROCLAMATION
\$20,000⁰⁰
REWARD!

Tennessee Vic
LEADER OF THE NINE
WANTED across the Territory and Beyond for Murder,
Robbery, Train Hijacking, and a Host of
Lives and Limbs
THE IDENTITY UNKNOWN
Seems will not...
GLOVE, Tennessee

PROCLAMATION
\$7,500⁰⁰
REWARD!

John "Gentleman" Kendall
MURDERER and CHEAT!
Also a member of THE NINE
Bounty offered by Town of Redburn Saloon Gold
Additional bounty in the amount of
TEN THOUSAND DOLLARS
Offered by Webb & O'Connell Trading Company

PROCLAMATION
\$4,750⁰⁰
REWARD!

Andrew Thompson
KNOWN MEMBER OF THE
Raiding from Company
Across the Territory
S. Garza, Ranger

PROCLAMATION
\$5,300⁰⁰
REWARD!

James "Big Guns" Grissom
WANTED
for ROBBERY and MURDER
Including the Stomping Death of Seven Men
Last seen in the company of the NOTORIOUS NINE
-Daly, Larson DAY, Territorial Rangers

CREDITS

When in the Capital of our fine Territory, be certain to visit the
J.V. Stephens Co. Emporium
where you'll find Thousands of Fine Products
and the Exciting Melodrama

DEAD MAN'S HAND

BEING PRESENTED IN OUR GRAND THEATER
BY THE FOLLOWING TALENTED PROFESSIONALS:

HUMAN HEAD STUDIOS

Ben Gokey
Project Lead
James Sumwalt
Art Lead
Timothy S. Gerritsen
Business Director and Project Management
Dave Halsted
Lead Design Lead
Mike Craddick
Programming Lead
David Gulisano
Animation Lead
Michael Larson
Audio Direction and Production
Seth Johnson
Design Assistant
Dave Halsted
Mike Ryan
James Sumwalt
Ashley Welch
Jason O'Connell
Level Design
Mike Craddick
Ben Gokey
Toby Jones
Jimmy Shin
Scott Dudley
Programming
James Sumwalt
Brian Decker
Nichol Norman
Rebecca Rettenmund
Modeling and Texturing

David Gulisano
Derek Day
Animation
Shane Gurno
James Sumwalt
Menu and Interface Art
Human Head Studios
Story and Mission Design
Seth Johnson
Script, Dialogue, and Manual
Timothy S. Gerritsen
Additional Dialogue
Michael Larson
Sound Design
Calexico
Rom Di Prisco
Michael Larson
Music
Lee Ernst
Jonathan Wainwright
Tejumola F Ologboni
Robb Smith
Carolyne Klein
Debra Staples
Laura Gordon
Jay King
The H.H. Posse
Public Actors
Saki Kaskas
Additional guitars
Jim B-Reay
Additional composition
Jean-Paul LeBreton
Additional Development

Special Thanks

Nathaniel Albricht
Aaron Bahr
Tim Bowman
Ted Halsted
Paul MacArthur
Eli Quinn
Jean-Paul LeBreton
Photograph on page 4 courtesy of Western
History/Genealogy (Genealogy) Department,
Denver Public Library

STREAMLINE STUDIOS

(Single-Player Opening Montage)
Adrian Banninga
Lead Artist
Renier Banninga
Technical Art Director
Héctor R. Fernández
Director of Creative Development
Alexander L. Fernández
Managing Director

ATARI

A-COMPANY

Peter "Twisted Cowboy" Armstrong
Director of Product Development
Jay "Captain Sterling" King
Producer
Peter "Oed" Eckert
Michael "Praetor-Vong" Hathaway
Associate Producers
David "Degsy" Degnan
Quality Assurance Sheriff
Amy "Venom Wearin' Denim" Jordan
Steve "Mr. Chaps" Charbonneau
Michael "Kilraven" Gjere
Nate "Rattlesnake" Birkholz
Michael "7 Card Stud" Cucchiarella
Chris "Capt. Mediocre" Lundeen
Quality Assurance Freedom Fighters

B-COMPANY

Jeff "Tabasco" Foley
Senior Brand Manager
Peter "Sideshow" Matiss
Director of Marketing

Stacey "Polecat" Clement
Public Relations

C-COMPANY

Steve "Hoss" Martin
Director of Creative Services
Erica "Li' Yee-Haw" Hoppe
Graphics Designer
Charlie "The Bullet" Rizzo
Art Director

Elizabeth "Leaping Lizard" Mackney
Director of Editorial & Documentation Services

Kurt "Dude" Carlson
Randi "Cowgirl" Kravitz
Documentation Specialists
Paul "Moonshine" Collin
Copywriter

D-COMPANY

Joy "Sunshine" Schneer
Sr. Manager Strategic Relations
Cecilia "Peacemaker" Hernandez
Sr. Manager Strategic Relations
Shaila "Bobcat" Patel
Strategic Relations Specialist

E-COMPANY

Michael "The Gun" Gilmartin
Director of Publishing Support
Chuck "Enforcer" Nunez
Dave "Colonel" Strang
"Constable" Donny Clay
Quality Assurance Lawmen
Juan "Dirty" Sanchez
Quality Assurance Sheriff
Daniyel "The Duke" Garcia
Quality Assurance Deputy
Mike "Doc" O'Shea
Kennedy "Phantom Gun" Yan
Jaime "Lefty" Gonzalez
Owen "Rusty" Nelson
Tony "Two Guns" Hsu
Anthony "Shanghai Kid" Ma
Mark "The Gunshow" Alibayan
Cher "Yeehaw Bunnie" Rocha
Brad "Last Man Standing" Johnson
Mike "Phoenix" Greenler
Infamous Desperados of Quality Assurance

F-COMPANY

Jon "Overseer" Nelson
Executive Producer, Online Marketing
Kyle "Tombstone" Peschel
Senior Web Producer

Devon 2nd(om)ing
Peter Eckert
Jay King
DMH Online Design

BELIEVERS

Bruno Bonell, John Hurlbut, Matt Frary,
Constantine Hantzopoulos, Jeff Ault
and LaNae Salsbury
Those that Believed

SPECIAL THANKS

Melissa and JC King, Katie Eckert, Alisha
"Sheba" Baker, Enrico Granados, Kenny "Quick"
Robinson, Peter Sodbinow, Jimmy Buffett and...
a special welcome to ...Carl William Eckert,
born 10/13/2003.

ATARI WEB SITES

To get the most out of your new game,
visit us at:

<http://www.dmhgame.com>
www.us.atari.com

To send e-cards to your friends, download wallpa-
pers, or get access to other free stuff, visit our
Freebies section at:

www.us.atari.com/freebies

If you would like to chat with other gamers, as
well as developers, visit our Community Forum
area at:

www.ataricomunity.com

**Kids, check with your parent or guardian
before visiting any web site.**

Chat Messages: Atari does not monitor, control,
endorse, or accept responsibility for the content of
chat messages. You are strongly encouraged not to give
out identity or other personal information through
chat message transmissions. Kids, check with your par-
ent or guardian if you are concerned about any chat
you receive.

Use of Atari web sites is subject to terms and con-
ditions, which you can access at:

www.us.atari.com/terms_of_service.asp

A PROMISE TO OUR CUSTOMERS

We will employ the Utmost of our Abilities and Resources to provide you, The Customer, with only goods of the highest caliber. If you have Questions about or Difficulties with any of our Fine Products, you need only contact our Assigned Representatives and we will address any Concerns you may have.

—J.V. STEPHENS, PROP. J.V.S. Co

TECHNICAL SUPPORT (U.S. & CANADA)

Help Via the Internet

Up-to-the-minute technical information about Atari products is generally available 24 hours a day, 7 days a week via the Internet at:

<http://www.atarisupport.com>

Through this site you'll have access to our **FAQ** (Frequently Asked Questions) documents, our **Hints/Cheat Codes** if they're available, and an **E-Mail** area where you can get help and ask questions if you do not find your answers within the **FAQ**.

Note: In the event we must send you a Hint Sheet, FAQ document, patch or update disc via E-mail, we may require verifiable consent from a parent or guardian in order to protect children's privacy and safety online. Consent Forms are available at the web site listed above.

Help Via Telephone in the United States & Canada

For phone assistance, call **Atari Technical Support** at **(425) 951-7108**. Our **Interactive Voice Response** system is generally available 24/7, providing automated support solutions immediately.

This console-based product has automated support, which includes information such as gameplay tips, information on Control Keys, possible Cheat Code combination keys, and instructions for finding secret screens and/or additional game levels (if these type of items exist and are made available for this particular product).

Great News! We've improved our Automated Systems so that you can get product-specific Troubleshooting help more quickly. All you need to do is enter the product's **Part #** when prompted to do so. This will take you directly to all of our known issues and solutions for this title. The product's **Part #** is located in several places (on the CD label, Game Pak, package and/or plastic disc case, if applicable) and is usually identified by a number such as **04-12345**. When prompted by the Automated System, enter the **last five digits** of your product's Part #. (For example, Part # 04-12345 would require that you enter the "12345" portion of the number for that product.) **Note:** Some products simply feature a five-digit Part # without an "04-" prefix.

Live support is generally available Monday through Friday, 8:00 AM until 6:00 PM (Pacific Time). **Note:** We may be closed on major holidays.

Product Return Procedures in the United States & Canada

In the event our technicians at **(425) 951-7108** determine that you need to forward materials directly to us, please include a brief letter explaining what is enclosed and why. Make sure you include the Return Merchandise Authorization Number (RMA#) supplied to you by the technician, and your telephone number in case we need to call you. You will receive the mailing address when the technician gives you the RMA#. Any materials not containing this RMA# will be returned to you unprocessed.

Warranty Policy in the United States & Canada

If our technicians determine that the product storage medium is found to be defective within ninety (90) days of original purchase, (unless otherwise provided by applicable law), Atari will replace the item free of charge, to the original purchaser, if the item is accompanied by the original dated receipt and packaging.

NOTES

NOTES

END-USER LICENSE AGREEMENT

IMPORTANT — READ CAREFULLY:

Please be sure to carefully read and understand all of the rights and restrictions described in this End-User License Agreement ("EULA").

AGREEMENT

This document is an agreement between you and Atari, Inc. and its affiliated companies ("Company"). The enclosed software game disc(s), cartridge or Game Pak ("Software") and any accompanying printed materials are licensed to you only on the condition that you accept all of the terms contained in this EULA.

By opening this package and installing or otherwise using the Software you agree to be bound by the terms of this EULA. If you do not agree to the terms of this EULA you may not install or use the Software and within 15 days of purchase you must call the Tech Support telephone number listed in the manual accompanying the Software (the "Manual"). Select the Automated Phone System's Main Menu option for Consumer Services and follow the prompts.

You will be given a Return Merchandise Authorization number (RMA #) by the technician. You then have 15 days from the date of this contact to return the Software in its protective covering, the Manual and the original sales invoice to the address supplied to you.

If this is a PC product, when you install the Software you will be asked to review and either accept or not accept the terms of the EULA by clicking the "I Accept" button. By clicking the "I Accept" button you acknowledge that you have read the EULA, understand it and agree to be bound by its terms and conditions.

COPYRIGHT

The Software is protected by copyright laws and international copyright treaties, as well as other intellectual property laws and treaties. All title and copyrights in and to the Software (including but not limited to any images, photographs, animations, video, music, text and "applets" incorporated into the Software) and any printed materials accompanying the Software are owned by the Company or its Licensors.

GRANT OF LICENSE

The Software is licensed and not sold to you and its use is subject to this EULA. The Company grants you a limited, personal, non-exclusive license to use the Software in the manner described in the user documentation. The Company reserves all rights not expressly granted to you in this EULA.

PERMITTED USES

1. If the Software is configured for loading on a hard drive, you may install and use the Software on a single computer.
2. You may make and maintain one copy of the Software for backup and archival purposes, provided that the original and copy of the Software are kept in your possession.
3. You may permanently transfer all your rights under this EULA, provided you retain no copies, you transfer all of the Software (including all component parts, the media and printed materials and any upgrades) and the recipient reads and accepts this EULA.

RESTRICTIONS

1. You may not delete or obscure any copyright, trademark or other proprietary notice on the Software or accompanying printed materials.
2. You may not decompile, modify, reverse engineer, disassemble or otherwise reproduce the Software.
3. You may not copy, rent, lease, sublicense, distribute, publicly display the Software, create derivative works based on the Software (except to the extent expressly permitted in the Editor and End-User Variation section of this Agreement or other documentation accompanying the Software) or otherwise commercially exploit the Software.

4. You may not electronically transmit the Software from one computer, console or other platform to another or over a network.
5. You may not use any backup or archival copy of the Software for any purpose other than to replace the original copy in the event it's destroyed or becomes defective.

EDITOR AND END-USER VARIATIONS

If the Software includes a feature that allows you to modify the Software or to construct new variations (an "Editor"), you may use such Editor to create modifications or enhancements to the Software, including the construction of new levels (collectively the "Variations"), subject to the following restrictions. Your Variations: (i) must only work with the full, registered copy of the Software; (ii) must not contain modifications to any executable file; (iii) must not contain any libelous, defamatory or other illegal material, material that is scandalous or invades the rights of privacy or publicity of any third party; (iv) must not contain any trademarks, copyright-protected work or other property of third parties; and (v) may not be commercially exploited by you, including but not limited to making such Variations available for sale or as part of a pay-per-play or timesharing service.

TERMINATION

This EULA is effective until terminated. You may terminate this EULA at any time by destroying the Software. This EULA will terminate automatically without notice from the Company if you fail to comply with any provisions of this EULA. All provisions of this EULA as to warranties, limitation of liability, remedies and damages will survive termination.

LIMITED WARRANTY AND DISCLAIMER OF WARRANTIES

You are aware and agree that use of the Software and the media on which is recorded is at your sole risk. The Software and media are supplied "AS IS." Unless otherwise provided by applicable law, the Company warrants to the original purchaser of this product that the Software storage medium will be free from defects in materials and workmanship under normal use for ninety (90) days from the date of purchase. The warranty is void if the defect has arisen through accident, abuse, neglect or misapplication. If the Software fails to conform to this warranty, you may at your sole and exclusive remedy, obtain a replacement free of charge if you return the defective Software. Follow the Product Return Procedures described in the Manual. The Company does not warrant that the Software or its operations or functions will meet your requirements, or that the use of the Software will be without interruption or error.

TO THE FULLEST EXTENT PERMISSIBLE UNDER APPLICABLE LAW, EXCEPT FOR THE EXPRESS WARRANTY SET FORTH ABOVE, THE COMPANY DISCLAIMS ALL WARRANTIES, EXPRESS OR IMPLIED, INCLUDING AND WITHOUT LIMITATION, THE IMPLIED WARRANTIES OF MERCHANTABILITY AND FITNESS FOR A PARTICULAR PURPOSE AND NON-INFRINGEMENT. EXCEPT FOR THE EXPRESS WARRANTY SET FORTH ABOVE, THE COMPANY DOES NOT WARRANT, GUARANTEE OR MAKE ANY REPRESENTATION REGARDING THE USE OR THE RESULTS OF THE USE OF THE SOFTWARE IN TERMS OF ITS CORRECTNESS, ACCURACY, RELIABILITY, CURRENTNESS OR OTHERWISE. SOME JURISDICTIONS DO NOT ALLOW THE EXCLUSION OF OR LIMITATIONS ON IMPLIED WARRANTIES, SO THE ABOVE EXCLUSIONS AND LIMITATIONS MAY NOT APPLY TO YOU.

LIMITATION OF LIABILITY

IN NO EVENT WILL THE COMPANY OR ITS EMPLOYEES OR LICENSORS BE LIABLE FOR ANY INCIDENTAL, INDIRECT, SPECIAL, CONSEQUENTIAL OR PUNITIVE DAMAGES, OR ANY DAMAGES

WHATSOEVER (INCLUDING, WITHOUT LIMITATION, DAMAGES FOR INJURY TO PERSON OR PROPERTY, FOR LOSS OF PROFITS, BUSINESS INTERRUPTION, LOSS OF BUSINESS INFORMATION, LOSS OF PRIVACY, FAILURE TO MEET ANY DUTY AND NEGLIGENCE) ARISING OUT OF OR IN ANY WAY RELATED TO THE USE OR INABILITY TO USE THE SOFTWARE, EVEN IF THE COMPANY OR AN AUTHORIZED REPRESENTATIVE OF THE COMPANY HAS BEEN ADVISED OF THE POSSIBILITY OF SUCH DAMAGES. SOME JURISDICTIONS DO NOT ALLOW THE EXCLUSION OF LIABILITY FOR INCIDENTAL OR CONSEQUENTIAL DAMAGES, SO THE ABOVE EXCLUSION MAY NOT APPLY TO YOU. IN NO EVENT WILL THE LIABILITY OF THE COMPANY FOR DAMAGES WITH RESPECT TO THE SOFTWARE EXCEED THE AMOUNTS ACTUALLY PAID BY YOU FOR THE SOFTWARE.

CHOICE OF LAW AND VENUE

This EULA is governed by the laws of the United States of America and the State of New York, exclusive of its conflicts of law provisions. The exclusive venue for litigation regarding or arising from this EULA is New York County, New York and you agree to submit to the Jurisdiction of the courts of New York County, New York for any such litigation.

MISCELLANEOUS

If any provision or portion of this EULA is found to be unlawful, void, or for any reason unenforceable, it will be severed from and in no way affect the validity or enforceability of the remaining provisions of the EULA.

This EULA constitutes the entire agreement between you and the Company regarding the Software and its use.

© 2003 Atari, Inc. All Rights Reserved. © 2003 Human Head Studios, Incorporated. Dead Man's Hand and the Dead Man's Hand logo are Trademarks of Human Head Studios, Incorporated. All rights reserved.

Microsoft, the Microsoft Game Studios logo, OptiMatch, Xbox Live, Xbox, and the Xbox and Xbox Live logos are either registered trademarks or trademarks of Microsoft Corporation in the United States and/or other countries.

Excerpt of poetry on page 5 from "The Harvest" in *Whar' the Hand O' God Is Seen* by John W. Crawford.

Eulogy for Wild Bill Hickok on page 25 from *Whar' the Hand O' God Is Seen* by John W. Crawford.

Calexico appears courtesy of Touch and Go Records.

The following tracks are used with permission:

Attack El Robot! Attack!

Gypsy's Curse

Mid Town


Sprawl

Frontera



SLEEP ON BRAVE HEART,
 IN PEACEFUL SLUMBER,
 BRAVEST SCOUT IN
 ALL THE WEST;
 LIGHTNING EYES AND
 VOICE OF THUNDER,
 CLOSED AND HUSHED
 IN QUIET REST.
 PEACE AND REST AT
 LAST IS GIVEN,
 MAY WE MEET AGAIN
 IN HEAVEN.
 REST IN PEACE

AVAILABLE NOW



REGISTER ONLINE TODAY!

IT'S AS SIMPLE AS 1, 2, 3!

1. GO TO WWW.GAMEREGISTER.COM
2. ENTER YOUR GAME'S INFO
3. SELECT A GREAT OFFER

RECEIVE EXCLUSIVE GAME-RELATED
INFO AND OTHER SPECIAL OFFERS BY
REGISTERING ONLINE TODAY! THAT'S IT.

Atari will not contact you without your express permission and does not sell or share registration information.
For more information about our privacy policy, visit http://www.us.atari.com/privacy_policy.asp

Atari, Inc., 417 Fifth Avenue, New York, NY 10016 USA **MADE IN THE USA.**



**Blood and Gore
Violence**

Dungeons & Dragons, the Dungeons & Dragons logo, D&D, Wizards of the Coast and the Wizards of the Coast Logo, the d20 system logo, and all Wizards of the Coast characters, character names, and the distinctive likenesses thereof are trademarks of Wizards of the Coast, Inc., a subsidiary of Hasbro Inc. © 2003 Wizards of the Coast, Inc. Hasbro and its logo are trademarks of Hasbro and are used with permission.

Microsoft, Xbox and the Xbox Logos are registered trademarks or trademarks of Microsoft Corporation in the U.S. and/or in other countries and are used under license from Microsoft.