

STARRING FRITZ



GAME  
MANUAL

JAGUAR™ CD

THE UNIVERSITY OF CHICAGO PRESS




**JAGUAR CD**

## **Object of the Game**

You, our unsuspecting hero, Lance, get a late-nite "fix it" call to a mysterious castle. Upon reactivating the computers, you learn of Dr. Nero Neurosis' master plan... world domination!

"This product has been rated by the Entertainment Software Rating Board. For information about the ESRB rating, or to comment about the appropriateness of the rating, please contact the ESRB at 1-800-771-3772."


A frantic race through the evil playground of the demented Doctor's twisted castle is on! Fritz, the half-pet, half-human henchman of Dr. Neurosis is out to stop you from thwarting the evil Doctor's plans.



Battle numerous mishaps of science on your mission to reach **"The Brain Chamber"** where only the most cunning will defeat the wicked Dr. Neurosis!


## Starting The Game

After the CD has been inserted, an introduction will automatically begin (it may be skipped by pressing the "B" button). The title screen will give you the option to view selected demos or begin playing **BrainDead 13**. Use the directional pad to make your selection and then press "B" to begin. In future, you will be able to select "CONTINUE" from where you left off in a previous game or "NEW" to start from the beginning of the game.



## Pausing/Stopping the Game

To pause the game, press the **PAUSE** button. Press **PAUSE** again to resume play from the beginning of that scene. To stop playing the game, press **OPTION** and the main menu screen will appear. Select the **"SAVE GAME"** option to save your current game position so you may continue later at the exact point where you left off. If **"CONTINUE"** is selected, you will be able to resume play from the beginning of that scene. You will return to the title screen if the **"EXIT"** option is selected.



## Controls

Use the directional pad to control Lance's movement. The directions you will require are **UP** (top button) to move into the distance, **DOWN** (bottom button) to move closer, **LEFT** (left side button) and **RIGHT** (right side button) on the directional pad. Use the "B" button for an action rather than a direction such as jumping, throwing or any other action that is required to complete a scene.



## Playing BrainDead 13

You control Lance's reactions to the events that happen around him. As you watch the animation, you must decide which direction Lance should move and when.

Timing is very critical and often you may make a correct move at the wrong time. Many scenes require more than one move. Don't be surprised if Lance doesn't move immediately.

The **"Good Beep"** (higher tone) lets you know that your move has been accepted.





You must defeat all the characters that you encounter along your mission, including Fritz, to get to Dr. Nero Neurosis himself and win the game!

You have an unlimited number of lives in **BrainDead 13** and you'll probably need them all! Keep in mind that timing is critical!



**Note: Scenes will not necessarily appear in the following order.**

### **The Garden:**

A deadly maze crawling with man-eating vines, spiked pits and killer mushrooms. Fritz won't be far behind, so don't lose your head! Watch the "Statue of Limitations".



### **Bedroom:**

The Slasher may keep you awake, but if he doesn't, the sheets may have a ghostly effect.



## Vivi's Funeral Salon:

The voluptuous vampiress will give you more than just a little off the top. The manicure is to die for and the experience could leave you feeling quite drained.



## Moose:

Not so bright, but he has an assortment of athletic attacks. Be quick as lightning or you may need some athletic support!



## Witches:

In two separate rooms, sisters Evil Left Iris and Evil Right Iris will try and make your visit a CATastrophe. They'd like to have you for dinner, so make other plans and keep your eyes peeled!



## Cellar:

Keep a cool head... the centipede has a leg up on you and the spider is looking to weave a tangled web.



## **Kitchen:**

Cajun cookin' is the special today... the gator has something hot 'n spicy in mind for you! If you can't stand the heat, stay away from the stove!



## **Trophy Room:**

The symbols of excellence will hunt you down and Yeti will certainly wedge his way into your life.



## Fritz Room:

One-on-one, hand to hand combat. Do battle with Fritz and move to the final destination...

**"The Brain Chamber"!**




## Library:

The Librarian may throw some literary expression at you and the Bookworms will feed off your visit.



## Conservatory:

The marionette may look friendly, but there's strings attached!



## Copyright

'BrainDead 13' is a trademark of ReadySoft Incorporated ©1995; Character designs, all audio, visuals, concept and programming ©1995 ReadySoft Incorporated. ALL RIGHTS RESERVED.

## Disclaimer

Although ReadySoft Incorporated believes this program performs the functions described in this guide, the program is provided **"as is"** without performance warranties of any kind, either expressed or implied, including but not limited to, the implied warranties of merchantability and fitness for a particular purpose. The entire risk as to the quality and performance of this program is with you.





## Limited Warranty

ReadySoft Incorporated warrants the CD from manufacturing defects for a period of 90 days from the date of purchase. Should the CD fail in the course of normal use within this 90 day period, ReadySoft Incorporated will replace it. It is the responsibility of the purchaser to bear the cost of shipping these items to ReadySoft Incorporated and to provide proof of purchase within the 90 day period.

To receive warranty service, please contact ReadySoft Incorporated at:

**(905) 475-4801 ext. 729**





## Items Beyond Warranty

If the CD fails beyond the warranty period, it will be replaced for \$20.00 U.S. (including shipping).

When sending goods back to ReadySoft Incorporated for repair from outside Canada, please mark the outside of the package

**"DEFECTIVE CANADIAN  
GOODS BEING RETURNED  
FOR REPAIR".**

Only defective product returned by regular postal service will be accepted.

## **ReadySoft's World Wide Web Site**

On our World Wide Web Site you will be able to access a wide range of information on our latest products. Also available is access to order forms for games and merchandise along with video clips of other ReadySoft titles.

To access our site, use your favorite Web browser from your Internet account and access:

<http://www.readysoft.com>

## **ReadySoft's Internet Address for Technical Support**

[tech@readysoft.com](mailto:tech@readysoft.com)

## **Customer Support**

If you are experiencing any technical problems, or have any questions regarding this game or other ReadySoft titles, you can reach Technical Support/Customer Service at:

**ReadySoft Incorporated**

3375 14th Ave., Units 7&8

Markham, Ontario

Canada L3R 0H2

Tel: **(905) 475-4801 ext. 729**

Fax: **(905) 475-4802**

Office hours are Mon.- Fri., 9am - 5pm E.S.T.

ReadySoft has a 24 hour, 7 day a week BBS available for customer inquiries, support and files. Our BBS number is:

**(905) 475-4803**

## **WARNING: READ BEFORE USING YOUR ATARI VIDEO ENTERTAINMENT SYSTEM--**

A very small percentage of individuals may experience epileptic seizures when exposed to certain light patterns. Exposure to these patterns or backgrounds on a television screen or while playing video games may induce an epileptic seizure in these individuals. Certain conditions may induce previously undetected epileptic symptoms even in persons who have no history of epilepsy. If you or anyone in your family has an epileptic condition, consult your physician prior to playing. If you experience any of the following symptoms while playing a video game - dizziness, altered vision, eye or muscle twitches, loss of awareness, disorientation, any involuntary movement, or convulsions --- IMMEDIATELY discontinue use and consult your physician before resuming play.

## **WARNING TO OWNERS OF PROJECTION TELEVISIONS--**

Still pictures or images may cause permanent picture-tube damage or mark the phosphor of the CRT. Avoid repeated or extended use of video games on large screen projection televisions.







ReadySoft Incorporated  
3375 14th Ave., Units 7&8  
Markham, Ontario, Canada L3R 0H2  
Tel: (905) 475-4801 Fax: (905) 475-4802  
Internet: <http://www.readysoft.com>

'BrainDead 13' is a trademark of ReadySoft Incorporated ©1995; Character designs, all audio, visuals, concept and programming ©1995 ReadySoft Incorporated. ALL RIGHTS RESERVED.

Atari, the Atari logo and Jaguar are trademarks or registered trademarks of Atari Corporation. This software is authorized by Atari for use with the Jaguar CD Interactive Multimedia System.

Product of Canada