

Available Autumn 2004

Cabela's  
**BIG GAME  
HUNTER**  
2005 ADVENTURES  
HUNT 36 BIG GAME ANIMALS



WORLD'S  
**#1**  
HUNTING GAMES

Live the  
Adventure!

ACTIVISION *Cabela's*

ACTIVISION Asia Pacific, Level 5, 51 Rawson St, Epping NSW 2121, Australia  
© 2004 Activision, Inc. and its affiliates. Deer Hunt, Deer Hunt 2005 Season and Big Game Hunter are trademarks, and Activision is a registered trademark, of Activision, Inc. and its affiliates. All rights reserved. Cabela's and the Cabela's logo are registered trademarks of Cabela's Incorporated. Render Ware is a registered trademark of Canon Inc. Portions of this software are Copyright 1998-2004 Criterion Software Ltd. and its Licensors. All rights reserved. All other trademarks and trade names are the property of their respective owners. Microsoft, Xbox, Xbox Live, and the Xbox and Xbox Live logos are either registered trademarks or trademarks of Microsoft Corporation in the United States and/or other countries and are used under license from Microsoft.


<http://www.replacementdocs.com>

75029.226.AU

XBOX

LIVE ONLINE ENABLED

WORLD'S  
**#1**  
HUNTING GAMES



*Cabela's*  
**DEER HUNT**  
2005 SEASON

ACTIVISION

## SAFETY INFORMATION

### About Photosensitive Seizures

A very small percentage of people may experience a seizure when exposed to certain visual images, including flashing lights or patterns that may appear in video games. Even people who have no history of seizures or epilepsy may have an undiagnosed condition that can cause these "photosensitive epileptic seizures" while watching video games.

These seizures may have a variety of symptoms, including lightheadedness, altered vision, eye or face twitching, jerking or shaking of arms or legs, disorientation, confusion, or momentary loss of awareness. Seizures may also cause loss of consciousness or convulsions that can lead to injury from falling down or striking nearby objects.

Immediately stop playing and consult a doctor if you experience any of these symptoms. Parents should watch for or ask their children about the above symptoms. Children and teenagers are more likely than adults to experience these seizures.

The risk of photosensitive epileptic seizures may be reduced by sitting farther from the television screen, using a smaller television screen, playing in a well-lit room, and not playing when you are drowsy or fatigued.

If you or any of your relatives have a history of seizures or epilepsy, consult a doctor before playing.

**Other Important Health and Safety Information** The Xbox Instruction Manual contains important health and safety information that you should read and understand before using this software.

### Avoid Damage to Your Television

**Do not use with certain televisions.** Some televisions, especially front- or rear-projection types, can be damaged if any video games, including Xbox games, are played on them. Static images presented during the normal course of gameplay may "burn in" to the screen, causing a permanent shadow of the static image to appear at all times, even when video games are not being played. Similar damage may occur from static images created when placing a video game on hold or pause. Consult your television owner's manual to determine if video games can be played safely on your set. If you are unable to find this information in the owner's manual, contact your television dealer or the manufacturer to determine if video games can be played safely on your set.

Unauthorized copying, reverse engineering, transmission, public performance, rental, pay for play, or circumvention of copy protection is strictly prohibited.

# Cabela's DEER HUNT 2005 SEASON

|  |    |
|--|----|
| <b>Xbox Live™</b> .....                | 2  |
| <b>Controls</b> .....                  | 3  |
| Hunting Controls .....                 | 3  |
| Vehicle Controls .....                 | 3  |
| <b>Menu Navigation</b> .....           | 4  |
| Main Menu .....                        | 4  |
| Quick Hunt .....                       | 4  |
| Career Hunt .....                      | 4  |
| Options .....                          | 4  |
| Hunting Tips .....                     | 4  |
| High Scores .....                      | 4  |
| Credits .....                          | 4  |
| <b>Career Hunt</b> .....               | 5  |
| Profile Screen .....                   | 5  |
| Difficulty Level .....                 | 5  |
| Character Selection .....              | 6  |
| Bonus Characters .....                 | 7  |
| Get Ready .....                        | 8  |
| Target Range .....                     | 8  |
| Outdoor Range .....                    | 8  |
| Indoor Range .....                     | 8  |
| Contests .....                         | 8  |
| Missions .....                         | 9  |
| Hunt .....                             | 9  |
| Select gear .....                      | 9  |
| AUTOEQUIP .....                        | 9  |
| Location .....                         | 9  |
| Guide .....                            | 10 |
| Log Cabin .....                        | 10 |
| Scoring .....                          | 11 |
| Save Game .....                        | 11 |
| Options .....                          | 11 |
| <b>Playing the Game</b> .....          | 11 |
| Quick Hunt .....                       | 11 |
| Hunting .....                          | 11 |
| The Game Screen .....                  | 12 |
| Game Modes .....                       | 13 |
| Wilderness Tracking .....              | 13 |
| Stand Hunting .....                    | 13 |
| Pause Menu .....                       | 13 |
| Options .....                          | 14 |
| Item Selection Menu .....              | 14 |
| Using Firearms and Bows .....          | 14 |
| The Scoring System .....               | 15 |
| Typical vs. Non-Typical .....          | 15 |
| <b>Items in Deer Hunt</b> .....        | 16 |
| Equipment .....                        | 16 |
| Firearms and Bows .....                | 17 |
| Accessories .....                      | 19 |
| Automatic Tracking System .....        | 20 |
| <b>Locations</b> .....                 | 20 |
| <b>Wildlife in Deer Hunt</b> .....     | 24 |
| <b>Credits</b> .....                   | 28 |
| <b>Product License Agreement</b> ..... | 31 |
| <b>Warranty Replacements</b> .....     | 32 |
| <b>Customer Support</b> .....          | 33 |

## XBOX LIVE™

### Take Deer Hunt 2005 Season Beyond the Box

Xbox Live™ is a high-speed or broadband Internet gaming community where you can create a permanent gamer identity, setup a Friends List with other players, see when they're online, invite them to play, and talk to them in real-time as you play.

### Connecting

Before you can use Xbox Live, you need to connect your Xbox console to a high-speed or broadband Internet connection and sign up for the Xbox Live service. To determine if Xbox Live is available in your region and for information about connecting to Xbox Live, see [www.xbox.com/connect](http://www.xbox.com/connect).

### Xbox Live Scoreboards

Once you've taken that monster trophy, you can post your score using Xbox Live! On the Main Menu, choose High Scores and then choose Scoreboards. There are 10 scoreboards available - one for each species of deer, and one that tracks Longest Shot. After signing in, you can choose to post your own scores, or view the scoreboards. You can view the scoreboards in any of the following categories:



**Friends** - view the high scores posted by people on your Friends List.

**My Scores** - view where you stand in the rankings.

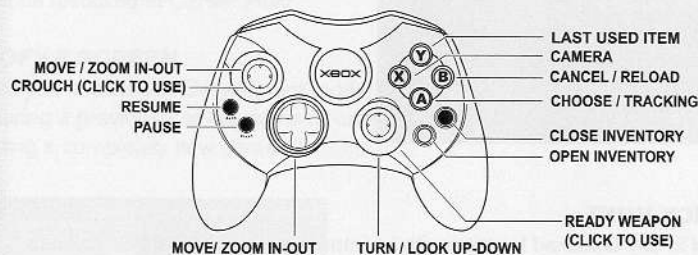
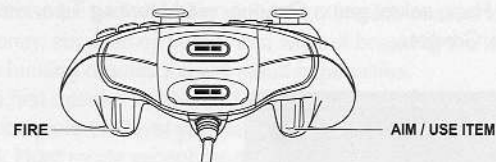
**Top Scores** - check out the top trophy scores posted by other players.



## DEFAULT CONTROLS

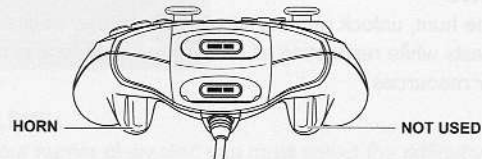
### Hunting:

Movement and firearm/bow handling.



### Vehicle:


For the operation of drivable vehicles.



## MENU NAVIGATION

### MAIN MENU

From the Main Menu, you can start a complete hunt in Career Hunt mode, go for a Quick Hunt, select game Options, read Hunting Tips, view High Scores or watch the Credits.



### QUICK HUNT

Hunt in any unlocked location with no impact on your resources. You can practice firearm/bow and item usage, learn more about the region and apply all of this in Career Hunt.

### CAREER HUNT

Play a complete hunt, unlock regions as you go and play Missions and shooting Contests while respecting all hunting regulations and carefully managing your resources.

### OPTIONS

Set the audio and controller options or restore the defaults.

### HUNTING TIPS

Read tips on how to play the game.

### HIGH SCORES

View the list of saved high scores.

### CREDITS

View the Deer Hunt 2005 Season credits.

## CAREER HUNT

The Career Hunt option gives you a full hunting experience, including progression from a novice with little equipment to an amateur hunter, then to an expert hunter with a cabin full of equipment and trophies. The goal is to reach the bag limits for each hunting region and in each season without running out of money, supplies or health, and without breaking the law. Disregard for the hunting regulations will result in penalties. After entering the first desired location, all incomplete locations will become locked until you complete the level you have chosen. You can try any of the locations in Quick Hunt mode except for the private property ranches which must be unlocked in Career Hunt.

## PROFILE SCREEN

Once you choose the Career Hunt mode, you are asked to choose from restoring a previously saved game or creating a new hunter character and starting a completely new career.



## DIFFICULTY LEVEL

After creating your hunter character, you must select the difficulty level you wish to play.



# Cabela's DEER HUNT 2005 SEASON

Choose **EASY** if you're a new, inexperienced hunter. On this difficulty level, deer are more responsive to calls, have less acute senses and you can benefit from aids like the Trophy Beacon (which marks the position of every game animal on the map by a red dot) or the Bullet Camera (see through the bullet as it transverses the space between you and the target) and the game is more forgiving of your aiming. Deer are frequent, but trophy scores are poor.

Choose **MEDIUM** if you are an amateur hunter. Deer frequency on the map is decreased and luring deer is more difficult and requires more patience. Aids such as the Bullet Cam are disabled and bad aiming is more severely penalized.

Choosing **HARD** really puts your hunting knowledge and skills to the test. Lures, calls and decoys are much less effective, and taking down deer requires a combination of stealth, skill with your firearms and a depth of knowledge about the wild. This is the difficulty that expert hunters play.

## CHARACTER SELECTION

Character selection in Deer Hunt 2005 Season is more than just cosmetic: each character has special skills and weaknesses.

There are a series of attributes that you should observe for each hunter, such as aiming accuracy, resilience, strength, tracking experience and stealth. Choose the character that best suits you. When you choose your character, you can also choose 5 different faces for that character by scrolling through the options under "Skin". Here's where you'll also choose the Log Cabin where your trophies will be put on display.



# Cabela's DEER HUNT 2005 SEASON

## BONUS CHARACTERS

As you advance in the Career Mode, you'll unlock new and exciting characters to play with. They are experts in particular areas of hunting experience, so be sure to check them out.

You can unlock new characters by completing the game on any of the available difficulties; easy, medium or hard.

| Character                       | Strengths   | Weaknesses   |
|---------------------------------|---|--|
| <b>Teenage male</b>             | He can shoulder heavy loads while walking long distances without losing too much stamina.   | His stealth and tracking abilities are not the greatest.                                     |
| <b>Mid-40s male</b>             | He's able to handle the heaviest firearms and equipment without an excessive loss of stamina.   | His accuracy, stealth and tracking abilities are somewhat average.                           |
| <b>Mid-60's male</b>            | Has top-notch tracking abilities along with exceptional accuracy and stealth.   | A lack of strength and resilience allows him to tire easily.                                 |
| <b>Teenage female</b>           | A good shot and somewhat resilient.   | She can't carry a lot of heavy equipment and her tracking abilities are largely undeveloped. |
| <b>Mid-30s female</b>           | Her accuracy is incredible and she's stealthy when she needs to be.   | Her tracking does need a little work.  |
| <b>Bonus Character: Peter</b>   | As a former sniper in the Army, Peter's accuracy and stealth are off the charts.  | Unfortunately, his tracking ability leaves a great deal to be desired.                       |
| <b>Bonus Character: Jim</b>     | He was raised in a family of hunters. His tracking expertise is incredible while his strength and resilience are second to none.  | His shot is just about average and he's never been very stealthy.                            |
| <b>Bonus Character: Patrick</b> | Strong as a bear and resilient as stone, Patrick is about the best there is when it comes to hunting deer. He also has a rock-steady aim and superb tracking abilities. | Stealth is not his strongest asset, but his strengths make up for any shortcoming.           |

# Cabela's DEER HUNT 2005 SEASON

## GET READY

From here you can select which location you would like to hunt. There are also Missions to complete and Contests to win. As you progress through each region and season, more Missions and Contests will become unlocked that you can try. If you want to practice your shooting or sight your firearm or bow for better aiming, enter the Target Range.



## TARGET RANGE

Select your location:

- **Indoor Range:** Sight and test your firearm for better aiming. Targets are on tracks so you can easily see your shot grouping.
- **Outdoor Range:** Try out various targets with your firearm or bow. Practice on separate ranges for rifles, shotguns, handguns and bows.



## CONTESTS

A good place to earn some extra cash and become a better shot. These outdoor and indoor shooting contests become unlocked while completing the various hunting regions.

# Cabela's DEER HUNT 2005 SEASON

## MISSIONS


Test your skills as a hunter. Complete all of them to unlock some new items. Like Contests, the Missions will become available as you progress through the hunting locations.

## HUNT

Are you ready for the best deer hunting in North America? Hunt your way through the public hunting grounds of Montana, New Mexico, Colorado, Oregon and British Columbia. When you have completed each season on the public hunting grounds, you can start unlocking the private ranches in Texas, Florida, Arizona and Nebraska. In these regions you will be able to stalk some exotic and unusual species of deer.

### • SELECT GEAR

Here you can select the equipment you want to bring with you in the hunt. You can add items to your inventory. From your inventory, you can choose what items you would like to put into your backpack and take out into the field.



### • AUTOEQUIP

Don't want to spend your time picking out gear? Let AUTOEQUIP choose a selection of items for you that works for the region and season you have selected.

### • LOCATION

When you begin your Career Hunt you must choose a region and a season in which to start. At the start of the game, all five of the public hunting grounds are open to you. After choosing a region, all others then

# Cabela's DEER HUNT 2005 SEASON

become locked until you complete both seasons in the region you first selected. Upon completion, you can then select from the four remaining regions. When you've completed all the public hunting grounds, you can begin unlocking the private ranches. And make sure you choose which area you want to start in before entering into a region.



## • GUIDE

For each region, information regarding that region, including deer, hunting regulations and expert hunting advice is available. Choose the guide for that information. Always read the guide before entering a new location; knowledge about the game animal you're hunting and the location features could be the factors that make your hunt successful one.



## LOG CABIN

In the Log Cabin you can see the trophies you have taken at any given stage in the game up on your wall. You can view specific information for each trophy such as scoring, time of kill, shooting distance and the firearm or bow used.

# Cabela's DEER HUNT 2005 SEASON

Also inside the Log Cabin is your Log File which records the regions you've entered, the animals you've hunted and other vital statistics.



## SCORING

On this screen you can see information about the highest scoring deer of each species that you have taken, as well as your current player stats. And by using the code at the bottom of each record, you can post your high score at [www.cabelasgames.com](http://www.cabelasgames.com).

## SAVE GAME

Saves progress of the game.

## OPTIONS

Here, the music volume and effects volume can be adjusted separately. You can also select your controller configuration, turn the controller vibration on or off and restore all settings to their default positions.

## PLAYING THE GAME

### QUICK HUNT

The Quick Hunt mode allows you to practice hunting, with no effect on your resources. All items are free in Quick Hunt.

### HUNTING

After having equipped yourself with the suitable items, the real hunt begins. In Deer Hunt there are two main camera modes: the 1<sup>st</sup> person view and the 3<sup>rd</sup> person view. You should use the 1<sup>st</sup> person perspective mainly for handling weapons and items and the 3<sup>rd</sup> person view for moving through the environment and for vehicle use.

## THE GAME SCREEN

On the game screen, there are a few elements that you should always check if you desire a successful and trouble free hunt.



The **Energy/Health Indicator**, a human-shaped meter, is one of the most important elements to look for, as when energy reaches the critical level you will be transported to the lodge for immediate medical attention, and will be forced to restart the hunt. You can restore energy using the daily rations, by drinking water from your hydration bladder or sleeping in your tent. Always choose the appropriate camping accessories and clothing for better chances of survival in the environment. Damage can be healed using the medical kit.

Very closely related to the energy meter, the green **Stamina** meter shows your ability to run and also has an impact on your aim. Just rest for a while and the stamina will recover. Keeping the stamina level too low for long periods results in health loss.

You can easily check your stealth by looking at the **Stealth Meter**.

Inside the Stealth Meter, the flag shaped **Wind Indicator** helps you to keep track of the direction the wind is blowing and therefore allows you to always keep downwind from your game.

The **Compass** is a very valuable tool in the wilderness. You'll never get lost if you also bring a map.

If your weapon is readied, the game screen will also show what **weapon** you are using and the **ammunition** you have left to fire without reloading.

There's no ammo limit. You can reload your weapon as many times as you like; however, a good hunter never fires his gun unless he's sure of his kill.

## GAME MODES

The goal for the hunt is to reach the bag limits for the location you have selected. Only legal trophies will be taken into account. Any illegally gained trophies will result in penalties. You should always check the hunting guide for hunting regulations or else you'll learn about them the hard way. *There are two modes of hunting: Wilderness Tracking and Stand Hunting.*

## WILDERNESS TRACKING

Wilderness Tracking allows the hunter to look for deer as they roam each of the hunting regions. This mode of hunting requires the use of Navigation Tools and carefully watching for any signs of animals, such as animal tracks. It is here where the Automatic Tracking system proves to be invaluable. Discovering animal passage signs can sometimes be difficult and very much depends on your tracking experience. You will also be using your hunting accessories, such as calls and scents. It is best to bring a map or a GPS, for it is very easy to get lost in the wilderness. When hunting animals with a very keen sense of smell, it is very important to always stay downwind from the pursued game. To accomplish this, check the wind indicator as often as you can and carefully watch your stealth meter.

## STAND HUNTING

Stand Hunting allows you to remain in one location and wait out the desired target. Once you have found a desirable place to set up a stand, you can select the gear from your inventory. This mode of hunting relies heavily on using hunting accessories, such as calls, lures and decoys. It is also important for you to notice any signs of animals in order to select the best locations to set up your stand.

## PAUSE MENU

Pressing the START button will bring up the pause menu. This also allows you to change game options, set sound volume and restart the map without leaving the location.



# Cabela's DEER HUNT 2005 SEASON

## OPTIONS

Select the preferred controller configuration for the hunter and the vehicle. Sound and music volumes can be adjusted separately. You can also turn controller vibration on and off. Also, all settings can be set back to their default positions.

## GAME OPTIONS

**Trophy beacon:** Where available, lets you turn on and off the Trophy beacon display.

**Auto claim trophy:** When you kill an animal, the trophy is automatically awarded the moment it has died.

**Bullet camera:** When turned on, for each shot that you take, you'll follow the projectile until impact.

**Invert Y:** Invert the look up and down control.

**Show HUD:** When set to off, on-screen indicators aren't displayed.

## ITEM SELECTION MENU

Open your Item Selection Menu by pressing the Black button. Exit by pressing the White button or by selecting an item. This menu shows the items in your backpack. Just select the piece of equipment you want to use. You can also see your bag limit, what you've hunted, the time, the date and the temperature.

## USING FIREARMS AND BOWS

You can choose from a wide selection of hunting arms, ranging from bolt-action rifles, shotguns or lever action rifles to handguns and archery equipment.

You should always sight your firearms after purchase to ensure an accurate, clean shot. Select the firearm from your backpack using the **ITEM SELECTION** menu. Each has an aiming mode, which offers greater accuracy. You should always use the aim mode, except for the situations when there's no time to prepare your shot, such as when an animal is charging the hunter. In the default controller configuration, use the Left Trigger to aim.

# Cabela's DEER HUNT 2005 SEASON

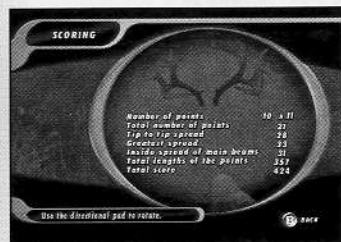
## THE SCORING SYSTEM

Scoring your trophies is an important part of your hunting life. The game provides automatic measuring and accurately tells you the score for your trophy.



## TYPICAL VS. NON-TYPICAL

Deer antlers can come in many shapes and sizes. When a rack is symmetrical overall and the beams, tines, and points all match up on either side, you have bagged a typical buck. But watch out for the rarer non-typical buck. These guys can have some wild rack shapes, caused by genetics, their environment, and damage to the antlers while they were growing. A sure sign if you got a non-typical buck is the number of points on each side. If they don't really match up, he's a non-typical.



## ITEMS IN DEER HUNT

The items are grouped into several categories, by their purpose.

### EQUIPMENT

This category deals mostly with wilderness survival and orientation.

#### Light Weight Tent

A tent for warm climate locations.

#### Medium Weight Tent

This tent gives you average protection from the elements.

#### Heavy Weight Tent

A tent that provides a large energy boost, even in the coldest weather.

#### Tree Stand

Install in any suitable tree and lure in your game.

#### Tripod Stand

Hunt above the ground without the need for a tree.

#### Ground Blind

Hide from game inside this durable blind.

#### Forest Blind

A different camo pattern makes this blind effective for forested regions.

#### Winter Blind

A good blind for blending into snowy ground conditions.

#### Binoculars

Provides a means to see game from a distance.

#### Spotting Scope

Very similar to binoculars, it provides higher zoom levels.

#### Range Finder

In addition to high zoom levels, the rangefinder provides you with automatic distance readings to help you calculate your shot.

### GPS

You will never get lost with this Global Positioning System, which provides latitude and longitude readings, and allows you to place markers to trace your route.

### Map

Indicates your position on the map and other important spots, such as cabins in the area.

### Hydration Bladder

Carries water supplies and can quickly restore some energy when needed.

### Daily Rations

Food supplies that will increase your energy.

### Self Heating Meal

Eating this helps to increase your energy.

### Medical Kit

Use this to heal damage taken on body parts. It will first heal your legs and then the rest of your body.

## FIREARMS & BOWS



#### 12 Ga. Pump Shotgun

This shotgun holds four rounds of buckshot. This shotgun is a great choice for close range hunting, but is limited to about 50 yards.



#### .30-30 Lever Action Rifle

This century-old hunting classic continues to be popular today. A heavy bullet and short barrel combine to make the .30-30 a perfect choice for hunting in thick woods or brush.



#### .243 Semi-Automatic Rifle

The .243 is a great long distance, flat shooting caliber. Add some high quality optics and you'll get an excellent deer rifle.

# Cabela's DEER HUNT 2005 SEASON



## **.30-06 Semi-Automatic Sportster**

The .30-06 is one of the most used calibers, and this semi-automatic model allows quick reloads and follow-up shots. It is capable of firing with reasonable accuracy over long distances with good optics.



## **.30-06 Bolt-Action Rifle**

The .30-06 bolt action rifle is a hunting classic with the ability to cleanly take down game at long range. With a good scope, this is a great rifle for beginners and experienced hunters alike.



## **.270 Bolt-Action Rifle**

At this caliber, a rifle becomes a real threat for any deer. Easy to handle, but not ideal for a long range contest.



## **.280 Bolt-Action Rifle**

The .280 fires a slightly heavier 150 grain bullet than the .270, but is still capable of long range accuracy. There is a little more drop at long distances, but with experience this rifle can be a hunter's best friend.



## **.300 Magnum Bolt-Action Rifle**

The .300 Mag is one of the most accurate hunting rifles in the world. With properly sighted optics, this rifle can consistently down the biggest trophies at extremely long ranges.



## **.44 Magnum**

The .44 Magnum is a hard hitting pistol at close range, but the heavy, wind resistant bullet severely limits its range.



## **Recurve Bow**

Employed by archery traditionalists, this recurve features a 60 pound weight at a 28 inch draw. No let off means you can't hold the bow drawn for very long. There are no sight pins on this bow, so practice is essential in developing a good shot.

And more firearms waiting to be unlocked...

# Cabela's DEER HUNT 2005 SEASON

## ACCESSORIES



### **Scent Doe Estrus**

Attracts rutting bucks.



### **Scent Cover**

Scent cover will mask your own odor.



### **Rattling Antlers**

Attract deer with these synthetic antlers by simulating the sounds of bucks fighting.



### **Bleat Call**

Attracts rutting bucks.



### **Grunt Call**

Using the right call will help draw in the deer.



### **Deer Feeder**

Set up a deer feeder to lure in your game.



### **Deer Decoys**

The many species of deer all have a doe and a buck decoy so you can lure in the perfect trophy.

## CLOTHING



Choosing appropriate clothing for your hunt is very important. Not only do some regions require blaze orange during some seasons, but clothing can also affect your health. Wearing heavy clothing in summer or light clothing in winter will cause your hunter's health to decrease significantly.

And many more...

## THE AUTOMATIC TRACKING SYSTEM

This gives you valuable information on the movements of game animals, indicating the direction and age of the trail together with the species that the animal belongs to. Tracking results can be good or bad according to your character's tracking experience.

## LOCATIONS

### Montana



**Whitetail Deer**  
Montana. In Spanish, its name means "mountain", which becomes quite evident if you decide to cross one of the state's 40 or so mountain ranges. This "Big Sky Country" has a long and legendary hunting tradition. Many seasoned hunters come here for the deer hunt of a lifetime. Along Montana's highland

streams and rivers, in the cottonwoods and shrubs, you're sure to see Whitetail Deer. Although they may be hard to spot through this region's dense pine forests. Keep an eye on where you step! This rugged landscape and its sharp changes in elevation can provide a rewarding hunt or a near-death experience. If you gaze too long at Montana's beautiful vistas, you may find yourself tumbling over a cliff.

### New Mexico




**Desert Mule Deer**  
With towns like Roswell, Truth or Consequences, and Silver City, New Mexico is certainly an out-of-the-ordinary sort of place. It is also home to some exceptional deer hunting. New Mexico's terrain can range from low elevation deserts and shrub lands to river bottoms and Ponderosa forested mountain

country. Its arid climate and seemingly sparse collection of animals may be

deceiving at first. But take the time to look, and you'll find a hidden diversity of wildlife. Desert Mule Deer are especially abundant. With a little patience, you'll be able to get some really high-scoring Desert Muleys. They're browsers, so look for them feeding among the green leaves, twigs, lower branches of trees, and various grasses scattered throughout the region.

### Colorado



**Rocky Mountain Mule Deer**  
Colorado is home to the great Colorado Rocky Mountains. Its landscape contains Pike's Peak, Castle Peak, Mount Massive, and 49 other mountains over 14,000 feet. Because of the extreme altitudes, the air is thinner, the sky is bluer and the weather is unpredictable. Although many of its

mountaintops have been flattened by ancient erosion, glaciers have left steep scars, U-shaped valleys, and lakes. Moving through this land of giants are some big Rocky Mountain Mule Deer. Because this is some of the steepest back country in the U.S., they can be found at elevations of up to 11,000+ feet. They migrate up and down seasonally to avoid heavy snows.

### Oregon



**Columbian Blacktail Deer**  
This was the final stop for many settlers heading west on the legendary Oregon Trail. As far back as 1841, gold seekers, fur traders, and pioneers hunted game animals through these forested mountain slopes and sagebrush plateaus. The Cascade Mountains in particular are note-worthy. They are wetter

than most of Eastern Oregon, and they have good Blacktail deer populations. Dense coniferous forests and some steep inclines and gorges make this some difficult terrain to hunt. Use elevation to your advantage. Columbian Blacktails are experts at hide-and-seek. They use the thick foliage to their advantage as they lie motionless, waiting for a hunter to pass.

### British Columbia



**Sitka Deer**  
British Columbia is Canada's westernmost province. On its north coast and the adjacent mountains, Sitka Deer can be found. This area is home to some of Canada's oldest and largest trees; the Sitka is able to hide well in this terrain. In many places the mountains rise in sheer cliffs along the seacoast, forming deep, narrow inlets similar to the fjords of Norway. Covered in glaciers, they make up some of the most beautiful scenery in North America. In fact, the many islands of the coast are tips of this partially submerged mountain range.

### Texas



**Sika Deer**  
In Texas you will be hunting the Sika Deer. Although native to parts of Siberia and Japan, these deer were introduced into 77 different counties in Texas many years ago. As far back as 1930, Texas has been introducing exotic game species onto its landscape. This makes for some awesome hunting for deer species you normally wouldn't get the chance to stalk. The patchwork of brush cover and open grassland found in the Texas Hill Country are ideal for this deer. The region's semi-arid climate and rough terrain produce Texas wintergrass and Texas sotol—two of the Sika's favorite food.

### Nebraska



**Fallow Deer**  
Although Nebraska is considered a plains state, there is considerable changes in elevation in this region. It also has one of the best supplies of surface and underground water in America. This can make for some ideal deer habitats. Fallow Deer is your quarry here. Not native to the area, it has been imported into private land from the Mediterranean and Asia Minor. It is a beautiful and challenging species to hunt. In Nebraska, it grazes on grasses and herbaceous plants in summer, and browses on the woody parts of deciduous trees and conifers in winter.

### Florida



**Axis Deer**  
Florida, The Sunshine State, has a warm and swampy landscape that is an ideal place for the Axis Deer. This species is originally from India; they were introduced onto private range land decades ago. The dense shaded wilderness and ample water supply of Central Florida are very friendly to the Axis Deer. To the North, near Lake Okeechobee, the interior of the peninsula is hilly and is dotted by numerous lakes. The highest hills are a little more than 300 feet above sea level, but the area is sometimes called the Central Highlands or the Backbone of Florida.

# Cabela's DEER HUNT 2005 SEASON

## Arizona



**Coues Deer**  
Arizona's landscape is one of great diversity. Arid mountains and valleys, lofty plateaus, deep canyons, and large expanses of desert make it one of the most beautiful states in America. And of course, it is also home to the Grand Canyon. This scenic beauty, coupled with great deer hunting, has made

Arizona very popular with hunters. Coues Deer make their home in Arizona. They live on slopes of brush and cactus which can offer sparse cover. This terrain makes having good optics almost essential. Use the tops of ridges to spot them and then stalk them. Great patience and stealth will reward you with some trophy Coues bucks.

*The hunting seasons, laws, regulations and any other design elements presented in this game are not guaranteed to be accurate and should not be considered a reference source. To learn about hunting in a given area, contact that area's DNR (Department of National Resources) office.*

## WILDLIFE IN DEER HUNT

### Whitetail Deer



White-tailed deer refers to the white underside of the tail, which is held aloft like a signaling flag when the animal is alarmed or running. The adult whitetailed deer has a bright reddish brown summer coat and a duller grayish brown winter coat. The belly of the deer is white. The male has forwardly curved antlers that bear a number of

unbranched tines. Whitetail deer feed on a variety of vegetation, depending on what is available in their habitat.

# Cabela's DEER HUNT 2005 SEASON

### Desert Mule Deer



The mule deer is stockier than the related whitetailed deer. It stands 3-3.5 feet at the shoulder and is yellowish to reddish brown in summer, grayish brown in winter. The tail is white with a black tip. The male has antlers that fork twice above a short tine near the base; a mature male normally bears five tines on each antler. Mule

deer are browsers and eat fresh green leaves, twigs, lower branches of trees, and various grasses. The mule deer lives alone or in small groups. Desert mule deer are closely related to rocky mountain mule deer, with the exception of their preference for desert regions.

### Rocky Mountain Mule Deer



The mule deer is stockier than the related whitetailed deer. It stands 3-3.5 feet at the shoulder and is yellowish to reddish brown in summer, grayish brown in winter. The tail is white with a black tip. The male has antlers that fork twice above a short tine near the base; a mature male normally bears five tines on each antler. Mule

deer are browsers and eat fresh green leaves, twigs, lower branches of trees, and various grasses. The mule deer lives alone or in small groups. Rocky mountain mule deer are closely related to desert mule deer, with the exception of their preference for mountainous regions.

### Columbian Blacktail Deer



Columbian blacktail are very similar to Mule deer, although they are markedly smaller and have a longer tail. They are also a little bit more skittish than mule deer, although they are braver than whitetail. They frequent a wide variety of terrains, and feed on many types of vegetation.

# Cabela's DEER HUNT 2005 SEASON

## Sitka Blacktail Deer



The Sitka blacktail is native to the wet coastal rain forests of southeastern Alaska and northwestern British Columbia. Transplants have expanded its range. Sitka blacktails are smaller and stockier than Columbian blacktails and generally have smaller horns. Blacktails are gregarious, forming herds of mixed sexes

## Sika Deer



Sika tend to be a much darker deer than other species. They almost resemble a small elk rather than a deer. They have wide range of rack sizes, and tend to prefer woodlands over open areas.

## Fallow Deer



Fallow deer are an exotic species with a very unique appearance. Their antlers are palmated, much in the way a moose's antlers grow. They have keen senses, so move carefully. Look for spots on their coat.

## Axis Deer



Axis deer, also known as Chital, are a spotted deer with antler that reach high into the air. They are a beautiful and graceful species. They like to steer clear of difficult terrain, preferring the cool shade of trees near water.

# Cabela's DEER HUNT 2005 SEASON

## Coues Deer



The Coues deer is a subspecies of the whitetail deer. It is much smaller than most of its eastern cousins. Coat color is grayish-brown salt-and-pepper with white underparts. The tail is all white on the underside, gray to reddish-black on top, and is often carried high as an alarm signal. These smaller whitetails appear to have much larger tails

than whitetails in the East. The Coues deer is an herbivore and feeds on many trees and shrubs. Generally lives alone or in small groups.