



0904 Part No. X10-84150

BLINX 2 MASTERS OF TIME & SPACE

TOM TOM GANG



BLINX 2 MASTERS OF TIME & SPACE



ARTOON.

Microsoft
game studios

SAFETY INFORMATION

About Photosensitive Seizures

A very small percentage of people may experience a seizure when exposed to certain visual images, including flashing lights or patterns that may appear in video games. Even people who have no history of seizures or epilepsy may have an undiagnosed condition that can cause these "photosensitive epileptic seizures" while watching video games.

These seizures may have a variety of symptoms, including lightheadedness, altered vision, eye or face twitching, jerking or shaking of arms or legs, disorientation, confusion, or momentary loss of awareness. Seizures may also cause loss of consciousness or convulsions that can lead to injury from falling down or striking nearby objects.

Immediately stop playing and consult a doctor if you experience any of these symptoms. Parents should watch for or ask their children about the above symptoms—children and teenagers are more likely than adults to experience these seizures.

The risk of photosensitive epileptic seizures may be reduced by sitting farther from the television screen, using a smaller television screen, playing in a well-lit room, and not playing when you are drowsy or fatigued.

If you or any of your relatives have a history of seizures or epilepsy, consult a doctor before playing.

Other Important Health and Safety Information The Xbox Instruction Manual contains important health and safety information that you should read and understand before using this software.

Avoid Damage to Your Television

Do not use with certain televisions. Some televisions, especially front- or rear-projection types, can be damaged if any video games, including Xbox games, are played on them. Static images presented during the normal course of gameplay may "burn in" to the screen, causing a permanent shadow of the static image to appear at all times, even when video games are not being played. Similar damage may occur from static images created when placing a video game on hold or pause. Consult your television owner's manual to determine if video games can be played safely on your set. If you are unable to find this information in the owner's manual, contact your television dealer or the manufacturer to determine if video games can be played safely on your set.

WELCOME, TIME SWEEPERS!

Welcome, Time Factory Team! Our job, maintaining the orderly flow of time, has never been more important!

We are facing the biggest crisis in our history. Someone has shattered the ancient and mysterious Big Crystal, setting the universe on a path to utter destruction.

We must restore the normal flow of time or face universal chaos. Your help is vital!

YOUR MISSION

Travel to the ancient time worlds to learn why time is disappearing. You will encounter enemies bent on thwarting your mission, but you have powerful tools to assist you. You will:

- Sweep up trash to shoot at monsters created by time distortion (you can't sweep up time monsters—you have to shoot them).
- Gather time crystals to activate Time Controls, which will help you defeat enemies, overcome obstacles, and solve puzzles.
- Use every resource to outmaneuver the Tom Tom Gang, who may try to steal the Big Crystal fragments for their own nefarious ends!

If you remain tough, agile, and determined, you can overcome all enemies and restore the orderly flow of time.



CREDITS

ARTOON

Directors

Takuya Matsumoto
Naoto Ohshima

Development Producer

Yoji Ishii

Scenario Writer

Soshi Kawasaki

Art Directors

Masamichi Harada
Noriko Omizo

Artists

Koh Okamura, Nobuyuki
Maruyama, Tatsuro
Matsunaga, Aki Kobayashi,
Naoko Ito, Kanako Sato,
Yoshihiko Kawano, Hiroyuki

Kobayashi, Masato Shioura,
Teruyuki Kikuchi, Shogo
Akamine, Yoshihito Takahashi,
Norihiro Adachi, Tomohiro
Ishino, Ken Awata

Lead Programmer

Takuya Matsumoto

Game Programmers

Kouchi Watanabe, Shinji Iseki,
Manabu Kobayashi, Minoru
Ogawa, Tomoya Tateishi

Game Designers

Tajiri Miyajima, Ryouhei
Yamasaki, Naoki Kusaba,
Satoshi Noto, Takeshi Miiki,
Naoto Ohshima

Movie Producers

Koji Takeuchi •, Shunji Sakata

Movie Assistant Producer

Akira Shimizu •

Movie Director

Toshihiko Masuda •

Movie Creators

Noboru Shirahase, Ryoma
Yoshigai, Yoshinori Konishi,
Ryuji Shimatani, Koichi
Yamamoto, Kazuyuki Hada,
Katuki Tomishima, Shingo
Nakano, Masashi Sekine,
Sanae Sato, Keiki Takemoto,
Shigeo Matsumoto, Manabu
Kusunoki

Sound by

WAVEMASTER Inc.

Executive Sound Producer

Yukifumu Makino

Sound Producer

Keiichi Sugiyama

Sound Director

Keiichi Sugiyama

Sound Creators

Tomonori Sawada,
Keiichi Sugiyama

Sound Production Manager

Tatsuya Kozaki

MICROSOFT GAME STUDIOS

Program Managers

Shigeru Okada, Tacey Miller

Global Product Manager

Michael Johnson

Product Planning

James Spahn, Takayuki
Kawasaki, Walter Kong

Japan Test Lead

Sakiko Kano

US Test Lead

Rob Lamb

Japan Test Lead Assistant

Hiroyuki Nakamura

Japan Testers

Ryosuke Juji, Maya
Katsurashima, Wataru
Ohnuma, Shinya Utsumi,

Dai Hayasaka, Masatoshi
Kanamaru, Toshihiro Fuzawa,
Ken Murakami, Akane Sasho,
Shinobu Fujine, Takami
Kuramochi, Hitomi Yamaguchi,
Atsuko Yamada

US Testers

Michael McManus •,
Chris Mosconi •, Kazuko
Hass •, Robin Vincent •, Erik
Anderson •, Matt Edlington •

User Testing Specialist

Ray Kowalewski

US Writer

Eric Nylund

US Editors

Jason Groce
Cameron Crotty •

Localization

Tacey Miller, Kyoko
Watanabe •, Miho Horiuchi •

US Manual Writer

Jon Seal

US Manual Designers

Jeannie Voirin, Chris Burns •,
Doug Startzel •

Japan Manual Print Production

Eiichi Ogawa
Fumio Yagagida

Dev Lead

Aaron Nichols

Art Lead

Kevin A. Brown

Test Translator

Utako Tanaka

JPN Product Manager

Taro Hakodate

Product Support Leads

Steve Kastner
Rob Barlow

English Voice Casting & Direction

KBA Voice Production

Special Thanks

Shane Kim, AJ Redmer, Phil
Spencer, Beth Featherstone,
Norman Cheuk, Bonnie Ross,
Ray Nakazato, Tim Znamenezek,
Joji Sakaguchi, Earnest Yuen,
Blinx Test Team, Todd Stevens,
LouAn Williams, Sam Charchian,
Mike Minahan, Darren Steele,
Scott Lee, Blake Fischer, Dana
Fos, Korey Krauskopf, Greg B.
Jones, Curtis Neal, Humberto
Castaneda, Recon Testers, Blinx
2 MEG Team, Bruce Sharp,
Keith Steury, Josh Atkins, Kenei
Unoki, Kiyoteru Fujiki, Hak
Matsuda, Thomas Zuccotti, Tony
Cox, Stacie Scattergood, Yuko
Kusakabe, Ayako Sakamaki,
James Martin, David Alenick,
Isao Murayama, Yoshikazu
Kamata, Studio Zr All, Ken
Kato, Juliet Berry, Gryphon
Blazier, Adam Candland, Dallin
Candland, Jackson Conard,
Zachary Conard, Christian Doyle,
Ashley Larsen, Harlo Fos Lober,
Connor Peasley, Paul-John Pierot,
Aaron Whiting, Ed Fries

- = ArtSource
- = Telecom Animation Film Co., LTD
- = Volt

YOUR ENEMY: THE TOM TOM GANG

These criminal pigs are notorious skulkers and time thieves. Remember: They may be greedy and lazy, but they are also cunning and resourceful.

Tom Toms have used stolen time crystals to get treasure in the past. Now they are after the fragments of the Big Crystal, apparently not understanding the powers they are meddling with.

To all Time Sweepers: Remain vigilant! The sneaky Tom Toms can morph and control space, so these crooks can show up anywhere at any time and drop you into a void!



THREATS AND HAZARDS

Your mission takes you to distant worlds where you will encounter many dangers. Of course, the Tom Toms will try to thwart you, so keep your eyes and ears open!

TIME MONSTERS

The Tom Toms are not the only threat we face—far from it! When time goes bad, it forms time monsters. On your mission you will encounter many of these strange creatures. If you get too close to them, they can keep you from accomplishing your mission. You can defeat time monsters by shooting trash at them. When you do, they release time crystals. Sweep up those crystals to get the use of Time Controls. There are many kinds of time monsters, including these.

KEROFISH

This monster looks like a cross between a fish and a frog. It eats everything you shoot at its face; feed it a bomb to blow it up or shoot it in the back or side!



OCTOBALLOON

This menacing creature floats in the air and shoots trash at you.



SPIKER

When this creature attacks, its body sprouts sharp spikes.



BOSSES

On your mission you will also encounter some really major-league monsters. You have to be resourceful and brave to overcome these giant, aggressive enemies.

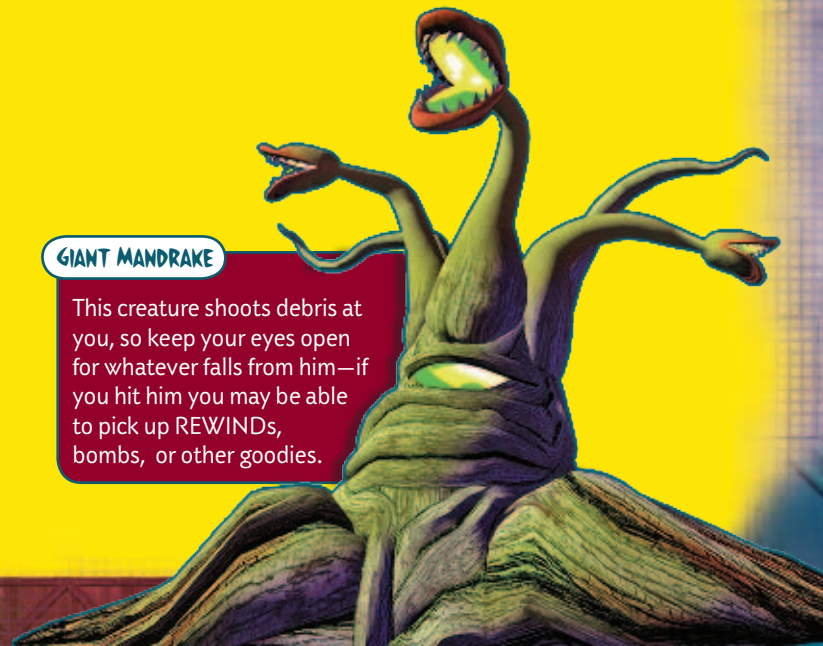
STONE GUARDIAN

If this boss lands on you, you are going to be one flat cat! Once he's knocked down, though, you'll have a chance!



GIANT MANDRAKE

This creature shoots debris at you, so keep your eyes open for whatever falls from him—if you hit him you may be able to pick up REWINDs, bombs, or other goodies.



THREE WAYS TO PLAY

As a Time Sweeper there are three ways to play through the adventures in Blinx 2.

SINGLE-PLAYER MODE

You can choose to meet all challenges by yourself. Many Time Sweepers prefer solo play, facing enemies and using Time Controls without assistance.

Have a friend who wants to get in on the action? No problem! You can switch from Single-Player Mode to Two-Player Co-op Mode at any point

TWO-PLAYER CO-OP MODE

You can team up with another Time Sweeper to face challenges together. In Novice mode you each play as you normally would. In Specialist mode you divide tasks between you. For example, you can take on the job of attack specialist, going after enemies while your buddy handles the Time Controls.



VS. MODE

In Vs. Mode you and your friends can cut loose and battle the way you want! Playing in Vs. Mode is different in many ways from the Single-Player and Two-Player Modes. Here are some of the differences.

- Two to four players can fight at the same time either individually or in teams. After you've played a match, you can save your match and team information for future use.
- You can set options such as number of rounds, lengths of the rounds, and the victory requirements.
- You can give orders to your team members to attack, seek out items, or wait while you move around by yourself. Press the **●** button to switch among these commands.
- You can use equipment and weapons only available in Vs. Mode, including jetpacks and special barriers.

- During each battle, weapons, ammo, and Time and Space Controls appear on the battlefield. Be on the lookout for these and get to them before your opponents.
- You can pick up weapons you find on the battlefield, but you may have to search for the right kind of ammo if they're not loaded.
- When you take out an enemy player, you'll see colored orbs come raining down. Stronger opponents give up more orbs, whereas weaker opponents give up fewer, and you can't collect orbs of your own color. Snatch up as many as you can to gain points; the player with the most points wins the match!



Spend your hard-earned money on weapons and equipment to take into the next round of battle!

- You can use Time or Space Controls in special ways available only in Vs. Mode. For example, REW makes your opponents revert to an infant state, making them smaller and more vulnerable. Experiment with your controls to see what happens!

TIME SWEEPER MOVES AND FUNCTIONS/ GAME CONTROLS

MOVE

Move the Left thumbstick to go in the direction you want. The farther you press it, the faster you run.



LEFT TRIGGER

Target Lock-on

LEFT THUMBSTICK

Move

START BUTTON

Starts game. During play, pauses the game.

D-PAD

Select a Time Control (left/right) or Select Weapon (up/down)

RIGHT TRIGGER

Sweep/Shoot

Y BUTTON

Retry

B BUTTON

Action button. Performs the right action for the situation (punch, break crate, pull lever, etc.).

X BUTTON

Activate Time Control

LB BUTTON

Change Team Orders

RB BUTTON

Jump/Double-jump

RT BUTTON

Center Camera

RIGHT THUMBSTICK

Camera view (click for first-person view). If you are locked onto a target, you can use the Right thumbstick to lock on to a different target.

SHOOT

Tap the Right trigger to fire the last thing you swept up.




SWEEP

Pull and hold the Right trigger to sweep up trash, time crystals or gold.



CLIFFHANGER

The player can move while hanging on the edge of a cliff or the ledge of a wall.



JUMP

Press to jump straight up.

You can jump in different directions to avoid enemies by moving the Left thumbstick in the desired direction as you press the button to jump.



DOUBLE-JUMP

Press to jump; at the top of the jump, press again to jump even higher.



TIME SWEEPERS ON-SCREEN INFO

RETRY COUNTER

If your health falls to zero and you have gathered three Retry Hearts, you can try again to overcome the threat. The small lights show how many Retry Hearts you have collected (you need three Hearts to get a Retry). The large lights are hearts in Retry containers. They show how many Retrys you have.

YOUR HEALTH

This indicator shows your current health. Taking hits from enemies or falling into traps decreases your health; getting a carton of milk (or a piece of meat stolen from the Tom Toms) restores it.

ELAPSED TIME

This is the amount of time spent sweeping the current level. The faster you clear an area, the greater your reward.

ENEMY RADAR

The radar shows you how close enemies are, and the direction they're moving. Enemies shown in red are Tom Toms. Enemies shown in yellow are time monsters.

NOTE

Not sure what you should be doing to get ahead in the game? Press **START** to get a reminder about your current objective—defeating Tom Toms, getting batteries, etc. Pressing **X** here will display the map, and pressing **Y** will allow you to modify game options.

TIME CONTROLS

Use these controls to change the flow of time. If you have gathered enough time crystals, use the D-pad to select the Time Control you want (PAUSE, REWIND, FF, etc.), then press **X** to activate the control.

ENEMY INDICATOR

This indicator appears when enemies are nearby. If it is orange, the enemy knows you are there. If it is yellow, the enemy is not aware of your presence.

ENEMY HEALTH

This shows the health of the enemy you are facing. If you hit the enemy, its health decreases.

TARGETING RETICLE

You could just blast away without aiming, but using this device to lock on to targets before you shoot will greatly increase your accuracy. To use it, face the enemy, then pull and hold the Left trigger to display the reticle. When the reticle turns red, tap the Right trigger to fire.

SWEEPER MODEL

This is the model number of the sweeper you are using. If you are successful, you can buy a more powerful model and do even more with it. Some models hold more and larger objects you can sweep up and shoot at enemies. Some can only sweep up certain kinds of time crystals, while others allow you to store more Time Controls.

CURRENT TRASH

The number of items you have picked up with your sweeper, which are available to shoot at enemies.

MAXIMUM TRASH AMOUNT

Different sweeper models have different capacities. This is the maximum number of objects your sweeper can pick up.



THE TIME FACTORY

Your mission will take you far from home, to distant planets where your courage, grit, and skill will be tested. But there is a place within the Time Factory itself where you can prepare to meet these challenges.

As you go around the Factory's inner circle you will find three doors. These lead to the Locker Room, the Shop, and the Theater.

LOCKER ROOM

Here you assemble and customize your team to make it your own by choosing the look you want for yourself and your mates. You can choose your team's uniforms, footwear, headgear, colors, and markings. Even better, you can make yourself taller, shorter, thinner, or fatter. You can even make your head, ears, and feet bigger or smaller! You can also equip any new sweepers or weapon upgrades purchased at the Shop.

SHOP

This is where you buy and sell weapons and items. You'll also come to Jimmy's Shop to take on challenges. Select the "Talk to Jimmy" option to see what's available. Rank-up Exams are challenges you have to complete to continue in the game; other minigames are just for fun and allow you to hone your skills and get more medals and equipment!

THEATER

Go here to view all the medals you have won in the game. As you collect more medals, you'll unlock movies and artwork showing the heroic Sweepers in action, as well as some rare behind-the-scenes footage of life at the Time Factory.



GATHERING RESOURCES

You already know about collecting trash to shoot at enemies, but you can gather other resources on your mission that will add to your success. The following are some examples.

TIME CRYSTALS

These are precious seconds that have congealed into crystals. Gather three of any crystal type and you can activate the associated Time Control.



MILK

On your mission you'll find that some crates contain a milk carton. To restore your health, break open the crate and get the milk.



COINS






In some places you can sweep up gold, silver, or copper coins. They won't give you Time Controls, but you can use them to buy new weapons and other gear at the Shop in the Time Factory.

USING TIME CONTROLS

Time Sweepers have one big advantage in facing challenges and overcoming obstacles: the ability to control time. Has the bridge fallen down? No problem—REWIND time to restore the bridge, then cross it. Lots of enemies coming at you? Use PAUSE to stop them in their tracks while you keep going!







Sweeping up time crystals lets you use the following controls and combinations to alter the flow of time for brief periods.

TIME CONTROLS

-  **REWIND** Time flows rapidly backwards for everyone but you.
-  **FF** (Fast Forward) Time for you flows rapidly forward, giving you great speed.
-  **PAUSE** Everything stops except you.
-  **RECORD** Your actions are recorded for a few seconds and then replayed. During playback, you will see a copy of yourself repeating what you just did.
-  **SLOW** Time slows to a crawl for everything but you.

If you have the right kind of sweeper, you can combine two Time Controls to get past obstacles or avoid attacks. Using a Time Control Combo gives you both effects combined.

TIME CONTROL COMBOS



-  +  You move at double speed while the world and enemies around you pause.
-  +  You move at double speed while the world and enemies around you move at half speed.
-  +  You get recorded and replayed at normal speed while the world and enemies around you move at half speed.



USING SPACE CONTROLS


It's good to be a Tom Tom—especially when you can use Space Controls for all kinds of mischief!

To use a Space Control, select the one you want using the D-pad and then press  to activate.

For the Space Bubble, Warp Tunnel, Quantum Snare, Void Trap, Time Grenade, and Banana, hold down  when activating to aim, then release  to throw.



WARP TUNNEL

Throw the Warp Tunnel where you want to go, then teleport to the location where it ends by pressing  within 10 seconds!



HYPERCLOAK

You can move around under this cloak without being detected, but don't move too fast or you'll be spotted!



QUANTUM SNARE

Tom Toms pop out of this dimensional sphere that creates a portal and grab Guard Sweepers' legs. If you toss this in path, the dumb cat will fall in and disappear!



VOID TRAP

OTHER TOM TOM GADGETS

We Tom Toms also have access to some great gadgets to help us battle the Time Sweepers.



DECOY

Guard Sweepers will chase this decoy robot instead of you!



BANANA

Throw in a Guard Sweeper's path so he'll slip and knock himself out.



TIME GRENADE

Pause time for the Sweepers while you keep moving!


STEALTH GAMEPLAY

Superior stealth is the key to Tom Tom success. When you're out to steal treasure, the best approach is to sneak up on it, especially when there are Guard Sweepers around. It's hard to sneak past those vigilant cats, but it's all part of a Tom Tom's normal day!

So how do you get past the Guard Sweepers? There are plenty of ways for a tricky pig to do it:

- 🐾 Stay out of sight! Sneak around corners, creep along walls, keep a low profile by crawling—whatever it takes to avoid detection.
- 🐾 Take cover! Hide behind anything big enough to keep you from being spotted. Crates, low walls, and other kinds of cover will keep you safe from the Guard Sweepers' searchlights.

- 🐾 Wait for the right moment to move. Guard Sweepers are creatures of habit. Keep an eye on them, and you'll figure out how and when to make your move. For example, sometimes they take a break to stretch, or the little dummies turn to salute their leader or go inside to report. That's your chance to sneak right past them!
- 🐾 Distract the guards' attention. One way is by turning off the lights—while they're checking the switch, go on your way. Or you can fire a rocket to excite the guards, who will investigate while you sneak past. You get the idea!
- 🐾 Disable Time Sweeper surveillance cameras or lights. The cats have cameras watching for your approach. If they detect you, they'll attack! If you've got a ranged weapon, then use it to destroy the lights or the camera.
- 🐾 Keep yourself and your weapons quiet! Of course, shooting cameras or guards makes noise, and that's another way to get caught. It might be good to go to the Shop and buy a silencer!
- 🐾 Don't forget your Space Controls! They provide ways to disappear from one place and reappear in another, or to become invisible and move around without the guards knowing you're there. For more information on Space Controls, see the next page.



THE TOM TOM BASE

We Tom Toms will go anywhere on any world to steal treasure, but you'd better have the right equipment or you're gonna be toast! Lucky for you bums that everything you need for successful piracy is available at the Tom Tom Base. Inside you'll find the Locker Room, Shop, Garage, and Theater.

LOCKER ROOM

Here's where you gather your team and customize it. You're special hogs, so go ahead and design a great-looking uniform for your pirates! Choose your team colors and markings. Then add fancy shoes, hat, and glasses to get the look you want. The best part? You decide how you look in the game—taller, shorter, thinner, fatter. You can even make your head or feet bigger or smaller! You can be a nimble piglet pirate or an awesome, hulking hog. You can also improve your weapons here, using upgrades you buy at the shop.

SHOP

Here's where you get the hardware you'll need. This is where you buy and sell weapons and items. You'll also come here to take on challenges. Just select "Talk to Carlos" to see what options are available. Rank-up Exams are challenges you have to complete to continue in the game; other minigames are just for fun and allow you to hone your skills and get more medals and equipment!

GARAGE

There's nothing like heavy hardware when you're on a mission. If you're lucky enough to nab your very own tank, you can customize it here by choosing different treads, turrets, weapons, and decorations. Your tank will be the ultimate Tom Tom weapon!

THEATER

What good is it being a top-notch bandit if you don't get a trophy case? Go to the Theater to view all the medals you've won in the game. As you collect medals, you'll unlock cool movies of Tom Toms in action.



TOM TOM GANG ON-SCREEN INFO

YOUR HEALTH

This shows your current health. Taking hits from enemies and falling into traps decreases your health; getting a hunk of meat restores it.

ELAPSED TIME

The amount of time you have spent on the current level. The faster you clear an area, the greater your reward.

ENEMY RADAR

The radar shows you how close enemies are and the direction they're moving. Enemies shown in red are Sweepers. Enemies shown as yellow are time monsters.

Note Not sure what you should be doing to get ahead in the game? Press **START** to get a reminder about your current objective—defeating Sweepers, swiping tank parts, etc. Pressing **X** here will display the map, and pressing **Y** will allow you to modify game options.

ENEMY HEALTH

This shows the health of the enemy you are facing. If you hit the enemy, its health decreases.

TARGETING RETICLE

Blasting away at enemies is fun, but aiming first is better. To lock on to a target, face the enemy, then pull and hold the Left trigger. When the reticle turns red, tap the Right trigger to fire.

CURRENT WEAPON

This shows the weapon you're currently using and any other weapons currently in your possession. The disk's color indicates the weapon's ammo type: blue for projectiles, red for missiles, yellow for guns, and green for energy weapons and flame throwers. The number in the center is the number of shots remaining. The smaller number to the lower right is your maximum number of shots.

SPACE CONTROLS

These controls help you avoid detection and overcome your enemies. Use the D-pad on your controller to select the Space Control or gadget you want, then press **X** to activate the control. See "Using Space Controls" to learn more!



TOM TOM MOVES AND FUNCTIONS/ GAME CONTROLS



CLIFFHANGER

The player can move while hanging on the edge of a cliff or ledge of a wall. Press **△** to jump up and grab onto the ledge, then use the Left thumbstick to move along the edge in the direction you want.

WALL SNEAK

This is a great stealth move. When you walk your character up to a wall and press **○**, the character puts his back to the wall. Using the Left thumbstick causes the character to creep along the wall and peer around corners.

CRAWL

Crawling makes you hard to see! To crawl, hold down **○** to make your character drop to the ground, then use the Left thumbstick to crawl in the direction you want.

JUMP

Press **△** to jump straight up.

DOUBLE-JUMP

Press **△** to jump; at the top of the jump, press **△** again to jump even higher.



THREATS AND HAZARDS

Being a pirate has its risks, but don't worry about danger when there's treasure to plunder! You'll be going to distant worlds to grab everything you can before the Time Sweepers get to it. When you encounter threats and hazards along the way, try sneaking past them before you try to defeat them.

Guard Sweepers

The biggest threat you face is the Guard Sweepers, who are always on patrol. Use every stealthy trick you know to get past them. If these dangerous cats catch sight of you, you're toast!

K9-1000

This watchdog robot can be as big a headache as the Guard Sweepers. Sneaking past him is a lot easier than dealing with the problems you'll have if he and his masters spot you!

Bosses

These huge, hostile creatures can ruin your career as a pirate, so listen up! You'll have to use every trick in the book—and a few that aren't—to stay in one piece and get past them to complete your mission.



THREE WAYS TO PLAY

There are three ways to play through the adventures in *Blinx 2*.

Single-Player Mode

If you want to win all the glory and the gold by yourself, you'll prefer solo play, facing enemies and using Space Controls without assistance.

Two-Player Co-op Mode

Team up with another Tom to face challenges together. In *Novice* mode share all tasks (both of you attacking enemies and using Space Controls), or in *Specialist* mode divide tasks between you. For example, you can attack enemies while your fellow pirate handles the Space Controls. This way you can collect more gold and overcome more enemies!

Vs. Mode

In *Vs. Mode* you and your pals can fight in the battle of your choosing. *Vs. Mode* allows you to:

- Give team orders so your team members attack along with you, seek out items, or wait while you sneak around by yourself.
- Set options such as battle length and what it takes to win so you can fight the battle the way you want to.
- Use Space Controls in special ways only available in this mode.

For more information on *Vs. Mode*, sneak a peek at "Three Ways to Play" in the *Time Sweeper* section of this manual!



YOUR ENEMY:

These Time Factory workers are no pussycats! They're tough and agile. Even worse, they're watchful and persistent, so it's hard to sneak up on them. They can manipulate time to outmaneuver us, so stay on your toes! Worst of all, these annoying felines want to keep everything honest and orderly—and where's the fun in that?

THE TIME SWEEPERS



WELCOME, TOM TOM GANG!

Think you're hog enough for the Tom Tom Gang? We'll see.

You'd better be tough, resourceful—and sneaky! If you are, you'll be a nefarious time bandit, using stealth to steal treasures. And you can foul up those Time Sweepers at the same time!

If you've got what it takes, this is your chance to steal bigger and better things than ever before. Do your job and you'll be pigging out at the Tom Tom Base in no time!

Your Mission

Listen up, you bums! We're off to the ancient time worlds to see if we can trip up those mangy furballs and beat them to the treasure.

Your success depends on stealth and cunning. With your superior sneakiness—and mastery of Space Controls—you'll bring back a victory for the Tom Tom Gang!

On this mission, you'll:

- 🐾 Use stealth to evade detection. Watch out for Guard Sweepers—if those guys see you, you're toast!
- 🐾 Use your powerful weapons and Space Controls to overcome Guard Sweepers and other dangers.
- 🐾 Steal treasures right out from under those dumb cats' noses!

Remember: No slacking! Failure means a fate worse than death: NO DINNER!



Limited Warranty For Your Copy of Xbox Game Software

(“Game”) Acquired in the United States or Canada

Warranty

Microsoft Corporation (“Microsoft”) warrants to you, the original purchaser of

the Game, that this Game will perform substantially as described in the accompanying manual for a period of 90 days from the date of first purchase.

If you discover a problem with this Game covered by this warranty within the 90-day period, your retailer will repair or replace the Game at its option, free of charge, according to the process identified below. This limited warranty: (a) does not apply if the Game is used in a business or for a commercial purpose; and (b) is void if any difficulties with the Game are related to accident, abuse, virus or misapplication.

Returns within 90-day period

Warranty claims should be made to your retailer. Return the Game to your retailer along with a copy of the original sales receipt and an explanation of the difficulty you are experiencing with the Game. At its option, the retailer will either repair or replace the Game. Any replacement Game will be warranted for the remainder of the original warranty period or 50 days from receipt, whichever is longer. If for any reason the Game cannot be repaired or replaced, you will be entitled to receive your direct (but no other) damages incurred in reasonable reliance but only up to the amount of the price you paid for the Game. The foregoing (repair, replacement or limited damages) is your exclusive remedy.

Limitations

This limited warranty is in place of all other express or statutory warranties, conditions or duties of any nature are made or shall be binding on Microsoft, its retailers or suppliers. Any implied warranties applicable to this Game or the media in which it is contained are limited to the 90-day period described above. TO THE FULL EXTENT ALLOWED BY LAW, NEITHER MICROSOFT, ITS RETAILERS OR SUPPLIERS ARE LIABLE FOR ANY SPECIAL, INCIDENTAL, PUNITIVE, INDIRECT OR CONSEQUENTIAL DAMAGES ARISING FROM THE POSSESSION, USE OR MALFUNCTION OF THIS GAME. THE FOREGOING APPLIES EVEN IF ANY REMEDY FAILS OR ITS ESSENTIAL PURPOSE. Some states/jurisdictions do not allow limitations as to how long an implied warranty lasts and/or exclusions or limitations of incidental or consequential damages so the above limitations and/or exclusions of liability may not apply to you. This limited warranty gives you specific rights, and you may also have other rights that vary from state/jurisdiction to state/jurisdiction.

For questions regarding this warranty contact your retailer or Microsoft at:

Xbox Product Registration
Microsoft Corporation
One Microsoft Way
Redmond, WA 98052-9953 USA

In the U.S. or Canada, call 1-800-4MY-XBOX. TTY users: 1-800-740-XBOX.

TECHNICAL SUPPORT

Technical support is available 7 days a week including holidays.

- In the U.S. or Canada, call 1-800-4MY-XBOX. TTY users: 1-800-740-XBOX.
- In Mexico, call 001-800-745-83-12. TTY users: 001-866-251-20-21.
- In Colombia, call 01-800-912-1830.

For more information, visit us on the Web at www.xbox.com

Information in this document, including URL and other Internet Web site references, is subject to change without notice. Unless otherwise noted, the example companies, organizations, products, domain names, e-mail addresses, logos, people, places, and events depicted herein are fictitious, and no association with any real company, organization, product, domain name, e-mail address, logo, person, place, or event is intended or should be inferred. Complying with all applicable copyright laws is the responsibility of the user. Without limiting the rights under copyright, no part of this document may be reproduced, stored in or introduced into a retrieval system, or transmitted in any form or by any means (electronic, mechanical, photocopying, recording, or otherwise), or for any purpose, without the express written permission of Microsoft Corporation.

Microsoft may have patents, patent applications, trademarks, copyrights, or other intellectual property rights covering subject matter in this document. Except as expressly provided in or written license agreement from Microsoft, the furnishing of this document does not give you any license to these patents, trademarks, copyrights, or other intellectual property.

© 2004 Microsoft Corporation. All rights reserved.


Microsoft, the Microsoft Game Studios logo, Blinx, Xbox, and the Xbox logos are either registered trademarks or trademarks of Microsoft Corporation in the United States and/or other countries.

Developed by Artoon for Microsoft Corporation. Artoon and the Artoon logo are either registered trademarks or products mentioned herein may be the names of actual companies and products mentioned herein may be the trademarks of their respective owners.

Manufactured under license from Dolby Laboratories.




MIDTOWN MADNESS 3



The road to victory is sometimes a sidewalk! This is wheel-to-wheel, pedal to the metal racing in two jam-packed cities. Paris and Washington DC will never be the same. *Midtown Madness®3*, the latest in the popular *Midtown Madness* franchise, allows gamers to get behind the wheel of more than 30 vehicles and compete in exciting race modes, such as Blitz, Checkpoint, and Cruise. "Work Undercover™" through 54 missions, or challenge other racers online via *Xbox Live™*. Go anywhere, do anything, race anyone—just make sure you get there first!



Two Cities. Twice the Trouble. - Experience wide-open racing in two lining, breathing, world capitals.



Drive Everything. - From a Lotus Esprit Turbo to a Garbage Truck, more than 30 vehicles in all.



Multiplayer Mayhem. - Play exclusive *Xbox Live* game modes, 2-player split screen and up to 8-player System Link.

xbox.com/midtownmadness

© 2004 Microsoft Corporation. All rights reserved. Microsoft, Microsoft Game Studios, Midtown Madness, Xbox, Xbox Live, the Xbox Live logo, and the Xbox logo are either registered trademarks or trademarks of Microsoft Corp. in the U.S. and/or other countries. The settings icon is a trademark of the Interactive Digital Software Association. The MM3 trademarks are owned by BMW AG and are used under license. Volkswagen Trademarks, design elements, and styling are used under license to Microsoft Corporation. Approved and Licensed Product of Grand Electronic. Chrysler is a registered trademark of Chrysler Financial Corporation. © Ubisoft/Chrysler 2002. All other trademarks are the property of their respective owners.



XBOX
LIVE ONLINE ENABLED

FORZA MOTORSPORT

Forza Motorsport™ is the first fully-customizable driving simulator for Xbox. With authentic handling and damage physics, lifelike graphics, and realistic tuning options, *Forza Motorsport* brings your passion for cars and racing to life as you explore the high-speed world of performance automobiles. Feel the pride of owning over 200 models from Nissan, Honda, Toyota, Ferrari, Porsche, BMW, Mercedes-Benz, and over 50 other manufacturers. With your own custom collection of track monsters, take on the competition in famous circuits like the Nurburgring, Norisring, Laguna Seca, Tsukuba, Road America, or on the spectator-lined streets of New York City, Tokyo, and Rio de Janeiro. *Forza Motorsport*. You are what you race.



Make Every Car Yours. - Trick out sport compacts with real-world body kits, fairs, spoilers, decals, side skirts, fender flares, and hood scoops, or add motorsport decals and team paint schemes to supercars, GT racers and exotics.



Experience the Most Technically Advanced Driving Simulation on Xbox. - Car's incur damage and wear, which effects car performance. Advanced tire and suspension models respond to heat and pressure changes as well as weight transfer and aerodynamic load.



Time It Up. - Take your car to the garage and install alternative engines, suspension kits, bolt-on superchargers, brakes, fairs, racing slicks and more.

xbox.com/forza

The Trademarks regarding the Audi R8 are used by Microsoft with the express permission of AUDI AG. Volkswagen Trademarks, design patents and copyrights are used by Microsoft with the express permission of Volkswagen AG. The Audi R8 and Volkswagen logos are registered trademarks or trademarks of Audi AG. Microsoft Game Studios, Xbox, and the Xbox logo are either registered trademarks or trademarks of Microsoft Corp. in the U.S. and/or other countries.

Microsoft
game studios®



XBOX
LIVE ONLINE ENABLED

