

Register Online Today!

It's as simple as 1, 2, 3!

1. Go to www.gameregister.com
2. Enter your game's info
3. Select a great offer

Receive game-related info and other special offers by registering online today! That's it.

Atari will not contact you without your express permission. For more information about our privacy policy, go to www.atari.com/us/privacy_policy.asp

atari.com/atarianthology

ATARI



XBOX

LIVE

ONLINE ENABLED

ATARI Anthology™

ATARI

Part # 26084M

SAFETY INFORMATION

About Photosensitive Seizures

A very small percentage of people may experience a seizure when exposed to certain visual images, including flashing lights or patterns that may appear in video games. Even people who have no history of seizures or epilepsy may have an undiagnosed condition that can cause these "photosensitive epileptic seizures" while watching video games.

These seizures may have a variety of symptoms, including lightheadedness, altered vision, eye or face twitching, jerking or shaking of arms or legs, disorientation, confusion, or momentary loss of awareness. Seizures may also cause loss of consciousness or convulsions that can lead to injury from falling down or striking nearby objects.

Immediately stop playing and consult a doctor if you experience any of these symptoms. Parents should watch for or ask their children about the above symptoms — children and teenagers are more likely than adults to experience these seizures.

The risk of photosensitive epileptic seizures may be reduced by sitting farther from the television screen, using a smaller television screen, playing in a well-lit room, and not playing when you are drowsy or fatigued.

If you or any of your relatives have a history of seizures or epilepsy, consult a doctor before playing.

Other Important Health and Safety Information The Xbox Instruction Manual contains important health and safety information that you should read and understand before using this software.

Avoid Damage to Your Television

Do not use with certain televisions. Some televisions, especially front- or rear-projection types, can be damaged if any video games, including Xbox games, are played on them. Static images presented during the normal course of game play may "burn in" to the screen, causing a permanent shadow of the static image to appear at all times, even when video games are not being played. Similar damage may occur from static images created when placing a video game on hold or pause. Consult your television owner's manual to determine if video games can be played safely on your set. If you are unable to find this information in the owner's manual, contact your television dealer or the manufacturer to determine if video games can be played safely on your set.

Unauthorized copying, reverse engineering, transmission, public performance, rental, pay for play, or circumvention of copy protection is strictly prohibited.

TABLE OF CONTENTS

Welcome to 2


Galaxy Screen	2
Constellation Screen	2
Solar System Screen	3
Game Options Menu	4
Using the Xbox Controller	5
Additional Controls	10
Xbox Live™	11
Bonus Material	11
Credits	15
Atari Web Sites	17
Technical Support	17
End-User License Agreement	19

WELCOME TO ATARI® ANTHOLOGY™

The largest collection of classic Atari games ever assembled on Xbox Live™!

Classic hits include Asteroids®, Battlezone®, Bowling, Breakout®, Canyon Bomber™, Casino, Centipede®, Atari Combat™, Crystal Castles®, Demons to Diamonds®, Atari Flag Capture™, Golf, Gravitar®, Atari Maze Craze™, Millipede®, Miniature Golf, Missile Command®, Atari Night Driver™, Atari Outlaw™, Realsports® Football, Atari Slot Racers™, Star Raiders®, Atari Super Baseball™, Super Breakout®, Video Olympics, Atari Warlords®, Yars' Revenge®, plus many more legendary games!

GALAXY SCREEN

At the title screen, press  to open the Galaxy Screen, which contains the following constellations (game categories):

- Action
- Adventure
- Arcade at Home
- Arcade Originals
- Mind Games
- Casino
- Racing
- Space
- Sports



Use to highlight a constellation and press to make a selection.



CONSTELLATION SCREEN



Once you have reached a constellation, use **+** to highlight a solar system (game) and press **A** to make a selection.



SOLAR SYSTEM SCREEN

You can play the selected game in original mode, or play one of five crazy game variations if you have unlocked them.

To play the original version of a game, use  to select the sun and press .

To play an unlocked game version, use  to select one of the planets surrounding the sun and press .



The following game modes are available for most games, once you unlock them:

Time Challenge

Select this mode to play a game where you have to score the most points before time runs out.

Trippy Mode

Select this mode to enable a mind-warping game experience.

Time Warp

This challenge mode varies the game speed between fast and slow as you play!

Hot Seat

In the Hot Seat Mode, you are presented with up to three additional games to play in combination with the game you have already selected. As the games switch in sequence at regular intervals, test your dexterity and endurance as the pressure mounts!



Double Speed




As it says: double the speed, double the fun!

At the Solar System Screen, press **Y** to access game options (see next page).

GAME OPTIONS MENU

You can control the way your game behaves by using the Game Options Menu. There are two tabs: GAMEPLAY and CONTROLS.

Press up and down on  to highlight options, and push left and right on  to change them.

Press  to accept your changes and go back to the previous screen. Press  to cancel your changes. Press  to restore the original settings.






Gameplay Tab

For Atari® 2600™ games, you can set Player-1 difficulty, Player-2 difficulty and TV Color Mode for each game.

For Arcade games, you can change a variety of options, the availability of which changes per game. The options include turning the cabinet art On or Off, adjusting the number of lives you start a game with, setting the amount of points required to win an extra life, etc. In some games, there are many more options, so feel free to experiment.

Controls Tab



Each game uses an existing control scheme. You can reconfigure the control schemes to your liking, including choosing which buttons you would like to use to fire weapons, use shield, etc.

To configure a particular button, push up and down on  to highlight that button, push left and right on  and then press the new button you wish to use. To cancel without making a change to a particular button, push left and right on  again. **Note:** Some buttons have a fixed purpose in-game and their configuration cannot be changed. If you change a control scheme, that scheme changes for all the games that share it!

USING THE XBOX CONTROLLER














Getting Started

Press  on the Xbox Controller connected to controller port 1 to start a one-player game, or press  on the controller connected to controller port 2 to start a two-player game (where applicable).

Control Schemes

All of the games use one of the following control schemes. Some schemes are unique and some are shared by several games.

Joystick	ACTION	CONTROL
	Move	  or 
	Fire	
Paddle Controller	ACTION	CONTROL
	Move left	  or 
	Move right	  or 
	Serve / Fire / Catch / Jump	

Paddle Controller - Relative Mode

In Relative mode (default), moving the **left thumbstick** moves the paddle position left and right.

Paddle Controller - Absolute Mode

In Absolute mode, the paddle position is set according to where the **left thumbstick** is positioned, from left to right.

Paddle Controller - Circular Mode

In Circular mode, the paddle position is set according to where the **left thumbstick** is positioned around the perimeter of a circle.

Trak-Ball	ACTION	CONTROL
	Fire / Jump	A
	Move	+ L or R

Spinner	ACTION	CONTROL
	Move left	← L or R
	Move right	→ L or R
	Fire	A
	Shields / Super Zapper	B

Asteroids [®] -Style	ACTION	CONTROL
	Rotate left	← L or R
	Rotate right	→ L or R
	Thrust	↑ L or R
	Fire	A
	Hyperspace / Shields / Tractor	B

Battlezone [®]	ACTION	COMMAND
	Fire	R
	Left Tread forward	↑ L or R
	Left Tread reverse	↓ L or R
	Right Tread forward	↑ R or Y
	Right Tread reverse	↓ R or A

Atari Black Widow [™]	ACTION	COMMAND
	Move	+ L or R
	Fire up	Y or ↑ R
	Fire down	A or ↓ R
	Fire left	X or ← R
	Fire right	B or → R

Lunar Lander [™]	ACTION	COMMAND
	Rotate left	← L or R
	Rotate right	→ L or R
	More thrust	↑ R or R
	Less thrust	↓ R or R
	Abort	A
	Change difficulty (physics mode)	B

Missile Command [®]	ACTION	COMMAND
	Aim reticle	+ L or R
	Alpha Fire	X
	Delta Fire	A
	Omega Fire	B

Radar Lock [™]	ACTION	COMMAND
	Move	+ L or R
	Fire	A
	Thrust	R
	Machine Guns (1-player only)	Y
	Guided Missiles (1-player only)	X
	Proximity Missiles (1-player only)	B

Star Raiders [®]	ACTION	COMMAND
	Move	+ L or R
	Fire	A
	Fore view	R
	Galactic Map	Y
	Hyperwarp	L
	Computer On / Off	X
	Shields On / Off	B

The Games

GAME	GALAXY	CONTROL SCHEME
Atari 3D Tic Tac Toe	Mind	Joystick
Atari Adventure™	Adventure	Joystick
Atari Air-Sea Battle™	Action	Joystick
Asteroids® – arcade version	Arcade Originals	Asteroids®-style
Asteroids® – home version	Arcade at Home	Joystick
Asteroids® Deluxe	Arcade Originals	Asteroids®-style
Atari Video Cube™	Mind	Joystick
Backgammon	Mind	Paddle
Battlezone® – arcade version	Arcade Originals	Battlezone®
Battlezone® – home version	Arcade at Home	Joystick
Atari Black Widow™	Arcade Originals	Atari Black Widow™
Blackjack	Casino	Paddle Controller
Bowling	Sports	Joystick
Breakout®	Arcade at Home	Paddle Controller
Canyon Bomber™	Action	Paddle Controller
Casino	Casino	Paddle Controller
Centipede® – home version	Arcade at Home	Joystick
Centipede® – arcade version	Arcade Originals	Trak-Ball
Circus Atari™	Action	Paddle Controller
Atari Combat™	Action	Joystick
Crystal Castles® – arcade version	Arcade Originals	Trak-Ball
Crystal Castles® – home version	Arcade at Home	Joystick
Demons to Diamonds®	Action	Paddle Controller
Desert Falcon™	Action	Joystick
Atari Dodge 'Em™	Action	Joystick
Double Dunk™	Sports	Joystick
Atari Flag Capture™	Action	Joystick
Football	Sports	Joystick
Fun With Numbers	Mind	Joystick
Golf	Sports	Joystick
Gravitar® – arcade version	Arcade Originals	Asteroids®-style
Gravitar® – home version	Arcade at Home	Joystick
Hangman	Mind	Joystick
Haunted House™	Adventure	Joystick
Atari Home Run™	Sports	Joystick
Human Cannonball™	Action	Joystick
Liberator™	Arcade Originals	Trak-Ball
Lunar Lander™	Arcade Originals	Lunar Lander™
Atari Math Gran Prix™	Mind	Joystick
Atari Maze Craze™	Mind	Joystick
Major Havoc™	Arcade Originals	Spinner
Millipede® – arcade version	Arcade Originals	Trak-Ball
Millipede® – home version	Arcade at Home	Joystick
Miniature Golf	Sports	Joystick

GAME	GALAXY	CONTROL SCHEME
Missile Command® – arcade version	Arcade Originals	Missile Command®
Missile Command® – home version	Arcade at Home	Joystick
Atari Night Driver™	Racing	Paddle Controller
Off the Wall™	Action	Joystick
Atari Outlaw™	Action	Joystick
Pong®	Arcade Originals	Paddle Controller
Quadrun™	Space	Joystick
Radar Lock™	Action	Radar Lock™
Realsports® Baseball	Sports	Joystick
Realsports® Football	Sports	Joystick
Realsports® Tennis	Sports	Joystick
Realsports® Volleyball	Sports	Joystick
Atari Red Baron™	Arcade Originals	Joystick
Sky Diver™	Action	Joystick
Slot Machine	Casino	Joystick
Atari Slot Racers™	Racing	Joystick
Atari Space Duel™	Arcade Originals	Asteroids®-style
Atari Space War™	Space	Joystick
Sprint Master™	Racing	Joystick
Star Raiders®	Space	Star Raiders®
Atari Star Ship™	Space	Joystick
Steeplechase™	Racing	Paddle Controller
Stellar Track™	Space	Joystick
Atari Street Racer™	Racing	Paddle Controller
Atari Submarine Commander™	Action	Joystick
Atari Super Baseball™	Sports	Joystick
Super Breakout® – arcade version	Arcade Originals	Paddle Controller
Super Breakout® – home version	Arcade at Home	Paddle Controller
Atari Super Football™	Sports	Joystick
Atari Surround™	Mind	Joystick
Swordquest: Earthworld™	Adventure	Joystick
Swordquest: Fireworld™	Adventure	Joystick
Swordquest: Waterworld	Adventure	Joystick
Tempest™	Arcade Originals	Spinner
Video Checkers	Mind	Joystick
Video Chess	Mind	Joystick
Video Olympics	Sports	Paddle Controller
Video Pinball™	Arcade at Home	Joystick
Warlords® – arcade version	Arcade Originals	Paddle Controller
Warlords® – home version	Arcade at Home	Paddle Controller
Yars' Revenge®	Space	Joystick

ADDITIONAL CONTROLS

For Atari® 2600™ games, you have access to the Atari® 2600™ console switches, which reset games, select game modes, set difficulty and more.

CONSOLE SWITCH	CONTROL
Game Reset	A
Game Select	B
Player-1 Difficulty	L
Player-2 Difficulty	R
TV Color / Black & White	X
Help (displays original manual pages)	Y
Exit Game	•
Display / Hide Options Pop-up	○

For Arcade games, you have access to up to four Start buttons (depending on how many buttons the game supports).

BUTTON	CONTROL
Player-1 Start	A
Player-2 Start	B
Player-3 Start	Y
Player-4 Start	X
Exit Game	•
Display / Hide Options Pop-up	○

XBOX LIVE™

Take Atari® Anthology™ Beyond the Box

Xbox Live™ is a high-speed or broadband Internet gaming community where you can create a permanent gamer identity, setup a Friends List with other players, see when they're online, invite them to play, and talk to them in real-time as you play.

Connecting

Before you can use Xbox Live, you need to connect your Xbox console to a high-speed or broadband Internet connection and sign up for the Xbox Live service. To determine if Xbox Live is available in your region and for information about connecting to Xbox Live, see www.xbox.com/connect.

BONUS MATERIAL

While at the Galaxy Screen, Constellation Screen or Solar System Screen, press **X** to display the game's Bonus Material. The Bonus Material includes interviews, box art, classic manual scans, a photo gallery and more!

NOTES:

NOTES:

NOTES:

CREDITS

Digital Eclipse

Jeff Vavasour
Emulation Programming

George Phillips
Library Programming

Jeff Hanson
Chuck Chow
Clinton Blackmore
Console Programming

Sebastion Hyde
Ryan Slemko
Cabinet Art

Joe Bonar
Producer

Trent Ward
Designer

Boyd Burggrabe
Art Director

John Kowlaski
Tom Johnson
Sound

Albert Yarusso
Alex Bilstein
John Hardie
Mike Mika
Sean Kelly
Archivists

Jean Baudin
Bill Esquivel
Leonard Herman
Roy Kaplan
Zach Matley
Brian Penzone
Roman Scharnberg
Gerard Maathuis
Additional Archive Contributors

Chris Charla
Interviewer

Art Adams
Videographer
Image Impressions
Video Post-Production

Duncan Brown
Tempest™ Tubes

Andrew Ayre
President

Special Thanks

Nolan Bushnell
Jerry Jessop
Keith Feinstein
Paige O'Donoghue
Lana Thomas
Irmava, Zacova, Kyalva
Michael Mika
Dan Wilson

Blue Shift, Inc.

Aaron Brady
John Brooks
Matt Gilbert
Alex Pepper
Doug Snyder
Tom Yedwab
Interface Programming

Dan Lazkowski
James Lingo
Chad Newhouse
Raphael Reyes
Interface Art
Ryan Peterson
Neil Sorens
Interface Production

Brian Coburn
Interface Sound

Atari

Alex Ahlund
Producer

Bob Welch
Executive Producer

Tara R. Greco
Senior Brand Manager

Paul Hellier
Director of Technology

Tom Nichols
Director of Marketing

Steve Martin
Director of Creative Services

Liz Mackney
*Director of Editorial &
Documentation Services*

Charlie Rizzo
Art Director

Morgan Tomaiolo
Graphic Designer

Ross Edmond
Randi Kravitz
Documentation Specialists
Paul Collin
Copywriter
Michael Gilmartin
Director of Publishing Support
Ezequiel "Chuck" Nunez
Bill Carroll
Q.A. Managers
Ken Ford
I.T. Manager/Western Region
Michael Vetsch
Manager of Technical Support
John Seefurth
Lead Tester
Neil DiGiacomo
Assistant Lead Tester
Jaime Gonzalez
Max Fitzmaurice
Adrian Escultura
Wade Damon
Ryan Hisatomi
Tobias Bloyd
Randy Nguyen
Max Braun
Testers
Dave Strang
Manager, Engineering Services and Compatibility Lab
Ken Edwards
Engineering Services Specialist
Dan Burkhead
Eugene Lai
Engineering Services Technicians
Joy Schneer
Director, Strategic Relations
Cecelia Hernandez
Sr. Manager, Strategic Relations
Arthur Long
Strategic Relations Specialist
Jon Nelson
Director, Global Web Services
Scott Lynch
Producer, Online
Gerald "Monkey" Burns
Senior Programmer, Online
Richard Leighton
Senior Web Designer, Online

Sarah Horton
Online Marketing Manager
Todd Curtis
Vice President, Operations
Eddie Pritchard
Director of Manufacturing
Lisa Leon
Lead Senior Buyer
Gardnor Wong
Senior Buyer
Tara Moretti
Buyer
Janet Sieler
Materials Planner
Nichole Mackey
Process Planner

Special Thanks

Michael MacConnell
Constantine Hantzopoulos
James Daly
Dan DeOreo
Jon Chmura
Stacy Hendrickson
Ken Allen
David Nathanielsz
Rocco Scandizzo
Jennifer Baum

Humongous Entertainment

Henrik Steen
Director of Technology
David Anderson
Senior Console Programmer
Sam Baker
Senior Programmer

ATARI WEB SITES

To get the most out of your new game, visit us at:

atari.com/us

If you would like to chat with other gamers, as well as developers, visit our Community Forum area at:

ataricomunity.com

Kids, check with your parent or guardian before visiting any web site.

Chat Messages: Atari does not monitor, control, endorse, or accept responsibility for the content of chat messages. You are strongly encouraged not to give out identity or other personal information through chat message transmissions. Kids, check with your parent or guardian if you are concerned about any chat you receive.

Use of Atari web sites is subject to terms and conditions, which you can access at:

atari.com/us/tos

TECHNICAL SUPPORT (U.S. & CANADA)

Help Via the Internet

Up-to-the-minute technical information about Atari products is generally available 24 hours a day, 7 days a week via the Internet at:

atarisupport.com

Through this site you'll have access to our **FAQ** (Frequently Asked Questions) documents, our Hints/Cheat Codes if they're available, and an **Email** area where you can get help and ask questions if you do not find your answers within the **FAQ**.

Note: In the event we must send you a Hint Sheet, FAQ document, patch or update disc via Email, we may require verifiable consent from a parent or guardian in order to protect children's privacy and safety online. Consent Forms are available at the web site listed above.

Help Via Telephone in the United States & Canada

For phone assistance, call **Atari Technical Support** at **(425) 951-7108**. Our **Interactive Voice Response** system is generally available 24/7, providing automated support solutions immediately.

This console-based product has automated support, which includes information such as gameplay tips, information on Control Keys, possible Cheat Code combination keys, and instructions for finding secret screens and/or additional game levels (if these type of items exist and are made available for this particular product).

Great News! We've improved our Automated Systems so that you can get product-specific Troubleshooting help more quickly. All you need to do is enter

the product's **Part #** when prompted to do so. This will take you directly to all of our known issues and solutions for this title. The product's **Part #** is located in several places (on the CD label, Game Pak, package and/or plastic disc case, if applicable) and is usually identified by a number such as **04-12345**. When prompted by the Automated System, enter the **last five digits** of your product's Part #. (For example, Part # 04-12345 would require that you enter the "12345" portion of the number for that product.) **Note:** Some products simply feature a five-digit Part # without an "04-" prefix.

Live support is generally available Monday through Friday, 8:00 AM until 6:00 PM (Pacific Time). **Note:** We may be closed on major holidays.

Product Return Procedures in the United States & Canada

In the event our technicians at **(425) 951-7108** determine that you need to forward materials directly to us, please include a brief letter explaining what is enclosed and why. Make sure you include the Return Merchandise Authorization Number (RMA#) supplied to you by the technician, and your telephone number in case we need to call you. You will receive the mailing address when the technician gives you the RMA#. Any materials not containing this RMA# will be returned to you unprocessed.

Warranty Policy in the United States & Canada

If our technicians determine that the product storage medium is found to be defective within ninety (90) days of original purchase, (unless otherwise provided by applicable law), Atari will replace the item free of charge, to the original purchaser, if the item is accompanied by the original dated receipt and packaging.

END-USER LICENSE AGREEMENT

IMPORTANT — READ CAREFULLY: Please be sure to carefully read and understand all of the rights and restrictions described in this End-User License Agreement ("EULA").

AGREEMENT

This document is an agreement between you and Atari, Inc. and its affiliated companies ("Company"). The enclosed software game disc(s), cartridge or Game Pak ("Software") and any accompanying printed materials are licensed to you only on the condition that you accept all of the terms contained in this EULA.

By opening this package and installing or otherwise using the Software you agree to be bound by the terms of this EULA. If you do not agree to the terms of this EULA you may not install or use the Software and within 15 days of purchase you must call the Tech Support telephone number listed in the manual accompanying the Software (the "Manual"). Select the Automated Phone System's Main Menu option for Consumer Services and follow the prompts.

You will be given a Return Merchandise Authorization number (RMA #) by the technician. You then have 15 days from the date of this contact to return the Software in its protective covering, the Manual and the original sales invoice to the address supplied to you.

If this is a PC product, when you install the Software you will be asked to review and either accept or not accept the terms of the EULA by clicking the "I Accept" button. By clicking the "I Accept" button you acknowledge that you have read the EULA, understand it and agree to be bound by its terms and conditions.

COPYRIGHT

The Software is protected by copyright laws and international copyright treaties, as well as other intellectual property laws and treaties. All title and copyrights in and to the Software (including but not limited to any images, photographs, animations, video, music, text and "applets" incorporated into the Software) and any printed materials accompanying the Software are owned by the Company or its Licensors.

GRANT OF LICENSE

The Software is licensed and not sold to you and its use is subject to this EULA. The Company grants you a limited, personal, non-exclusive license to use the Software in the manner described in the user documentation. The Company reserves all rights not expressly granted to you in this EULA.

PERMITTED USES

1. If the Software is configured for loading on a hard drive, you may install and use the Software on a single computer.
2. You may make and maintain one copy of the Software for backup and archival purposes, provided that the original and copy of the Software are kept in your possession.
3. You may permanently transfer all your rights under this EULA, provided you retain no copies, you transfer all of the Software (including all component parts, the media and printed materials and any upgrades) and the recipient reads and accepts this EULA.

RESTRICTIONS

1. You may not delete or obscure any copyright, trademark or other proprietary notice on the Software or accompanying printed materials.
2. You may not decompile, modify, reverse engineer, disassemble or otherwise reproduce the Software.
3. You may not copy, rent, lease, sublicense, distribute, publicly display the Software, create derivative works based on the Software (except to the extent expressly permitted in the Editor and End-User Variation section of this Agreement or other documentation accompanying the Software) or otherwise commercially exploit the Software.
4. You may not electronically transmit the Software from one computer, console or other platform to another or over a network.
5. You may not use any backup or archival copy of the Software for any purpose other than to replace the original copy in the event it's destroyed or becomes defective.

EDITOR AND END-USER VARIATIONS

If the Software includes a feature that allows you to modify the Software or to construct new variations (an "Editor"), you may use such Editor to create modifications or enhancements to the Software, including the construction of new levels (collectively the "Variations"), subject to the following restrictions. Your Variations: (i) must only work with the full, registered copy of the Software; (ii) must not contain modifications to any executable file; (iii) must not contain any libelous, defamatory or other illegal material, material that is scandalous or invades the rights of privacy or publicity of any third party; (iv) must not contain any trademarks, copyright-protected work or other property of third parties; and (v) may not be commercially exploited by you, including but not limited to making such Variations available for sale or as part of a pay-per-play or timesharing service.

TERMINATION

This EULA is effective until terminated. You may terminate this EULA at any time by destroying the Software. This EULA will terminate automatically without notice from the Company if you fail to comply with any provisions of this EULA. All provisions of this EULA as to warranties, limitation of liability, remedies and damages will survive termination.

LIMITED WARRANTY AND DISCLAIMER OF WARRANTIES

You are aware and agree that use of the Software and the media on which is recorded is at your sole risk. The Software and media are supplied "AS IS." Unless otherwise provided by applicable law, the Company warrants to the original purchaser of this product that the Software storage medium will be free from defects in materials and workmanship under normal use for ninety (90) days from the date of purchase. The warranty is void if the defect has arisen through accident, abuse, neglect or misapplication. If the Software fails to conform to this warranty, you may at your sole and exclusive remedy, obtain a replacement free of charge if you return the defective Software. Follow the Product Return Procedures described in the Manual. The Company does not warrant that the Software or its operations or functions will meet your requirements, or that the use of the Software will be without interruption or error.

TO THE FULLEST EXTENT PERMISSIBLE UNDER APPLICABLE LAW, EXCEPT FOR THE EXPRESS WARRANTY SET FORTH ABOVE, THE COMPANY DISCLAIMS ALL WARRANTIES, EXPRESS OR IMPLIED, INCLUDING AND WITHOUT LIMITATION, THE IMPLIED WARRANTIES OF MERCHANTABILITY AND FITNESS FOR A PARTICULAR PURPOSE AND NON-INFRINGEMENT. EXCEPT FOR THE EXPRESS WARRANTY SET FORTH ABOVE, THE COMPANY DOES NOT WARRANT, GUARANTEE OR MAKE ANY REPRESENTATION REGARDING THE USE OR THE RESULTS OF THE USE OF THE SOFTWARE IN TERMS OF ITS CORRECTNESS, ACCURACY, RELIABILITY, CURRENTNESS OR OTHERWISE. SOME JURISDICTIONS DO NOT ALLOW THE EXCLUSION OF OR LIMITATIONS ON IMPLIED

WARRANTIES, SO THE ABOVE EXCLUSIONS AND LIMITATIONS MAY NOT APPLY TO YOU.

LIMITATION OF LIABILITY

IN NO EVENT WILL THE COMPANY OR ITS EMPLOYEES OR LICENSORS BE LIABLE FOR ANY INCIDENTAL, INDIRECT, SPECIAL, CONSEQUENTIAL OR PUNITIVE DAMAGES, OR ANY DAMAGES WHATSOEVER (INCLUDING, WITHOUT LIMITATION, DAMAGES FOR INJURY TO PERSON OR PROPERTY, FOR LOSS OF PROFITS, BUSINESS INTERRUPTION, LOSS OF BUSINESS INFORMATION, LOSS OF PRIVACY, FAILURE TO MEET ANY DUTY AND NEGLIGENCE) ARISING OUT OF OR IN ANY WAY RELATED TO THE USE OR INABILITY TO USE THE SOFTWARE, EVEN IF THE COMPANY OR AN AUTHORIZED REPRESENTATIVE OF THE COMPANY HAS BEEN ADVISED OF THE POSSIBILITY OF SUCH DAMAGES. SOME JURISDICTIONS DO NOT ALLOW THE EXCLUSION OF LIABILITY FOR INCIDENTAL OR CONSEQUENTIAL DAMAGES, SO THE ABOVE EXCLUSION MAY NOT APPLY TO YOU.

IN NO EVENT WILL THE LIABILITY OF THE COMPANY FOR DAMAGES WITH RESPECT TO THE SOFTWARE EXCEED THE AMOUNTS ACTUALLY PAID BY YOU FOR THE SOFTWARE.

CHOICE OF LAW AND VENUE

This EULA is governed by the laws of the United States of America and the State of New York, exclusive of its conflicts of law provisions. The exclusive venue for litigation regarding or arising from this EULA is New York County, New York and you agree to submit to the Jurisdiction of the courts of New York County, New York for any such litigation.

MISCELLANEOUS

If any provision or portion of this EULA is found to be unlawful, void, or for any reason unenforceable, it will be severed from and in no way affect the validity or enforceability of the remaining provisions of the EULA.

This EULA constitutes the entire agreement between you and the Company regarding the Software and its use.

© 2004 Atari Interactive, Inc. All Rights Reserved. All trademarks are the property of their respective owners.

Developed by Digital Eclipse, a division of Backbone Entertainment.
Digital Arcade™ Emulation Technology ©1993-2004 Backbone Entertainment.
All Rights Reserved. Used under license. Digital Eclipse, Digital Arcade and the Digital Eclipse logo are trademarks of Backbone Entertainment.

Microsoft, Xbox, Xbox Live, the Live logos and the Xbox Logos are registered trademarks or trademarks of Microsoft Corporation in the United States and/or other countries and are used under license from Microsoft.

RenderWare is a registered trademark of Canon Inc. Portions of this software are Copyright 1998-2004 Criterion Software Ltd. and its Licensors.

10184