

XBOX

ATV 2

QUAD POWER
RACING™



EVERYONE
E
CONTENT RATED BY
ESRB

AKA
AKKlaim™

INTRODUCTION

ATV: Quad Power Racing™ 2 puts you behind the wheels of some of the most powerful all terrain vehicles in the world and pushes you to the limit with insane death-defying stunts, exaggerated power slides and mind-blowing big air jumps. ATV: Quad Power Racing™ 2 features a wide range of all terrain vehicles and official pro riders offering a perfect blend between motorcross racing, freestyle and all the insane thrills and spills of extreme over the top action. If you think you need something extra to be a winner, you may find yourself resorting to dirty tricks like kicking or ramming your opponents. Whether you're racing across the many challenging terrains or pulling off mad stunts in the arena, the thrills and excitement are unbeatable. And if you're really skilled, you'll get to put together your own custom championship. So fuel up and get ready for a ride that's unreal.

MENU NAVIGATION

A Button	Confirm/select/advance
B Button	Cancel/go back
Directional Pad/Left Thumbstick	Move highlight/toggle settings

MAIN MENU



ATV ACADEMY

Learn to ride before you take on the other modes. See page 12 for details.

CAREER

Bring up your rider from Amateur to Master status, unlocking items as you progress. See page 12 for details.

SINGLE RACE

Get right into racing.

ARCADE

Arcade-style antics rule as you try to advance through progressively tougher race challenges. See page 13 for details.

FREESTYLE

Indoor mayhem reigns as you try to pull off your best tricks. See page 14 for details.

CHALLENGE

Take challenges from top riders to show your skills.

TIME TRIAL

You and your bike try to beat the best times. See page 14 for details.

CUSTOM

Once you complete Career mode, you can set up your own custom championship.

MULTIPLAYER

Two to four players compete in a variety of head-to-head competitions. See page 14 for details.

OPTIONS

Set up the game to suit your style.

OPTIONS

Before selecting your game mode, you may wish to set these options:

Audio	Adjust various music and sound effects levels, and access unlocked musical tracks on the Playlist. If you have previously saved music to the Xbox hard disk, you will be able to listen to it during the game.
Controller	View controls and select from among three pre-set control configurations. You can also choose to turn the Vibration effect ON or OFF .
Camera	Select a preferred camera view from the four available: follow near behind, follow far behind, follow very close and bouncy near.
Profiles	You can view, create or delete rider profiles here. Your settings and configurations are automatically saved to your current profile.
Credits	View the legions who labored.

ATV BASICS

Default Controls



*NOTE: The speed of the movement depends on how far the thumbstick is pushed.

TRICKS

There are plenty of stunning tricks you can pull off, once you've learned how in the ATV ACADEMY. Available tricks depend on your rider's skill level. As you progress, more tricks become available.

To view a rider's Trick Book, press the **Y** button on the Rider Select screen.

IMPORTANT HINT: To pull off a trick you need to be safely in the air and press the button(s) and direction **SIMULTANEOUSLY**, then **RELEASE** them so you can do another trick. If you are using the Left Thumbstick then it is a flicking action.

These are the button combinations that correspond to the tricks.

Skill Level 1 **X** Button

Scissors: ↑ + X button = 1000 pts	Split X: → + X button = 1250 pts
Superman: ↓ + X button = 1500 pts	Can Can: ← + X button = 1750 pts

Skill Level 2 **Y** Button

Bar Hop: ↑ + Y button = 2250 pts	Nac Nac: → + Y button = 2500 pts
Seat Grab: ↓ + Y button = 2750 pts	Saran Wrap: ← + Y button = 3000 pts

Trick Tip 1: Some tricks can be held for extra points.

Skill Level 3 **B** Button

Surfer: ↑ + B button = 4000 pts	Rodeo: → + B button = 4250 pts
Heart Attack: ↓ + B button = 4500 pts	Clicker: ← + B button = 4750 pts

Skill Level 4 Right Trigger

Yogi: ↑ + Right Trigger = 5000 pts	Bike Spin: → + Right Trigger = 5250 pts
Lazy Boy: ↓ + Right Trigger = 5500 pts	Pendulum: ← + Right Trigger = 5750 pts

Trick Tip 2: You'll earn a speed boost when you pull off a trick.

Skill Level 5 **Y** + **B** Buttons

Cordova: ↑ + Y + B buttons = 7000 pts	Handstand Spin: → + Y + B buttons = 7250 pts
Cliff Hanger: ↓ + Y + B buttons = 7500 pts	Turn Around: ← + Y + B buttons = 7750 pts

Skill Level 6 **A** + **X** Buttons

Scarecrow: ↑ + A + X buttons = 8000 pts	Break Spin: → + A + X buttons = 8250 pts
Reverse Spin: ↓ + A + X buttons = 8500 pts	Airwalk: ← + A + X buttons = 8750 pts

Skill Level 7 **A** + **B** Buttons

Surfer Flip: ↑ + A + B buttons = 10,000 pts	Log Run: → + A + B buttons = 10,250 pts
Handstand: ↓ + A + B buttons = 10,500 pts	Pommel Horse: ← + A + B buttons = 10,750 pts

Trick Tip 3: You can steal another player's boost by knocking her off her quad.



RIDER PROFILE



character then press the **A** button to enter it. When you are done, highlight **OK** and press the **A** button.

RIDER SELECT



Before you get into action, you'll need to select your rider. You can select any of the available riders. Each rider is shown in the middle of the screen, with their name, stats, skill level and certificate displayed around them.


Riders are rated in several categories, including Ability, Technique, Aggression, Strength and Skill level. Riders begin as "Newbies" with a career status of Amateur. As a rider pro-

gresses, he can earn upgrades for their stats which will elevate them to the Professional and Superstar levels.

To select a rider, press **←** or **→** on the **directional pad** or **left thumbstick** to cycle through to the desired rider, then press the **A** button. To view the Rider Bio for the currently highlighted rider, press the **X** button. To view the Trick Book for that rider, press the **Y** button. This will list the currently available tricks and their controls.

BIKE SELECT

There are three bikes available when you start play, and more can be unlocked by either simply completing the two sections of the ATV Academy or earning Gold medals in Career mode.



Bike ratings appear beside the currently highlighted bike. Bikes are rated in these categories:

TOP SPEED
HANDLING
AIR RATING

ACCELERATION
STABILITY

TRACK SELECT



In Single Race, Time Trial and Multiplayer Single Race, you can select any available track to race on. In other modes, you race on tracks in the order presented. Additional tracks are unlocked when you perform well in Arcade or Career modes. To challenge your ATV skills, the tracks cover a wide range of terrain, including forest, glacier, works, swamp and dunes.

Press **←** or **→** on the **directional pad** or **left thumbstick** to highlight an available track.

On the screen you'll see record holders for the track in various categories, the track air rating and number of laps in a standard race. You can adjust the number of laps by pressing the **X** button to decrease laps and the **Y** button to increase laps.

NOTE: Each track has an Air Rating to show the possible big air opportunities.



GAME DISPLAY



PLAYER ASSISTANCE

For modes with checkpoints, an arrow points the way to the next one. If multiple routes are available two arrows will be visible. The arrow changes color from Amber to Red depending on how on-course you are, Red being the wrong way.

MESSAGES

When you pull off a trick the name will appear on screen. Likewise, when you go the wrong way, break an air time record, or accomplish some other wonder, the details will be displayed.

TRACK LAYOUT

A linear map on the left of the screen shows the distance to the next checkpoint and the position (within 200m) of the nearest riders.

SPEEDOMETER & REV COUNTER

Digitally displayed, indicates your current speed.

PRELOAD METER

Around the speedometer is the preload meter that displays the amount of preload you've charged your vehicle with when preloading a jump.

BOOST METER

Displayed inside the Rev Counter. As you pull off tricks you gain boost in proportion to the trick or combo you pull off. If you've earned it, you can use it.

TRICK POINTS

When you pull off a trick, the points earned will be shown onscreen in white. Holding the trick will rack up extra points. If you complete the trick, the points text turns blue. If you crash trying to land a trick, the points text turns red and the points DON'T count.

SCORE

Total trick points scored in the race.

CURRENT

In Time Trial mode shows your current lap time.

BEST

In Time Trial mode shows the current best lap for this race.

LAP

Current lap number out of total in race.

PAUSE MENU

Press the **START** button at any time to pause the action and access the in game options.

AUDIO

Adjust music and sound effects volume.

CAMERA

Edit the list of cameras available in the race.

CONTROLLER

Toggle Vibration on or off.



RESUME

Return to the current race.

RESTART


Restart the current race from the top (does not apply to any Championship race).

QUIT RACE

Quit the current race and return to the Main Menu.

AFTER THE RACE

After certain races, you'll be asked if you wish to race again.



Results Screens

At the end of your run, you'll see a results screen showing how you did. In Arcade, Multiplayer Championship, Career and Freestyle Challenge game modes your progress is automatically saved.

Status Screen

Before resuming a saved game or after finishing an Arcade or Championship race, a status screen will appear showing your current standings, skill level, trophies, etc.

GAME MODES

ATV ACADEMY

This introductory mode allows you to master Control Training and Trick Training ATV Quad Power Racing controls and techniques in the Training Stadium. It is recommended that even seasoned players start out here. We'll even give you a couple more quad bikes for your time.

CAREER

When you select Career mode for the first time you will be placed into the Amateur championship, so select the Amateur option. If you've played Career previously and have an existing Career game in progress you will be asked if you wish to Continue the game or start a New Game. Starting a New Game will clear away any previous progress.

CAREER PROGRESSION

In Career mode, you are aiming to develop a rider's skill level and attributes as you progress through harder tracks and unlock more tricks. There are three levels of career championship play: Amateur, Professional and SuperStar. Once you have completed the Amateur championship, you'll compete in the Professional one, and so on, developing your rider's skill as you go. In order to complete any one of the championships you must place third or higher in the over all final results.



SCORING

To win a career championship, a rider must have the highest *overall* point total when all the races are completed. There are two ways to earn points in a race.

Race Points

Different race position points are awarded at the end of each race depending on the order of finish.

Trick Points

As in other modes you gain score for successful tricks. At the end of a race you are awarded points depending on the score ranking you obtain.

Your ranking after each race is a result of the combination of Race and Trick Points. These points are also cumulative through the championship so you are aiming to get first place and the best trick score on every race.

As you progress through this mode your rider's abilities will grow and you will be awarded new statistics. This all depends on how skillfully you drive, how you perform tricks, how aggressive you are and so on. Winning a race also earns you a Gold Medal, which will unlock new Quad Bikes.

SINGLE RACE

Get a quick taste of ATV action on any available track. Additional tracks are unlocked through Arcade and Championship mode progression. The skill and difficulty of your racing competitors will be entirely dependant on your riders skill level. If you are a Newbie, you'll get alot easier ride than if you're a Master.

ARCADE

When you select Arcade mode, you will be asked if you wish to Continue a previously saved game or to start a New Game from the beginning. Highlight your choice and press the **A** button.

Arcade mode features a series of two-lap races. Riders compete on each available track against computer-controlled opponents. You'll have a certain amount of time to pass the various checkpoints in order to continue the run. Riders have to finish to progress to the next stage.

FREESTYLE

In Freestyle mode, it's all about pulling off insane tricks and getting high scores in the indoor stunt arena. Select a time limit and off you go, your imagination is your only restriction.

CHALLENGE


There are two types of challenges, Ground Challenges and Tower Challenges. Complete the challenges in turn and earn gold to unlock each of the Superstar riders.

TIME TRIAL

Race against the clock on any available track as you try to get the best track time. You can even race against your own best track time. If you want you will be able to save your best lap times to race against on to your Xbox Hard Disk. This save is separate to the normal game progress and records save.

CUSTOM

Once you complete Career mode, you will earn the chance to create your own custom championship. First, you will get to choose your rider and bike. Second, the series of tracks you wish to race on and the number of laps. Third, the points system (number of trick vs. race points) and the difficulty level of your competitors. This mode can also be unlocked in Multiplayer mode.



MULTIPLAYER

Up to four players compete head-to-head in multiplayer split screen mode. Select from Single Race, Head to Head, Championship and Freestyle Battle modes.

Single Race

Up to four friends compete in a single race on any open track with CPU racers.

Head to Head

It's strictly humans in a single race on your chosen track with no CPU quads competing.

Championship

Setup a complete season's worth of gritty ATV action as you compete one on one to see who brags and who lags.

Freestyle

Indoor insanity reigns as you try to undo your opponent with outrageous stunts and vicious assaults.



SAVING GAMES AND NEW RECORDS

ATV2 saves your important game progress and new records to the Xbox hard disk as you go through the game. Your game progress is assigned to the Rider Profile you set up at the beginning of a race.

You can create up to 10 different Rider Profiles. A new profile can be created or overwritten by selecting the Profiles option in the Options Menu.

For the hottest hints and codes on **ACCLAIM** titles:

Please call **1-900-407-TIPS (8477)**

The cost of the call is \$.95 per minute. You must be 18 or have parental permission and have a touch-tone phone.

You know our games - now get to know our company.

Check out our exciting career opportunities!

www.acclaim.com/company/careercenter

ACCLAIM