

FRONT COVER

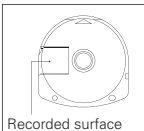
For safe use of this product, carefully read the following section of this manual and the Precautions section of the instruction manual supplied with the PSP handheld entertainment system before use. Retain both this software manual and the instruction manual for future reference.

Health precautions

- When operating the unit, play in a well-lit room and keep a safe distance from the screen.
- Avoid prolonged use of the system. Take a break of about 15 minutes during every hour of play.
- Do not use the system when you are tired or short of sleep.
- When using headphones, do not turn the volume up before putting the headphones on. Also, do not listen at loud volume levels for extended periods of time. Stop using the system immediately if you experience any of the following symptoms. If the condition persists, consult a doctor.
- Lightheadedness, nausea, or a sensation similar to motion sickness.
- Discomfort or pain in the eyes, ears, hands, arms, or any other part of the body.

Use and handling precautions

- This disc is PSP™ (PlayStation®Portable) format software and is intended for use with the PSP system only. If the disc is used with other devices, damage to the disc or to the device may result.
- This disc is compatible for use with the PSP™ system marked with FOR SALE AND USE IN U.S. ONLY.
- Depending on the software, a Memory Stick™ Duo or Memory Stick™ PRO Duo (both sold separately) may be required. Refer to the software manual for full details.
- Do not use while driving or walking. Do not use in airplanes or medical facilities where use is prohibited or restricted.
- Set the PSP™ system's wireless network feature to off when using the PSP™ on trains or in other crowded locations. If used near persons with pacemakers, the signal from the PSP™ system's wireless network feature could interfere with the proper operation of the pacemaker.
- If paused images are displayed on the screen for an extended period of time, a faint image may be left permanently on the screen.
- Store the disc in its case when not in use and keep in a place out of the reach of children. If the disc is left out this may result in warping or other damage to the disc.
- Do not leave the disc in direct sunlight, near a heat source, in a car or other places subject to high heat and humidity.
- Do not touch the opening on the rear of the disc (recording surface of the disc; see drawing). Also, do not allow dust, sand, foreign objects or other types of dirt to get on the disc.
- Do not block the opening with paper or tape. Also, do not write on the disc.
- If the opening area does get dirty, wipe gently with a soft cloth.
- To clean the disc, wipe the exterior surface gently with a soft cloth.
- Do not use solvents such as benzine, commercially-available cleaners not intended for CDs, or anti-static spray intended for vinyl LPs as these may damage the disc.
- Do not use cracked or deformed discs or discs that have been repaired with adhesives as these may cause console damage or malfunction.
- SCE will not be held liable for damage resulting from the misuse of discs.

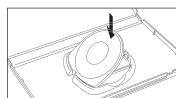
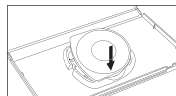


Ejecting the disc

Press the right side of the disc until it is in the position shown in the drawing and then remove it. If excess force is applied this may result in damage to the disc.

Storing the disc

Insert the bottom side of the disc and then press on the top side until it clicks into place. If the disc is not stored properly, this may result in damage to the disc.



"PlayStation" and the "PS" Family logo are registered trademarks and "PSP" and "UMD" are trademarks of Sony Computer Entertainment Inc. "Memory Stick Duo" and "Memory Stick PRO Duo" are trademarks of Sony Corporation.

TABLE OF CONTENTS

GETTING STARTED	2
STARTING UP	3
MAIN MENU	5
WPT SEASON	9
POKER OVERVIEW	11
WINNING POKER HANDS	13
PSP™ EXCLUSIVE CONTENT ..	14
PLAY NET POKER	16
TROUBLESHOOTING	19
MAIN MENU CONTINUED	21
TIPS TO ENJOYING WPT	22
CREDITS	25





For well over 100 years the game of poker has been the true unsung American pastime. It is the preferred leisure time game for America and now its influence is reaching many other parts of the world. In recent years poker has become even more of an American staple as a televised spectator sport, rich with the tension and colorful players that make it as fun to watch as any professional sport.

Now, World Poker Tour® puts all of this action on your PSP™. World Poker Tour brings you right to the table to bet and bluff with the best of them. So, wipe that grin off your face, throw on those shades and let's play some poker!

Menu Controls

- ⊗ button Select Highlighted Item, Advance
- △ button Back

In Game Controls

- ⊗ button Select Highlighted Option, Advance
- △ button Back
- Directional** buttons Scroll Through Game Items
- ⊙ button Game Information Screens
- START** Pause

MAIN MENU



Use this menu to choose your game type, set options or view the credits.

Play Poker

The Play Poker option allows you to participate in either a Quick Draw or WPT Season game. Either Select an existing Player or highlight an "Empty" slot and press the ⊗ button to create a new player. See Create Player for more details.

Create Player

To create a new player, highlight an "empty" character slot and press the ⊗ button to start the player creation process. When creating a new player, you can use the available sliders to customize your players Appearance, Face shape, Facial Features, Body, Tops, Bottoms, Shoes, Accessories and Personality. On the Create Player menu, move the directional button UP and DOWN to highlight a feature to change. Move the directional button LEFT or RIGHT to change the highlighted feature. You can also press the Square button to randomize the features. When you are satisfied with your selections, press the ⊗ button to accept the changes you have made.


Select a WPT Pro

You can choose to play one as one of the WPT pros. To do so, highlight an "empty" slot on the Select a Player screen and press the ⊙ button to bring up a list of WPT pros to chose from.





Edit Player

To change the appearance of a character that has already been created, go to the Select a Player screen, highlight the desired player and press the  button.

Quick Draw

For a quick game of poker, use the Quick Draw selection.

Quick Draw Options

- Game – The game type. See Poker Games for more information.
- Location – The arena in which the poker game is played: Select from The Illusion, Commerce Casino, The Bicycle Casino, WPT at Sea, Aviation Club de France, The Millennium Casino, Bay 101, Foxwoods Resort Casino, Borgata and Aruba.
- Limit – Set the amount one can bet in a single turn: No Limit, Limit, Pot Limit, Half- Pot Limit.
- Buy-in – Set the buy-in for the tournament.
- Number of Players – Set the number of players for the game.
- Opponent Skill – Set the skill of each opponent in the game: Amateur, Professional, WPT All-Stars.
- Blinds/Ante Levels – The blinds increase over time. Set the amount of time before each blind increase: 5,10,15 or 20 minutes.




2K Sports Tip -

Create your own poker game

If you want to break out from the norm and create your own game with a custom ruleset, use the Create a Game option on the main menu to do so. From the main menu select create a game, then select which base rules to use from Hold'em, Stud, or Draw. On the next screen you will be able to select which wildcards you want if any followed by game type and Hi/Lo hand qualifier etc. When you are done with that screen, back out of create a game and choose "yes" when asked if you want to save your game (This will save your game type with the name that you gave it). To play the game that you created, go to Play Poker, select your player, select Quick Draw. In the Game Type category at the top scroll to the left and your new game's name will be the first game type to the left. You can also host online games with your created game type.



Game Information Screens

At any time during the game you can press the  button and move the directional buttons right and left to view the Game Information Screens. There are eight of them in the game and you will need to move the directional button down on some of these screens to see the information for all of the players at your table.

WPT Chip Count Screen – Current chip count for all players at your table

Game Status Screen – Game type, location, prizes, level, stakes, blinds

Hand History Screen – All player actions for the current hand

Hand Statistics – Player stats for each player at your table (move down to see all players)

Career Record – Career money records for each player at your table (move down to see all players)

Game Rules – Complete game rules for the current game

Hand Rankings – Hand Rankings from low to high

Play Styles – Unique play styles for each player at your table (move down to see all players)

WPT SEASON



Ever wanted to be a professional poker player? Think of the fame and money you will earn as you battle your way to the top in WPT Season mode. Start out playing local small games and earn enough money to make it to the big World Poker Tour tournaments.

- **Satellite Game** – The Satellite game is a great place to start and earn money and a chance at a free buy-in to the Super Satellite game.
- **Super Satellite Game** – If you want to break in to the tournament finale, you should use the Super Satellite to get a chance for a free buy-in. Be careful; the stakes are higher and the competition is smarter.
- **Tournament Finale** – This game is for the serious players only. With a steep buy-in and tough competition, you better get some practice under your belt before you sit at the table in the tournament finale.

Once you complete the tournament finale of your current level, you will move on to the next level of play. Work your way through amateur and professional seasons to earn entry to the Battle of Champions and a chance to become the WPT World Champion!


WPT Invitational Events

If you advance to the Final Table of any WPT Season Main Event, you will be invited to a Special WPT invitational event. These special events feature a table of WPT All Stars to battle for tournament cash prizes.

Achievements

While you are playing WPT under any Player Profile, you can earn trophies and Reward Chips by getting good poker hands, winning tournaments and other in game events. Your statistics, Reward Chips and trophies are recorded. Go to Achievements to view them.

2K Sports Tip - Track your stats and improve your game.

The best poker players pay attention to their past games and try to correct their mistakes. You can use the Hand Statistics Screen to do this. During the game, you can bring up your Hand Statistic Screen at anytime by pressing the  button. This will open the game information screen. Then, scroll to screen 4 which is called the Hand Statistic Screen. Here you can see your complete hand statistics for each character that you create and play with. This handy screen allows you to improve your game by watching your tendencies to fold, check or raise. You can also use this screen to see the hand statistics of your opponents as well. The Hand Statistics Screen works both online and offline.

Reward Chips

When you receive Reward chips, you can use them to purchase special items and clothing for your player. Use the edit player feature in the Player Select screen to adjust the appearance of your player.

See page 21 for more main menu options.

Blinds

At the start of each hand two “Blind” bets are put up or “posted.” The player immediately to the left of the dealer posts the small blind, which is equal to half the minimum bet. The Player to the left of the small blind posts the big blind, which is equivalent to the minimum bet for the table. No other players put in money at the start of the hand. As the dealer rotates around the table so do the blinds. Blinds are posted at the beginning to assure that at least one player on the table has an investment in each hand.

Opening Bet

After each player is dealt two cards face down, players can look at their cards and make bets or “check” based upon the strength of their hand—or you can just bluff! Checking is essentially passing on your opportunity to bet, but staying in the hand. You can only check if no one raised before you in the current betting round. Betting begins at the person to the left of the big blind and goes around till all players have had a chance to bet, raise or check.

The Flop

After the first betting round is complete, the dealer puts three cards face up in the middle of the table. These cards are called the “Flop” and are community cards to be used by all players. Another betting round begins with the player to the left of the dealer.

PSP™ EXCLUSIVE CONTENT

WPT for the PSP™ is loaded with new exclusive content to add variety and fun to your World Poker Tour experience. The following is a list of new features only available on the PSP™:

Twenty PSP™ Exclusive WPT Invitational Events


If your player manages to advance to the Final table of any WPT Season events, they will be invited to a Special WPT invitational event. These Exclusive WPT Invitational events are modeled after the Actual WPT Invitionals. They occur at WPT Final table sets and feature a table of WPT Champions to play against. This is a great way to see how you measure up to the pros as you progress through the WPT Season Mode.

Poker Lingo Tips

50 Poker Lingo Tips have been added to WPT for the PSP™. These new tips are all related to the phrases that Mike and Vince say while they announce the game. These tips will help you better understand the game of poker on your PSP™ and beyond!

Play Styles Screen

Brand new in WPT for the PSP™, you can use the Play Styles Screen to view each player's unique playing style as long as they are at your table. Get a sneak peek at your opponent's level of aggression, bluffing ability, and more.

To view playing styles in the game hit the  button and scroll left to the Playing Styles Screen. Scroll down to view each player at your table's unique playing style.

New Unique Clothing Items!

Customize your player with 30 new clothing items, which can be found in the "tops" menu within the edit player menu.

Tons of New NPC Taunts and Dares

There are over 100 different taunts and dares that your opponents will dish out based upon the situation. Better know how to keep your cool!

Exclusive Pro-audio Phrases

These are special audio phrases that the WPT Pro players say when you are playing as or against them.

Up to One Thousand Player Tournaments

The maximum number of players in a single WPT tournament has been raised to 1000 players! Think you can push your way to the top in a thousand player poker tournament?

New Final Table Locations

Ten new final table locations have been added to WPT for the PSP™. You can even select which final table to use in an online game.

More Opponents

There are now 200 more WPT Season Mode opponents to go up against in WPT for the PSP™.

Online Trophy Case

Users can now view their ONLINE character's achievements, trophies, award chips, and stats before entering a game.



PLAY NET POKER

Use this Option to play an online game against real opponents.

Network Connect

Select the type of connection you will be using to connect to the network.


Select a Player


Create or select a player you will use online. Once you are online you can choose to join a WPT online game or check your achievements from previous sessions.

To Join a Game

Enter the WPT Network Join screen.

Use the directional button to sort by any of the categories.

Press the  button to accept your filtered categories.

Highlight the preferred game and press the  button to enter that game.



Play Poker

Once you find a poker game, the game is just like playing offline. For more information see Quick Draw.

Options

Use this screen to adjust the options for Audio, Gameplay and Net Gameplay.

Show Player List

Use this screen to see a list a players in the current game.

Quit This Game

Use this option to quit this game and return to the Online Menu.

Quit to Main Menu

Use this option to quit this game and return to the Online Menu.

to that which you assigned to your PSP™ in step 1.

If you are not comfortable modifying PSP™ or router configurations talk to a friend who is or contact customer service for your router or 2K Sports. WPT uses the GameSpy matchmaking service online. There is no hosting service for the game. The title itself acts as the host or the client, depending on whether the user creates the table or joins one. We will be renewing our matchmaking service with Gamespy on a yearly basis and there are no plans to terminate this.

MAIN MENU CONTINUED

Create -a- Game

If you want to make a poker game with your own rules, use this mode to create that game.

WPT Boot Camp

If you need an overview of the rules to Texas Hold 'Em, go here to see them.

Load a Game

Load any saved game here using a Memory Stick Duo™.

Save a Game

Save your game progress here using a Memory Stick Duo™.

Options

Use this screen to adjust the Audio, Gameplay, Network Gameplay, use the Network Configuration and view the Credits.

WPT Poker Corner™

Poker Corner is a collection of videos of the pros giving poker advice for specific situations. There are lot of great tips so don't forget to check'em out!

Win Reward Chips and Buy Some New Clothes

During the game you will win Reward chips for accomplishing goals such as beating a full house or going all in and doubling up. You can view all of the reward criteria at the end of this list or by going to the trophy case screen. To upgrade your character's look, go to the select a player screen and select the character you want to upgrade and select "edit". This screen will allow you to purchase different clothing types for Reward chips. WPT for the PSP™ contains additional exclusive clothing to be purchased with Reward chips.

Play the Single Player Game as a WPT Pro Player

For all you fans of WPT out there, you can play as one of the Pros! Playing as a WPT Pro means that your character will look like the pro that you select and your character will have their unique voice instead of the normal player voices. The pro voices are definitely the most unique in the game, so try them all and hear how the pros play poker. There's plenty of smack talking to go around the table when you play as a WPT Poker Pro!

Fold & Skip Feature for Offline Games

When it is your turn to make a move during the single-player game, move the **directional button** to the left a few times and you will see the option for Fold & skip. This allows you to speed up the game and skip the hand if you don't like your hole

cards. You can't win a hand when you fold and skip but this does help to speed up the game considerably if you use this handy Fold & Skip feature. Remember, you are still losing your blinds and/or antes each time you use this feature.

Flaunt your Hole Cards after Winning a Hand Online

If everyone folds out of a hand and you win the hand, you have the option to show your hole cards to the other players at the table. To flaunt your cards to the table after winning a hand online, press the **right directional** button until the expose hand option is displayed then press the **⊗** button. This is a fantastic feature for online play to show your bluffs and try to put other players on tilt when they see you bluffed them out of the hand with 7-2 off-suit!

Create Billions and Billions of Cool Characters in the Game

Yeah, that's a lot! The character creation feature in WPT is the most advanced of any poker game on the market. There are truly billions of characters that you can create in the robust character creation system. You can save up to four offline and four online characters at any time. To create some cool characters, select Play Poker from the main menu, then highlight an empty slot and press the **⊗** button. Take some time to explore all the different options available to you. You will be able to come up with some great looking characters.

The Reward Chips & Trophy Case

Here are the goals that you can accomplish with your reward chips in the game for your character. Reward chips can then be traded for clothing and accessory upgrades in the character edit screen.

BRONZE CHIP

Having a pair of aces in the hole
Beating a pair of aces or kings
Making a 2-pair hand Making a straight hand
Making a 3-of-a-kind hand

SILVER CHIP

Bluffing Making a full house hand
Beating 2-pair
Beating 3-of-a-kind
Making a flush hand

GOLD CHIP

Making a 4-of-a-kind hand
Beating a straight
Winning a large pot on the river
Going all-in, large stack, doubling-up
Winning a large pot on a bluff

PLATINUM CHIP

Making a straight flush hand
Beating a flush Going all-in, winning a large pot on the river
Going all-in, large stack, tripling-up
Going all-in, bluffing, large stack, doubling-up

DIAMOND CHIP

Making a royal flush hand
Making a five-of-a-kind hand (1 wildcard)
Beating a full house
Going all-in, bluffing, large stack, tripling-up
Going all-in, large stack, quadrupling-up

Coresoft Inc.

Lead Programmer

Geoff Goldberg

Programmers

Doug Kuppinger
Chris Harvey
Jeff Avella
Russell Hunter

Art Direction

Michael Woolf

Game Design

Geoff Goldberg

Artists

Mat Hale
Erik Van Pelt
Esequiel Ramon Garcia

Additional Art

Jeff Avella
Matt Roszak

Creative Director

Steven Ehrensperger

President and CEO

Dave Connelly

VP of Development

Chris Harvey

Chief Financial Officer

Mary Ellen Connelly

Office Manager

Marni Falk

Sound

SoundMine
Doug Kuppinger

Reference Photography

David Minkin

Voice Credits

Mike Sexton
Vince Van Patten
Lyle Berman
Antonio "The Magician" Esfandiari
Phil "The Unabomber" Laak
Erick "E-Dog" Lindgren
Michael "The Grinder" Mizrahi
Evelyn Ng
Keven Brennan
Robin Brennan
John Hambrick
Sandra Logan
Bill McMillin
Judy Nagy
Kristin Neubauer
JD Posey

Sound Recording Studios

Digital Insight Recording Studios
Austin Soundmine
f. BOO Music

Special Thanks

Russell Hunter
Yuki Furumi
Chloe and Dylan Connelly
Tara Harvey
Alex & Danielle Goldberg
Sirima Kuppinger
Becky, Ryan, Keith, James, & Esther
Gretchen Widmer
Jennye, Ezra, and Boaz Woolf
Jim and Carole Roszak
The One They Call Girls
Liam Christian Harvey

GameSpy SDK

Bill "OwnageMachine" Dewey
Daniel "Mr. Pants" Schoenblum
David "crt" Wright

You've played the game, now learn how to cash in!



♠ **Coming Soon**



♣ **Available Now**



 **Collins**

An Imprint of HarperCollins Publishers
www.harpercollins.com

Register at
www.2Ksports.com

Receive:

- *Email news*
- *Exclusive information*
- *Special offers from 2K Sports*



LIMITED SOFTWARE WARRANTY AND LICENSE AGREEMENT

YOUR USE OF THIS SOFTWARE IS SUBJECT TO THIS LIMITED SOFTWARE WARRANTY AND LICENSE AGREEMENT (THE "AGREEMENT") AND THE TERMS SET FORTH BELOW. THE "SOFTWARE" INCLUDES ALL SOFTWARE INCLUDED WITH THIS AGREEMENT, THE ACCOMPANYING MANUAL (S), PACKAGING AND OTHER WRITTEN, ELECTRONIC OR ON-LINE MATERIALS OR DOCUMENTATION, AND ANY AND ALL COPIES OF SUCH SOFTWARE AND ITS MATERIALS. BY OPENING THE SOFTWARE, INSTALLING, AND/OR USING THE SOFTWARE AND ANY OTHER MATERIALS INCLUDED WITH THE SOFTWARE, YOU HEREBY ACCEPT THE TERMS OF THIS LICENSE WITH 2K SPORTS. ("LICENSOR").

LICENSE. Subject to this Agreement and its terms and conditions, LICENSOR hereby grants you the non-exclusive, non-transferable, limited right and license to use one copy of the Software for your personal use on a single console. The Software is being licensed to you and you hereby acknowledge that no title or ownership in the Software is being transferred or assigned and this Agreement should not be construed as a sale of any rights in the Software. All rights not specifically granted under this Agreement are reserved by LICENSOR and, as applicable, its licensors.

OWNERSHIP. LICENSOR retains all right, title and interest to this Software, including, but not limited to, all copyrights, trademarks, trade secrets, trade names, proprietary rights, patents, titles, computer codes, audiovisual effects, themes, characters, character names, stories, dialog, settings, artwork, sounds effects, musical works, and moral rights. The Software is protected by United States copyright law and applicable copyright laws and treaties throughout the world. The Software may not be copied, reproduced or distributed in any manner or medium, in whole or in part, without prior written consent from LICENSOR. Any persons copying, reproducing or distributing all or any portion of the Software in any manner or medium, will be willfully violating the copyright laws and may be subject to civil and criminal penalties. Be advised that Copyright violations are subject to penalties of up to \$100,000 per violation. The Software contains certain licensed materials and LICENSOR's licensors may protect their rights in the event of any violation of this Agreement.

LICENSE CONDITIONS

You agree not to:

- Commercially exploit the Software;
- Distribute, lease, license, sell, rent or otherwise transfer or assign this Software, or any copies of this Software, without the express prior written consent of LICENSOR;
- Make copies of the Software or any part thereof;
- Except as otherwise specifically provided by the Software or this Agreement, use or install the Software (or permit others to do same) on a network, for on-line use, or on more than one console at the same time;
- Copy the Software onto a hard drive or other storage device and must run the Software from the included CD-ROM (although the Software may automatically copy a portion of itself onto your console during installation in order to run more efficiently);
- Use or copy the Software at a computer gaming center or any other location-based site; provided, that LICENSOR may offer you a separate site license agreement to make the Software available for commercial use;
- Reverse engineer, decompile, disassemble or otherwise modify the Software, in whole or in part;
- Remove or modify any proprietary notices or labels contained on or within the Software; and
- transport, export or re-export (directly or indirectly) into any country forbidden to receive such Software by any U.S. export laws or accompanying regulations or otherwise violate such laws or regulations, that may be amended from time to time.

THE SOFTWARE UTILITIES.

The Software may contain a level editor or other similar type tools, assets and other materials (the "Software Utilities") that permit you to construct or customize new game levels and other related game materials for personal use in connection with the Software ("Customized Game Materials"). In the event the Software contains such Software Utilities, the use of the Software Utilities is subject to the following additional terms, conditions and restrictions:

- All Customized Game Materials created by you are exclusively owned by LICENSOR and/or its licensors (as the case may be) and you hereby transfer, assign and convey to LICENSOR all right, title and interest in and to the Customized Game Materials and LICENSOR and its permitted licensors may use any Customized Game Materials made publicly available to you for any purpose whatsoever, including but not limited to for purposes of advertising and promoting the Software;
- You will not use or permit third parties to use the Software Utilities and the Customized Game Materials created by you for any commercial purposes, including but not limited to distributing, leasing, licensing, renting, selling, or otherwise exploiting, transferring or assigning the ownership of such Customized Game Materials;
- Customized Game Materials must be distributed solely for free; provided, that you may contact

LICENSOR for a license to commercially exploit the Customized Game Materials which LICENSOR may grant or deny in its sole discretion;

- (d) Customized Game Materials shall not contain modifications to any other executable files;
- (e) Customized Game Materials must be used alone and can be created if the Customized Game Materials will be used exclusively in combination with the commercially released retail version of the Software.
- (f) Customized Game Materials cannot contain libelous, defamatory or other illegal material, material that is scandalous or invades the rights of privacy or publicity of any third party, or contain any trademarks, copyright-protected work or other property of third parties (without a valid license); and
- (g) All Customized Game Materials must contain the proper credits to the authors of the Customized Game Materials and must indicate that LICENSOR is not the author of the Customized Game Materials with additional language that "THIS MATERIAL IS NOT MADE, GUARANTEED OR SUPPORTED BY THE PUBLISHER OF THE SOFTWARE OR ITS AFFILIATES."

LIMITED WARRANTY: LICENSOR warrants to you (if you are the initial and original purchaser of the Software) that the original storage medium holding the Software is free from defects in material and workmanship under normal use and service for 90 days from the date of purchase. If for any reason you find a defect in the storage medium during the warranty period, LICENSOR agrees to replace, free of charge, any Software discovered to be defective within the warranty period as long as the Software is currently being manufactured by LICENSOR. If the Software is no longer available, LICENSOR retains the right to substitute a similar program of equal or greater value. This warranty is limited to the storage medium containing the Software as originally provided by LICENSOR and is not applicable to normal wear and tear. This warranty shall not be applicable and shall be void if the defect has arisen through abuse, mistreatment, or neglect. Any implied warranties prescribed by statute are expressly limited to the 90-day period described above. Except as set forth above, this warranty is in lieu of all other warranties, whether oral or written, express or implied, including any other warranty of merchantability, fitness for a particular purpose or non-impairment, and no other representations or warranties of any kind shall be binding on LICENSOR.

When returning the Software subject to the limited warranty above, please send the original Software only to the LICENSOR address specified below and include: your name and return address; a photocopy of your dated sales receipt; and a brief note describing the defect and the system on which you are running the Software.

IN NO EVENT WILL LICENSOR BE LIABLE FOR SPECIAL, INCIDENTAL OR CONSEQUENTIAL DAMAGES RESULTING FROM POSSESSION, USE OR MALFUNCTION OF THE SOFTWARE, INCLUDING DAMAGES TO PROPERTY, LOSS OF GOODWILL, COMPUTER FAILURE OR MALFUNCTION AND, TO THE EXTENT PERMITTED BY LAW, DAMAGES FOR PERSONAL INJURIES, EVEN IF LICENSOR HAS BEEN ADVISED OF THE POSSIBILITY OF SUCH DAMAGES. LICENSOR'S LIABILITY SHALL NOT EXCEED THE ACTUAL PRICE PAID FOR USE OF THE SOFTWARE. SOME STATES/COUNTRIES DO NOT ALLOW LIMITATIONS ON HOW LONG AN IMPLIED WARRANTY LASTS AND/OR THE EXCLUSION OR LIMITATION OF INCIDENTAL OR CONSEQUENTIAL DAMAGES, SO THE ABOVE LIMITATIONS AND/OR EXCLUSION OR LIMITATION OF LIABILITY MAY NOT APPLY TO YOU. THIS WARRANTY GIVES YOU SPECIFIC LEGAL RIGHTS, AND YOU MAY HAVE OTHER RIGHTS THAT VARY FROM JURISDICTION TO JURISDICTION.

TERMINATION: This Agreement will terminate automatically if you fail to comply with its terms and conditions. In such event, you must destroy all copies of the Software and all of its component parts. You can also end this Agreement by destroying the Software and all copies and reproductions of the Software and deleting and permanently purging the Software from any client server or computer on which it has been installed.

U.S. GOVERNMENT RESTRICTED RIGHTS: The Software and documentation have been developed entirely at private expense and are provided as "Commercial Computer Software" or "restricted computer software." Use, duplication or disclosure by the U.S. Government or a U.S. Government subcontractor is subject to the restrictions set forth in subparagraph (c)(1)(ii) of the Rights in Technical Data and Computer Software clauses in DFARS 252.227-7013 or as set forth in subparagraph (c)(1) and (2) of the Commercial Computer Software Restricted Rights clauses at FAR 52.227-19, as applicable. The Contractor/ Manufacturer is the LICENSOR at the location listed below.

EQUITABLE REMEDIES: You hereby agree that if the terms of this Agreement are not specifically enforced, LICENSOR will be irreparably damaged, and therefore you agree that LICENSOR shall be entitled, without bond, other security, proof of damages, to appropriate equitable remedies with respect any of this Agreement, in addition to any other available remedies.

INDEMNITY: You agree to indemnify, defend and hold LICENSOR, its partners, licensors, affiliates, contractors, officers, directors, employees and agents harmless from all damages, losses and expenses arising directly or indirectly from your acts and omissions to act in using the Software pursuant to the terms of the Agreement.

MISCELLANEOUS: This Agreement represents the complete agreement concerning this license between the parties and supersedes all prior agreements and representations between them. It may be amended only by a writing executed by both parties. If any provision of this Agreement is held to be unenforceable for any reason, such provision shall be reformed only to the extent necessary to make it enforceable and the remaining provisions of this Agreement shall not be affected. This Agreement shall be construed under New York law as such law is applied to agreements between New York residents entered into and to be performed within New York, except as governed by federal law and you consent to the exclusive jurisdiction of the state and federal courts in New York, New York.

IF YOU HAVE ANY QUESTIONS CONCERNING THIS LICENSE, YOU MAY CONTACT IN WRITING 2K SPORTS, 575 BROADWAY, NEW YORK, NY 10012.

OBTAINING TECHNICAL SUPPORT/SERVICE

To receive additional support, including troubleshooting assistance, please contact:

- web site <http://2Ksports.com/>
- e-mail customerservice@2Ksports.com
- telephone 1-415-507-7750

©2005 Take-Two Interactive Software and its subsidiaries. All rights reserved. 2K Sports, the 2K Sports logo, and Take-Two Interactive Software are all trademarks and/or registered trademarks of Take-Two Interactive Software, Inc. All Rights Reserve.

World Poker Tour & Spade Card Design are trademarks of WPT Enterprises, Inc. © 2005 WPT Enterprises, Inc. All Rights Reserve. All photographic images contained herein are property of WPT Enterprises, Inc. and used with permission herein. © 2005 WPT Enterprises, Inc. All Rights Reserved. Bee Royal Face Card Designs used are ©2005 The United States Playing Card Company. All Rights Reserved.

©2003 RenderWare is a registered trademark of Criterion Software Limited. Portions of this software are ©1998-2005 Criterion Software Limited and its Licensor.



BACK COVER