

LOONEY TUNES

TUNES

BACK IN ACTION.



EmuMovies

ELECTRONIC ARTS™



WARNING: READ BEFORE USING YOUR PLAYSTATION 2 COMPUTER ENTERTAINMENT SYSTEM.

A very small percentage of individuals may experience epileptic seizures when exposed to certain light patterns or flashing lights. Exposure to certain patterns or backgrounds on a television screen or while playing video games, including games played on the PlayStation 2 console, may induce an epileptic seizure in these individuals. Certain conditions may induce previously undetected epileptic symptoms even in persons who have no history of prior seizures or epilepsy. If you, or anyone in your family, has an epileptic condition, consult your physician prior to playing. If you experience any of the following symptoms while playing a video game—dizziness, altered vision, eye or muscle twitches, loss of awareness, disorientation, any involuntary movement, or convulsions—IMMEDIATELY discontinue use and consult your physician before resuming play.

WARNING TO OWNERS OF PROJECTION TELEVISIONS:

Do not connect your PlayStation 2 console to a projection TV without first consulting the user manual for your projection TV, unless it is of the LCD type. Otherwise, it may permanently damage your TV screen.

USE OF UNAUTHORIZED PRODUCT:

The use of software or peripherals not authorized by Sony Computer Entertainment America may damage your console and/or invalidate your warranty. Only official or licensed peripherals should be used in the controller ports or MEMORY CARD slots.

HANDLING YOUR PLAYSTATION 2 FORMAT DISC:

- This disc is intended for use only with PlayStation 2 consoles with the NTSC U/C designation.
- Do not bend it, crush it, or submerge it in liquids.
- Do not leave it in direct sunlight or near a radiator or other source of heat.
- Be sure to take an occasional rest break during extended play.
- Keep this compact disc clean. Always hold the disc by the edges and keep it in its protective case when not in use. Clean the disc with a lint-free, soft, dry cloth, wiping in straight lines from center to outer edge. Never use solvents or abrasive cleaners.

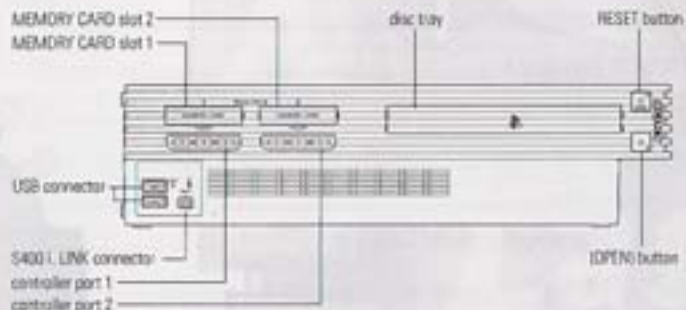
This product has been rated by the Entertainment Software Rating Board. For information about the ESRB rating, or to comment about the appropriateness of the rating, please contact the ESRB at 1-800-771-3772.

CONTENTS

STARTING THE GAME	2
COMMAND REFERENCE	3
COMPLETE CONTROLS	4
INTRODUCTION	5
SETTING UP THE GAME	6
MAIN MENU	6
TO START YOUR LOONEY TUNES ADVENTURE	6
PLAYING THE GAME	7
GAMEPLAY SCREEN	7
TOON-SWAPPING	8
MORE TOON CONTROLS	10
ENEMIES	11
COLLECTIBLES	11
PAUSE MENU	13
OPTIONS MENU	14
SAVING AND LOADING	15
CREDITS	16
LIMITED 90-DAY WARRANTY	19

STARTING THE GAME

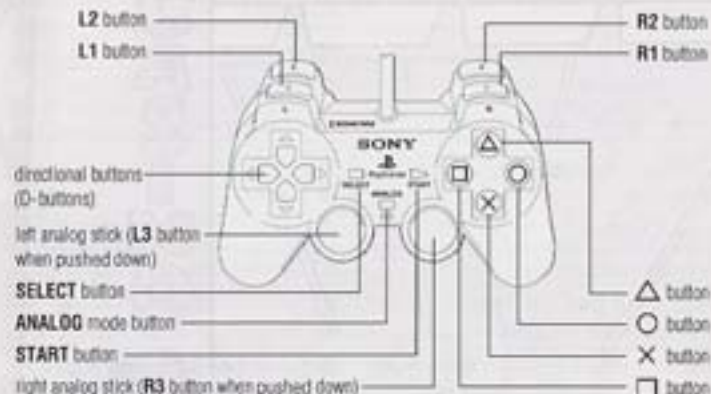
PLAYSTATION®2 COMPUTER ENTERTAINMENT SYSTEM



1. Set up your PlayStation®2 computer entertainment system according to the instructions in its Instruction Manual.
2. Make sure the MAIN POWER switch (located at the back of the console) is turned on.
3. Press the RESET button. When the power indicator lights up, press the open button and the disc tray will open.
4. Place the *Looney Tunes: Back in Action™* disc on the disc tray with the label side facing up. Press the open button again and the disc tray will close.
5. Attach game controllers and other peripherals, as appropriate.
6. Follow on-screen instructions and refer to this manual for information on using the software.

COMMAND REFERENCE

DUALSHOCK®2 ANALOG CONTROLLER CONFIGURATIONS



COMPLETE CONTROLS

GAME CONTROLS

ACTION	CONTROL
Movement	left analog stick
Action Button	Ⓢ button
Camera Mode (where available)	right analog stick
Attack	Ⓢ button
Jump	ⓧ button
Swap Character	Ⓢ button
Duck (to avoid danger)	R1 button (hold)
Ground Roll (curl into a ball to knock down the baddies)	R1 button (hold while running) (▶ Ground Roll on p. 11)
Ground Pound (when in mid-air, curl into a ball and dive-bomb to the ground. Use this to squash baddies and to destroy destructibles such as loudspeakers)	ⓧ button then R1 button (tap) in mid-air
Align Camera behind toon	L1 button (tap)
Toon's Eye View	L1 button (tap) then L1 button (hold)
Pause/Unpause and In-Game Options	START button

MENU CONTROLS

Highlight menu items	D-button ↵
Cycle choices/Move sliders	D-button ⇐
Select/Go to next screen	ⓧ button
Return to previous screen	Ⓢ button

INTRODUCTION

Experience the adventure of a lifetime with your old friends Bugs Bunny and Daffy Duck, on their quest to recover the mystical Blue Monkey Diamond. Stolen by the evil ACME™ Chairman, this precious jewel's magical powers have caused evolutionary mischief, turning ordinary folk into cheeky Monkeys! Now it's up to you to guide our heroes on their quest, as they set out to capture the Monkeys, recover the diamond, and save the world from Monkey madness!

As their journey leads them from the bright lights of Las Vegas to the exotic depths of the Jungle, our favorite rivals must overcome tricky challenges that will put their skills to the test. And that's just for starters. You'll also have to deal with ruthless enemies such as Yosemite Sam, Elmer Fudd and the Tasmanian Devil!! You must also remember to watch out for the pesky tourists. Those boys are obsessed with taking your picture. Phew!

Luckily, when two of the world's most famous toons unite, you get double the action! Through the magic of Toon-Swapping, either Bugs or Daffy can take the lead and use their own special abilities to overcome any obstacles.

Expect an action-packed Looney Tunes™ adventure from start to finish—it's mischievous Monkey mayhem all the way!

FEATURES

- Fun storyline inspired by the new Looney Tunes: Back In Action™ movie.
- Toon-Swapping: Choose between Bugs Bunny and Daffy Duck, each with their own special abilities.
- Experience five themed game environments ranging from Area 52 to The Louvre, the Wooden Nickel casino to the Jungle Ruins.

For more information on this game, visit looneytunesbackinaction.ea.com

SETTING UP THE GAME

Let's talk you through the basics, Looney Tunes fans!

MAIN MENU

Begin action at the Main menu.



NOTE: Default options are listed in **bold** in this manual.

Choose from three Film Reels (A, B and C) from which you can play and save a game. Select a Film Reel by bopping it from underneath (press the **X** button to jump). You can then either Play a game, have a quick go at a Traffic Attack, Erase a game or check out your Score.

TO START YOUR LOONEY TUNES ADVENTURE:

1. Press the left analog stick **↓** to highlight **PLAY**.
2. At the Map Screen, select the available stage you would like to play. Press the **X** button to confirm selection.

NOTE: When you select **PLAY** for the first time, the Looney Tunes intro is played out and you automatically begin the game. Whenever you select **PLAY** again, you will be taken to the Map Screen.

3. Press the left analog stick **→** to highlight the Challenge you wish to play and press the **X** button to begin playing the game.

NOTE: There are five challenges per stage and four bonus challenges to find in each level. A new Challenge becomes available when you complete the previous one.

PLAYING THE GAME

To have any chance of tracking down the Blue Monkey Diamond, you're going to need all the help you can get. Luckily for you, with their different skills Bugs and Daffy make an excellent team. So what are you waiting for? Learn the basics and start playing!

NOTE: "Toons" refers to Bugs and Daffy. An active toon is the playable toon that you are currently controlling. The inactive toon is the character you are not playing and is off screen. He often appears in the Toon Bubble.

GAMEPLAY SCREEN

Not sure what's what? Then read on...



The following will appear on your screen from time to time:

Carrots: The Carrot shows how much health you have remaining. It appears when it has depleted or been replenished. (See Carrots on p. 13.)

Action Button Icon: This multi-task button (the **X** button) allows you to perform a multitude of actions. (See The Action Button Icon on p. 10.)

Munkeys Collected: Displays the number of Munkeys caught so far. It appears whenever you manage to catch a Monkey. (See Munkeys on p. 12.)

Statues Collected: Indicates how many Michigan J. Frog statues you have collected within your current stage. It appears whenever you pick up a Michigan J. Frog statue. (See Michigan J. Statues on p. 12.)

Munnies: Shows you the total amount of Munnies accumulated by both Bugs and Daffy.

Toon Bubble: When one toon is inactive and off-screen, a Toon Bubble will appear in the bottom right-hand corner of the screen. The Toon Bubble is an invaluable link between Bugs and Daffy, who will provide you with either encouragement or jeers. Whenever both toons are on-screen at the same time, the Toon Bubble will disappear.


ACME Birdseed Boxes: Shows you the total amount of ACME Birdseed Boxes accumulated by both Bugs and Daffy. (See ACME Birdseed Box on p. 12.)

No Camera Icon: This icon appears whenever you are unable to control the camera.

TOON TIPS

Need advice? Along the way, you are given Toon Tips. These helpful hints pop up on-screen whenever information is needed.

TOON-SWAPPING


This game is all about team-work, or rather, toon-work. Who do you prefer? Bugs or Daffy? Each has his own special abilities which will come in handy for different challenges. Press the  button to alternate between the two characters.

NOTE: Toon-swapping isn't available when using toon-specific skills such as Bugs' Burrowing and Daffy's Diving. You cannot swap the characters when they are in the air, swimming or when they suffer any damage.

BUGS BUNNY

"What's up, Doc?"

BUGS BURROWING


One of the perks of being a rabbit is that you can burrow into soft ground to unearth buried objects and go under certain obstacles. Burrowing takes you to places that Daffy may have trouble getting to. Perform a Ground Pound over a grassy or dirty area and Bugs will dive underground. Press the left analog stick to control Bugs' movement as he burrows. An earth mound will show you where Bugs is going. Bugs will automatically collect or push out any buried objects while burrowing. Press the  button to exit from the ground.

NOTE: You have to be underneath unobstructed ground to jump out.

WABBIT WUMBLE

Lucky you! You have Wabbit Intuition. When standing next to any buried Munnies or rare collectibles, such as Michigan J. Frog statues, the controller will vibrate to let you know where they are. The closer you get to the buried goods, the more intense the vibration. Simply burrow underground to retrieve the Munnies!

DOUBLE JUMP

Being a rabbit, Bugs has naturally springy feet so he can jump very high. At the highest point of a normal jump, press the  button and watch Bugs curl into a ball and propel himself even higher! This allows you to reach those high-up places that Daffy just can't get to.

RENT COSTUMES



Ever fancied seeing Bugs Bunny in a grass Hula skirt? Now's your chance! Looney Tunes: Back In Action gives you the opportunity to purchase some of the craziest costumes around. Use these cunning disguises to manipulate the bad guys in mischievous ways. Just make sure you have enough Munnies and keep an eye out for the Costume Door.



DAFFY DUCK

"You're despicable!"

FLUTTER JUMP

Daffy uses his "wings" to add a little extra air time to his jumps. Press the  button at the highest point of a normal jump, and watch Daffy flap his feathered arms furiously. Repeatedly pressing the  button allows Daffy to perform a Flutter Jump for a few seconds.


RENT A DUCK DANGER COSTUME

Want the invulnerability of a super hero? This zany costume gives Daffy a sense of braveness which gives him the confidence to do a number of things including diverting dangers and protecting him from the baddies. By braving perils, Daffy can help Bugs with his journey; by tripping traps and helping Bugs move forward safely. The Duck Danger Costume gives Daffy some great skills, but you need to make the most out of the costume as it doesn't last long.

NOTE: In situations that require Daffy to be brave, he must purchase a Duck Danger Costume to survive and successfully complete the challenge.



NOTE: Keep an eye out for Daffy's Costume Doors. Just make sure you have enough Munnies...

SWIMMING

Daffy can swim to exciting places. Press the left analog stick to paddle. You can jump out of the water at any time by pressing the  button.

WARNING: Bugs cannot swim! Daffy's your best friend in any water environments.

DUCK DIVE

Dive deep under the water to retrieve submerged Munnies and other hard to find collectibles, such as Michigan J. Frog statues. Press the  button to perform the Duck Dive. The longer you hold the  button, the deeper Daffy dives. (It's also a great way of avoiding danger!)



MORE TOON CONTROLS

THE ACTION BUTTON ICON

This multi-use button (the **ⓧ** button) allows you to do many cool things. You can perform multiple Actions via the use of a single button. The Action Button will appear on screen whenever it can be used.

The Action Button lets you use the special skills associated with your rented costumes and chat with friendly Looney Tunes characters. It also lets you collect Hens and Yum Yums!

EA TIP: Whenever you see a finger icon tapping on the Action Button, this is your signal to tap the Action Button as fast as you can.

HENS AND YUM YUMS

Hens and Yum Yums are small creatures that Bugs and Daffy can catch and use as weapons or as crafty tools to help them with their journey.

You can use them to throw at a target to help open a door, activate a switch or to attack enemies with.

⇒ Tap the Action Button to throw in the direction the toon is facing and hold the Action Button to aim.

JUMPING

Jumping is pressure sensitive. Tap the **ⓧ** button to perform a small hop or hold the **ⓧ** button to perform a big jump. When in the air, you can press the left analog stick in the direction you want your toon to jump in.

WALL JUMPING

Bugs and Daffy can perform a Wall Slide by jumping up against certain walls. As you slide down the wall, you can perform a Wall Jump at any time by pressing the **ⓧ** button. You will then bounce off the wall 180 degrees in the opposite direction!

EA TIP: Successive Wall Jumps between two walls will allow your toon to jump higher and higher and higher. This will let you reach those hard to find places and hidden Munnies and collectibles.

ATTACKING

Troublesome tourists getting in the way? Loudspeakers need destroying? Baddies making a beeline for you? Never fear—you can fight back! Press the **ⓧ** button to attack whoever you like. Bugs uses an ACME Oversized Mallet and Daffy makes a swing with an ACME Bam Pan.

NOTE: You can even attack when jumping!

GROUND ROLL

Press and hold the **R1** button while running to Roll, and Bugs or Daffy will curl into a ball and knock down the baddies and destructibles.

ACME TOON DELIVERY

Want your sidekick to be right by your side? If you happen to stumble across an ACME Mail Box, then you're in luck. Whack one and your inactive toon will be delivered to your current location.

NOTE: The ACME Mail Boxes also act as checkpoints. When you perish, you are transported back to the last ACME Mail Box you passed.

ENEMIES

As you make your way through the amazing world of Looney Tunes, you'll find various baddies such as security guards patrolling the grounds or tribesmen guarding valuable pick-ups. Watch out, as they will do anything in their power to stop you!

COLLECTIBLES

There are a few important items to collect throughout the game, in particular, Munnies and Munkeys. Want to know more? Then read on...

MUNNIES

Get rich quick! Scattered on each stage are plenty of Munnies for you to collect. Accumulate these twinkling coins, bars of gold, and bundles of bills to purchase some great items to help you on your journey. You can rent amazing costumes, but save enough Munnies for your travel fare, which will allow you to move on to the next stage.

NOTE: You cannot progress onto the next stage unless you have collected enough Munnies.

COUNTING THE PENNIES...

Coins are worth \$5 each, a bundle of bills is worth \$50, and a beautiful bar of gold is worth a cool \$100. Just watch that tally grow...

HONKEYS

Once upon a time, these little creatures were innocent people. Unfortunately, they were transformed into Monkeys by the evil ACME Chairman, and now they roam the world. There are five Monkeys to capture on each stage and four Bonus Monkeys. (See *Bonus Monkeys* below.)

Other toons have managed to bag Monkeys but have no use for them. So by doing little favors for these crazy characters or by offering them Munnies, they will be more than happy to hand them over!

When you successfully complete a challenge, the location of a Monkey is revealed to you. Get to this Monkey and capture him by simply bumping into him. Only by bagging every Monkey are you able to enter the final challenge. If you fail to collect at least 35 Monkeys, then the Blue Monkey Diamond cannot be destroyed.

BONUS MONKEYS

In addition to the Monkeys obtained through completing challenges, you can also catch and collect Bonus Monkeys. To do this, you need to participate in challenges that exist on each stage. There are an extra four Bonus Monkeys to collect per stage.

ACME BIRDSEED BOX

Collect these seed boxes to gain entry into a hidden level to help collect all Monkeys. There are seven Birdseed Boxes on each stage—collect them all to unlock the Wile E. Coyote Game.

MICHIGAN J. STATUES

There are 20 gold statues available on each stage. Collect them and top up your Statues Collected Tally. If you manage to collect all 20 statues on a stage, then you are awarded a Bonus Monkey.

CARROTS

Bugs and Daffy each begin a stage with a whole Carrot. You can take up to three hits before you perish. Each time you are hit, the Carrot is eaten away some more.

You can lose your health in a number of ways: attacks from baddies, coming into contact with hazardous substances and objects such as hot lava or a spiky cactus, and falling from a great height. When your toon suffers any kind of damage, he'll flash, giving him a few moments of invulnerability.

When you reach the last Carrot chunk—that is, when you're almost out of health—any further damage will finish you off. Once you have perished, your active toon starts again at the last ACME Mail Box they passed.


You can top up your health by collecting Carrots, which you'll find scattered around on different levels.

NOTE: Any damage to the active toon will not affect the inactive toon.

PAUSE MENU

⇒ Press the **START** button at any time to pause the game and access the in-game options. Press the **START** button again to resume play.

While on pause, the following items appear on-screen: Collected Monkeys, Munnies, Health, Percentage of Game Completed and Toon Bubble.

Press the left analog stick  to cycle through the following options:

Continue Game: Resume play.

Map Screen: Select this option to go back to the Map Screen.

Quit Game: Quit the game and go back to the title screen.

OPTIONS MENU

Change your game options to suit your preferences. At the Main menu, walk to the right until you are in the Options Area. Cycle through your choices by pressing the left analog stick \leftarrow . This is then saved automatically.

Stereo: Choose between STEREO and MONO sound.

SFX Volume: Switch between 1 (quiet) – 10 (very loud) or turn them OFF.

Vibration: Turn Vibration **ON** or OFF.

Music Volume: Alternate between 1 (quiet) – 10 (very loud) or turn Music OFF.

Banter Volume: Alternate between 1 (quiet) – 10 (very loud) or turn Banter OFF.

Screen Position: Press the left analog stick to set the screen position. Press the \times button to confirm or press the \circ button to return to the default.

Cheat Codes: Struggling? Have a cheat code? Then select CHEATS to make things a little easier.

Bonus Features: View cool extras like cartoons and trailers. Press the left analog stick \rightarrow to cycle through the different films available and press the \times button to select a clip. Press the **START** button at any time to go back to the film menu.

Credits: Take a look at who made this game.

SAVING AND LOADING


NOTE: Never insert or remove a memory card (BME) (for PlayStation[®]2) when loading or saving files.

TO LOAD OR DELETE A SAVED GAME:

1. At the Main menu, choose the Film Reel you saved your game to. Your progress has been saved automatically.
2. Select **PLAY** to continue your saved game or **ERASE** to delete the saved game.

NOTE: You can use this function to revisit the main levels in order to collect anything you missed, such as Monkeys and Mummies.

That's all, folks!



CREDITS

ELECTRONIC ARTS

Producer: Michael Rees
Assistant Producer: Jason Bertfoel
Development Director: Max Taylor
Business Development: Coleste Manille
Product Manager: Erika Peterson
European Marketing Manager: Rosamorie Dalton
European Product Manager: Sergio A. Salvador
Documentation: Katie Joyson
Public Relations: Kirsten Hunt, Ben McDowd
Package Project Management: Angela Santos, Scott Gillett
Studio Operations: Paulette Doudell, Steve Sammonds, Rosalie Vivasos, Phil Jones, Anne Miller
Mastering: European Mastering Manager - Matt Price; Mastering Supervisor - Sam Roberts;
Mastering Technicians - Des Goyle, James Kneen, Vicky Rose, Wayne Boyse
Software Localization Team Leader: Rachel McFee
Localization Project Manager: Giovanni Noto
Language Testing: Patrick Klaus, James Fry, Andrew Luther, John Raynes
Legal: Sam Garfield, Lisa Terrell
Quality Assurance: QA Manager - John Webb; QA Project Manager - Paul Waters; QA Project Leader - Daniel Bobezko-Helzer; QA Team Leaders - Barrie Tingle, Piers Langridge, Craig McLeod; QA Test Team - David Roberts, Ian Moore, James Ferrett, James Furlin, Jim Starke, Simon Warbey, Steven Inman, Tom Staffer, Paul Berk, Mike Harris, Stephen Yiu, Daniel Smith, Don Boehman, Chris Collins, Jonathan Bottomley, Mal Miller, Gene Gonnage
Technical Compliance Manager: Joe Grant
Technical Supervisor: Marcus Purvis
Lead Technical Analysts: Naryn Sibley, Richard Hylands, Darren Wall
Technicians: Henley Bailey, Gary Kent
Special Thanks: Tom Frisno, Frank Sogrier, Nick Button-Brown, Catherine Harris, Tim Heaton, Bernadette Abbott, Darren Tuckey, Jamie Keen, Fergus Carroll, Jamal Dewson, Ted Fitzgerald, Oliver Byrne, Steve Perkins
Software Localization Manager: Isabelle Martin
Localization Project Manager: Giovanni Noto
European CQC Operations Manager: Linda Walker
European CQC Test Manager: Jean-Yves Duret
European CQC Supervisors: David Fielding, Ben Jackson
European CQC Project Leads: Andrew Chung, Paul Richards, Dean Choudhury-Bennett, Paul Davies
European CQC Senior Testers: James Bolton, Alan Drew, Tim Goodchild, Tony Hopkins, Andrea Iori, Jamie Keen, Gory Napper, Ian Smithers
European CQC Platform Manager: James Featherstone
European CQC Platform Specialists: Ashley Powell, James Atup, James Watson, Tim Wilman, Charles Hewitt
Production Manager: Jenny Whittle
Account Executive: Silvio Byrne
Production Planner: James Truter
Documentation Translation Coordination: Susanna Miller
Studio Ops: Anne Miller, Phil Jones
Documentation Layout: Christopher Hald

NA Customer Quality Control: Jason Collins, Lori Cox, Benjamin Crick, Adam Doyle, James Emming, Tiffany Exner, Eric Garcia, Jason Gonki, Craig Hilland, Richard Haron, Darryl Jenkins, Alex Joshi, David Kaplan, Roy King, Drew Knudson, Joseph Lee, Russell Melaires, Anthony Ramos, Adam Rivers, Kyle Robertson, Joe Ruggiero, Matthew Salazar, Simon Sheel, Rob Stacey, Peter Wang, Adam Wong

WARTHOG

Project Manager: Tim Coupe
Producers: Lee Clane, Tim Coupe
Lead Programmer: Kev NG
Programmers: John Barker, Keith Judge, Martyr Dodsworth, Mike Chilton, Paul Hughes, Pete Jones, Pete Sheppard, Phil Owen, Shaun Southern, Steve Spencer, Steven Hunt
Lead Artist: John Clarke
Artists: Marcus Tanner, Paul Goodall, Richard Heesman, Rob Kay, Simon Harris, Shew Milleship
Concept Artists: Jon Webb, Jarry Dudge
Lead Animator: Cameron Fielding
Animators: Alfieo Dasso, Darren Vole, John Wilkinson, Josue Lupieri, Matt Gorey, Mikael Persson, Phil Rowe
Lead Designer: Travis Ryan
Designers: Owen Riskall, Jody Cobb, Kelvin Cannon-Brown, Kevin Edwards, Paul Browne, Rob Kay, Ryan Woodbridge, Simon Bish
QA Manager: Tim Welch
QA: Colin Baker, Dave Mervik, Jon Radcliffe, Jonathan Winstanley, Kate Radcliffe, Matt Brooks, Rob Shepherd
Audio: Lee Fallon, Jeremy Taylor, Matt Sugden, Simon Wythershow, Suddi Royal
Benton: Jason Ades, Ryan Woodbridge, Steve Davies, Travis Ryan
Video Conversion: Ryan Scowlen

WARNER BROS.

Dialogue written by: Jay Lender, Meah Wright, Travis Ryan
Voice Talent: Joe Alaskay, Jeff Bennett, Bob Bergen, Jim Cummings, June Foray, Maurice LaMarche, Billy West
Voice-Over Director: Collette Sundeman
Recording Engineer: Devon Bowman
Recording Editor: Mark Morado
Recorded at: Solami Studios, North Hollywood, CA

CINEMATICS

Executive Producer: Gina Fione
CG Supervisor: Andrew Drieff
Producer: Raoul Yoka Bolognini
CG Supervisor: Rocco Passione
CG Team: Jake Bergman, Mike Leane, Dave Furstun, Seth Hall, Rachel Kaye, Theresa Williams, Sean Mills, John Bowlerly, Noah Smith, Austin Ball, Brian Guier, Saker Klappstein, Michael Captain, Bonnie Rosenstein.
Cinematics created by: Zic Studios, Los Angeles, CA

WARNER BROS. INTERACTIVE ENTERTAINMENT

Executive Producer: Marc Jackson

Senior Producer: Louise McLighe

Associate Producers: Jason Ades, Eric Bram

Producer (WBIE WEST): Gary Sheinwald

Art Director: Peter Tumminello

Marketing Manager: Savannah Scott

Brand Assurance: Jim Malinno

Director of Production: Brett Skoges

Director of Business Development (EMEA): David Bernie

Director of Sales & Marketing: Scott Johnson

Vice President & Co-Executive Producer: Philippe Erwin

Special Thanks: Alison Abbate, Carter Armstrong, Christine Askew, Heidi Belevant, Jim Berger, Grant Besor, Charles Carney, Joe Dante, Chris De Fazio, Catherine Fitzat, Jess Garcia, Regina Gibson-Broome, Mark Gilliam, Carolyn Hadfield, Marlene Henault, Frank Keating, Mark Mathewy, Laura Marquez, Patti McCurdy, Wayne Neilson, Gavan O'Dowd, David Paul, Mary Robinson, Don Romaneli, Alyson Rippe, Bill Schwab, Gary Simon, Rami Sklar, Jordan Solitto, Tori Staudant, Leah Tribble, Mike Verto, Geraldine Wong, Keith Zojc

LOCALIZATION

GERMAN

Recorded at Blackbird Music, Germany

Voice Talent: Tim Benninger, Jörg Böing, Peter Flechtner, Helmut Gauss, Stefan Gerstle, Hans Hohlbein, Andreas Hiesing, Matthias Klages, K. Dieter Klösch, Ingrid Krause, Stefan Krause, Horst Lampe, Tobias Müller, Engelbert Von Nathausen, Gerald Paradise, Sven Plate, Erik Rübner, Lutz Riedel, Bernd Rittenacht, Gerald Schaepe, F.O. Schenk, Reinhard Scheuermann, Tilo Schmitz, Bettina Schön, Bernd Schramm, Claudio Uebach-Minguez, Bernhard Völger, Bodo Wolf, Hans-Jürgen Wolf, Santiago Ziemer

Voice-Over Director: Andreas Hornmelsheim

Translator: Stefan Mittag

ITALIAN

Recorded at Dubbing Brothers Int. Italia

Voice Talent: Marco Mete, Massimo Giuliani, Roberto Pedicini, Isaria Latini, Vittorio Amendola, Monica Bertolotti, Bruno Alessandro, Marco Bresciani, Roberto Stocchi, Fabrizio Vidole, Geraldina Alchieri, Massimiliano Aita, Stefano Mandini, Oliviero Dinelli, Ambrogio Colombo, Fabrizio Castagnoli

Voice-Over Directors: Fabrizio Castagnoli, Renato Cicchetti

Translator: Cirio De Carola, Monica Di Forza

FRENCH

Recorded at La Marque Rose, Paris

Voice Talent: Benoît Allemane, François Chénier, Gérard Dessalles, Patrice Dozier, Patrick Guillemin, Jean-Loup Horwitz, Patricia Legrand, Michel Melki, J.C. Montalban, Philippe Puyferron, Patrick Préjean, Gérard Surugot, Barbara Tessier

Voice-Over Director: Gérard Dessalles

Translator: Anne Lamy-Rouze

SPANISH

Recorded at 103 Todd-Ao Studios, S.L.

Voice Talent: Javier Arraliza, Juan Antonio Bernal, Silvio Castello, Miguel Cori, Enric Cusi, Gonzalo Duran, Alex Estadella, Xavi Fernández, Pava Gasquez, Vicente Gil, Quique Hernandez, Miguel Angel Jorner, Alicia Lazard, Pepe Melicilla, Alberto Muzzo, Jordi Rayo, Javier Vilas, Marc Zoni

Voice-Over Director: Javier Vilas

Translator: Francesc Bolil

Production Manager - WB International Dubbing: Catherine Fitzat

Assistant Production Manager - WB International Dubbing: Mary Robinson

LIMITED 90-DAY WARRANTY

ELECTRONIC ARTS LIMITED WARRANTY

Electronic Arts warrants to the original purchaser of this product that the recording medium on which the software program(s) are recorded (the "Recording Medium") and the documentation that is included with this product (the "Manual") are free from defects in materials and workmanship for a period of 90 days from the date of purchase. If the Recording Medium or the Manual is found to be defective within 90 days from the date of purchase, Electronic Arts agrees to replace the Recording Medium or Manual free of charge upon receipt of the Recording Medium or Manual at its service center, postage paid, with proof of purchase. This warranty is limited to the Recording Medium containing the software program and the Manual that were originally provided by Electronic Arts. This warranty shall not be applicable and shall be void if, in the judgment of Electronic Arts, the defect has arisen through abuse, mistreatment or neglect.

This limited warranty is in lieu of all other warranties, whether oral or written, express or implied, including any warranty of merchantability or fitness for a particular purpose, and no other representation of any nature shall be binding on or obligate Electronic Arts. If any such warranties are acceptable of exclusion, then such warranties applicable to this product, including implied warranties of merchantability and fitness for a particular purpose, are limited to the 90-day period described above. In no event will Electronic Arts be liable for any special, incidental, or consequential damages resulting from possession, use or malfunction of this Electronic Arts product, including damage to property, and to the extent permitted by law, damages for personal injury, even if Electronic Arts has been advised of the possibility of such damages. Some states do not allow limitation as to how long an implied warranty lasts and/or exclusions or limitation of incidental or consequential damages so the above limitations and/or exclusions of liability may not apply to you. In such jurisdictions, the Electronic Arts' liability shall be limited to the fullest extent permitted by law. This warranty gives you specific rights. You may also have other rights that vary from state to state.

RETURNS WITHIN THE 90-DAY WARRANTY PERIOD

Please return the product along with (1) a copy of the original sales receipt, showing the date of purchase, (2) a brief description of the difficulty you are experiencing and (3) your name, address and phone number to the address below and Electronic Arts will mail a replacement Recording Medium and/or Manual to you. If the product was damaged through misuse or accident, this 90-day warranty is rendered void and you will need to follow the instructions for return after the 90-day warranty period. We strongly recommend that you send your product using a traceable delivery method. Electronic Arts is not responsible for products not in its possession.

RETURNS AFTER THE 90-DAY WARRANTY PERIOD

If the defect in the Recording Medium or Manual resulted from abuse, mistreatment or neglect, or if the Recording Medium or Manual is found to be defective after 90 days from the date of purchase, please return the product along with (1) a check or money order for \$15.00 made payable to Electronic Arts, (2) a brief description of the difficulty you are experiencing and (3) your name, address and phone number to the address below, and Electronic Arts will mail a replacement Recording Medium and/or Manual to you. We strongly recommend that you send your product using a traceable delivery method. Electronic Arts is not responsible for products not in its possession.

EA WARRANTY CONTACT INFO

E-mail and Website: <http://techsupport.ea.com>

Phone: (650) 628-1900

EA WARRANTY MAILING ADDRESS

Electronic Arts Customer Warranty

P.O. Box 9025

Redwood City, CA 94063-9025

NOTICE

Electronic Arts reserves the right to make improvements in the product described in this manual at anytime and without notice. This manual and the product described in this manual are copyrighted. All rights reserved. No part of this manual may be copied, reproduced, translated, or reduced to any electronic medium or machine readable form without prior written consent of Electronic Arts, P.O. Box 9025, Redwood City, California 94063-9025.

TECHNICAL SUPPORT—If you need technical assistance with this product, call us at (650) 628-4322 Monday through Friday between 8:30–11:45 AM or 1:00–4:30 PM, Pacific Standard Time. No hints or codes are available from (650) 628-4322. You must call the EA HINTS & INFORMATION HOTLINE for hints, tips, or codes.

TECHNICAL SUPPORT CONTACT INFO

E-mail and Website: <http://techsupport.ea.com>

Mailing Address: Electronic Arts Technical Support
PO Box 9025
Redwood City Ca 94063-9025

If you live outside of the United States, you can contact one of our other offices:

In Australia, contact:

Electronic Arts Pty. Ltd.
P.O. Box 432
Southport Qld 4215, Australia

In the United Kingdom, contact:

Electronic Arts Ltd.
P.O. Box 181
Chertsey, KT16 0YL, UK
Phone (0870) 2432435

In Australia: For Technical Support and Game Hints and Tips, phone the EA HOTLINE: 1 902 261 600 (95 cents per min.) CTS 7 days a week 10 AM–8 PM. If you are under 18 years of age parental consent required.



LOONEY TUNES and all related characters and elements are trademarks of and © Warner Bros. Entertainment Inc. Looney Tunes: Back In Action video game © 2003 Warner Bros. Entertainment Inc. WB® LOGO, WB SHIELD,™ & © Warner Bros. Entertainment Inc. (003)

Electronic Arts is a trademark or registered trademark of Electronic Arts Inc. in the U.S. and/or other countries. All other trademarks are the property of their respective owners.

PROOF OF PURCHASE

Looney Tunes: Back In Action
1463305





STAY IN THE GAME!

Don't stop to snack—
Grab Frigo® Cheese Heads® & keep playing!



- Nutritious and fun to eat!
- High in calcium!
- 100% natural!
- Individually wrapped!

Look for games & more at www.frigocheeseheads.com

LOONEY TUNES

BACK IN ACTION

PREMIUM TRADING CARDS

Based on the popular movie, LOONEY TUNES BACK IN ACTION Trading Cards Sets are loaded with story coverage, character profiles, and lots more! Take advantage of this limited offer while supplies last! To find out more about this and other products from Inkworks, visit www.inkworkscards.com!



Special Offer
SAVE \$5!

Order online

at <http://www.inkworkscards.com/offer/looneytunes>
or by mail:

LOONEY TUNES BACK IN ACTION

Premium Trading Card Set

Retail Price: \$14.95 USD

Save \$5 - Special Offer Price: \$9.95 USD

Add postage and handling - \$3.00 for first set, \$5.00 for two or more sets.

To purchase: On a 3x5 card, print your shipping address (name, address, city, state and zip code.) Payment options are by check (made payable to Inkworks, Inc.), money order, VISA or MasterCard. If paying by credit card, indicate VISA or MasterCard, 16-digit card number, expiration date and cardholder signature.

Mail completed coupon (or photocopy) and payment to:
Inkworks Looney Tunes Special Offer.
P.O. Box 1160
Morrisville, NC 27560

Requests must be received by 12/31/04. Allow 2-4 weeks for delivery. Good only in the United States. Offer good while supplies last. Void where prohibited, taxed, or restricted. Orders may be held until personal checks clear.

inkworks
www.inkworkscards.com

© 2004 Inkworks, Inc. All rights reserved.



LOONEY TUNES

BACK IN ACTION

See the movie, Play the game, Buy the Toys!



TAZ ATTACK GAME



BUGS



DAFFY



TAZ



TWEETY

ACTION FIGURES

LOONEY TUNES

BACK IN ACTION



TVR SPY CAR



BOGS & DAFFY



TAZ & TWEETY



KRAZY KOMBOS™



DAFFY & MARVIN THE MARTIAN




TAZ & BOGS

They're over the top, in the mix, out of line, and on the case.

LOONEY TUNES

BACK IN ACTION.

NAIVE ORDER
14TH 2003



Only In Theaters

WARNER BROS. PICTURES
A Time Warner Company



ELECTRONIC ARTS™

>> Register Your Game Online

It's fast. It's easy. It's worth it.
To register, jump online at

>> www.eagamereg.com

- Register your game.
- Enter Game Access Code
- Get **exclusive access** to an EA cheat code or hint - specifically for your game!

That's it. You're done. Go play!

© 2003 Electronic Arts Inc., EA GAMES, EA SPORTS, EA SPORTS BSI and all associated logos are trademarks or registered trademarks of Electronic Arts Inc. in the US and/or other countries. All rights reserved. EA SPORTS™, EA SPORTS BSI™ and EA GAMES™ are Electronic Arts® brands. All other trademarks are the property of their respective owners.

GET \$3.00 BACK BY MAILWhen you buy ANY 1 of the following**Looney Tunes titles on DVD or VHS (as specified below):**

- Looney Tunes Golden Collection (DVD only)
- Looney Tunes Premiere Collection (DVD only)
- Looney Tunes Reality Check
- Looney Tunes Stranger Than Fiction
- Space Jam Two-Disc Special Edition (DVD only)

ENCLOSE: (a) 3" x 5" card with your full name, complete home address (no P.O. Boxes), (optional) home telephone number, including area code, and (optional) e-mail address; (b) The sales receipt for the VHS or DVD purchased between 10/28/03 and 2/28/04 with the purchase price clearly circled; (c) An original proof-of-purchase tab or UPC from the purchased VHS or DVD (Use tab "D" for DVDs). Please see examples to the right.

MAIL TO: Looney Tunes \$3.00 Rebate
P.O. Box 3199, Grand Rapids, MN 55745-3199



Offer expires 2/28/04. Restrictions apply. See above for details.

Get EA Cheat Codes & Game HintsRegister Your Game Online
Right Now!www.eagamereg.com

ELECTRONIC ARTS™

Offer expires 2/28/04. All requests must be received by 3/29/04. Limit one per individual, household, group, or address and the right is reserved to confirm identity. Offer good in USA only. Void where prohibited, taxed or otherwise restricted. Original proof-of-purchase tab or UPC must accompany request and may not be reproduced. Copy of sales receipt will be accepted. DVD proof-of-purchase tabs A, B & C not eligible for this offer. Requests which, in the sole discretion of Warner Home Video, do not strictly comply with the terms and conditions of this offer, including fraudulent requests, are voided. Duplicate or invalid requests will be rejected and will not be returned. Keep a copy of UPC, proof-of-purchase tab and sales receipt for your records. Not valid in combination with any other offer. Warner Home Video is not responsible for late, lost, stolen, delayed, unpostmarked, postage due, illegible or misdirected mail. P.O. Boxes will not be honored. Allow 8-10 weeks for processing. If you have not received the rebate by the time allotted, you may call Customer Service at 800-488-4840. Offer is not open to employees of AOL, Time Warner, its affiliated companies, subsidiaries, franchisees, agents, any wholesalers or retailers and the families of each being in the same household. Only new factory-sealed videos and/or DVDs not previously viewed videos and/or DVDs qualify. Cash value 1/100¢. All information captured in the consumer offer, including buying behavior, may be used to internal marketing research by Warner Bros. Entertainment Inc., Warner Home Video Inc. and AOL, Time Warner and its subsidiaries. Consumers are not required to provide their phone number or e-mail address to qualify for this offer.

This is an offer of Warner Home Video Inc. © 2003 Warner Bros. Entertainment Inc.
LOONEY TUNES, characters, names and all related indicia are trademarks of and copyrighted by Warner Bros. Entertainment Inc.

