

**For questions, call
(818) 786-6752**


90 DAY LIMITED WARRANTY

FOR SALE AND USE IN THE USA, CANADA AND MEXICO ONLY
PRINTED IN JAPAN



25 Central Way, Suite 300
Kirkland, WA 98033

Nintendo
GAME BOY



INSTRUCTION BOOKLET




ADVENTURE ISLAND™

Thank You! You've just made the perfect choice in purchasing this quality Hudson Soft product. To ensure your full enjoyment, we recommend that you read this manual carefully.



Hudson Soft is a trademark of Hudson Soft Co., Adventure Island and Mister Higgins are trademarks of Hudson Soft USA, Inc. Nintendo, Game Boy and the official seals are trademarks of Nintendo of America Inc. © 1991 Hudson Soft USA, Inc. All rights reserved. Made in Japan.



NINTENDO, GAME BOY AND THE OFFICIAL SEALS ARE TRADEMARKS OF NINTENDO OF AMERICA INC.



THIS OFFICIAL SEAL IS YOUR ASSURANCE THAT NINTENDO HAS APPROVED THE QUALITY OF THIS PRODUCT. ALWAYS LOOK FOR THIS SEAL WHEN BUYING GAMES AND ACCESSORIES TO ENSURE COMPLETE COMPATIBILITY WITH YOUR GAME BOY SYSTEM.

TABLE OF CONTENTS

Warning.....	4
Game Story.....	5
The Characters.....	6-7
How to Use the Controller.....	8-9
How to Play.....	10-14
90 Day Limited Warranty.....	15

WARNING

- Because this is a precision tool device, do not use or store it in extreme temperature. Avoid hard shocks.
- Avoid soiling the connectors terminals by handling or spilling liquids. Soiled connectors can cause system break down.
- Do not clean this device with alcohol, thinner, benzene, or other volatile substances.
- Always turn the power off before inserting or removing Game Pak from the main system.
- When engaged in prolonged periods of game playing, we recommend that you rest 10 or 20 minutes every two hours, to avoid strain in your vision.
- Store the Game Pak in its protective case when not in use.

GAME STORY

Princess Tina is lost! She's stranded somewhere on one of eight islands, and, as the somewhat heroic Master Higgins, it's your job to find her. But be careful - each island is guarded by an enormous creature that just might be hungry!

Fortunately, you've got a little help. There are four kinds of friendly dinosaurs waiting to give you a lift. They're stuck in eggs that you'll need to hatch!

Hidden eggs are scattered all over the islands. By finding and breaking them open, you might get a bonus, or even a secret way to the next island! Just don't eat the eggplant...

So hop on one of your prehistoric pals, and ride your way to Tina's rescue!



THE CHARACTERS

Master Higgins: The bumbling, jumping hero who can really use an axe!

Tina: The Princess' sister who's lost... but where?

Skateboard: Radical!

THE DINOSAURS:

"Taylor" Camptosaurus: Sure-footed on the ice, he can whip a blast with his tail!

"Magma" Camptosaurus: This hot-foot can walk on lava, but you'd better watch his breath... he spits fireballs!



THE CHARACTERS cont.

"Don-Don" Pterandon:

Don-Don can fly sky high!



"Classie" Elasmosaurus:

She swims really fast... even with those sunglasses!



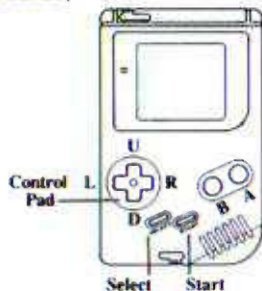
HOW TO USE THE CONTROLLER

Directional Pad:

- Left: Moves Master Higgins and the dinosaurs to the left.
- Right: Moves Master Higgins and the dinosaurs to the right.
- Up: Allows Master Higgins and dinosaurs to jump higher.

A Button:

- Jump: Master Higgins, "Taylor" Camptosaurus, and "Magma" Camptosaurus
- Fly: "Don-Don" Pterandon
- Swim: Master Higgins, "Classie" Elasmosaurus



HOW TO USE THE CONTROLLER cont.

B Button:

- Speed Up: Hold down while running
- Super Jump: Hold down while jumping
- Throw Axe: Master Higgins
- Whip Tail: "Taylor" Camptosaurus
- Spit Fire: "Magma" Camptosaurus
- Drop Rocks: "Don-Don" Pterandon

Start Button:

- Start, Continue or Pause the Game.

HOW TO PLAY

PLOT: You, as Master Higgins, must explore 8 islands, and defeat 9 monsters to find Tina. On each island, there are several areas to discover.

ENERGY: When you begin each area, you have a full Energy Bar. It is displayed on the bottom of the screen between your score and the number of lives you have left. The Energy Bar will continuously go down as you play. To keep it full, you must eat fruit or drink milk. Fruit appears regularly in almost every area. You will receive points at the end of each area based on how much energy you have.

EGGS: When you first start playing, you won't have any weapons or items. But as you explore the islands, you'll find eggs that might contain weapons or items. To open an egg, jump on it. If you have a weapon, you can also shoot an egg to open it. Eggs can contain several different items, such as milk bottles, axes, dinosaurs, and even keys that lead to bonus rounds and secret rooms!

HOW TO PLAY cont.

There are also hidden eggs in some areas. To try to find a hidden egg, shoot your axe or shoot with the dinosaurs. If you hear a sound that sounds like you just hit an enemy, and you also see your "bullets" disappear in mid-air, go to that spot and jump. When you jump, you should make an egg appear. You can break the egg open as usual.

Hint: Shoot birds to make some of them drop eggs!

Finally, there are bonus eggs at the end of each area. To open one, simply jump into it. These eggs will only contain either extra points or 1-up's.

ITEM SELECT: At the beginning of each area, you will see an item select screen. This screen allows you to use items that you have collected throughout the game. You can collect axes and each of the dinosaurs, but only you can store up to 9 of each. You cannot collect skateboards. To store a dinosaur or axe that Master Higgins is using, press the B button. A picture of the item will appear on the bottom of the screen, the number of those items in storage will be displayed below the picture.

HOW TO PLAY cont.

You may use up to 1 dinosaur and 1 axe at a time. To select them, use either the directional pad or the select button. When the white dot is above the dinosaur or axe you desire, press the A button. When your storage space for a dinosaur or axe is empty, an egg will appear in its place.

Note: When you first start the game, you will not have any items in storage. You will only see pictures of 5 eggs.

HOW TO PLAY cont.

Scoring:

Points are earned by:

Eating Fruit

Shooting Enemies

Opening Eggs

Destroying Rocks

The Amount of Energy Remaining at the End of an Area

Collecting Bonus Items

Extra Lives:

You are awarded an extra life for every 20,000 points you earn. 1-up's are also scattered throughout the game in hidden places, like eggs and under rocks. You may have up to 9 extra lives.

Continue:

If you lose all your lives, you may continue the game by choosing "CONTINUE" on the title screen with your directional pad or select button, then pressing the Start Button. You will continue without any of the items you had in storage!



Other Items:

These are some of the items you may see in Adventure Island:

Honey Girl: She's tough. As long as she's around, you're invincible!

Eggplant: Master Higgins hates eggplant. If he comes around, your energy will fade away!

Flower: Sometimes it will give you bonus points. But if you can't pick it up, watch out! An enemy might run at you from behind.

Secret Stage Select:

There's a secret code for a Stage Select, but we can't tell you in the instruction manual. If you would like the code, please send in your warranty card, and we'll mail it to you free!



Hudson Soft USA, Inc. ("Hudson") warrants to the original purchaser of this Hudson Software product that the medium on which this computer program is recorded is free from defects in materials and workmanship for a period of (90) days from the date of purchase. This Hudson software program is sold "as is", without express or implied warranty of any kind, and Hudson is not liable for any losses or damages of any kind resulting from use of this product.

Hudson agrees for a period of (90) days to either replace, at its option, free of charge, any Hudson software product, postage paid, with proof of date of purchase, at its Factory Service Center.

This warranty is not acceptable to normal wear and tear. This warranty shall be void if the defect in the Hudson software product has arisen through abuse, unreasonable use, mistreatment or neglect. THIS WARRANTY IN LIEU OF ALL OTHER WARRANTIES AND NO OTHER PRESENTATIONS OR CLAIMS OF ANY NATURE SHALL BE BINDING ON OR OBLIGATE HUDSON. ANY IMPLIED WARRANTIES APPLICABLE TO THIS SOFTWARE PRODUCT, INCLUDING WARRANTIES OF MERCHANTABILITY AND FITNESS FOR A PARTICULAR PURPOSE, ARE LIMITED TO THE (90) DAY PERIOD DESCRIBED ABOVE. IN NO EVENT WILL HUDSON BE LIABLE FOR ANY SPECIAL, INCIDENTAL, OR CONSEQUENTIAL DAMAGES RESULTING FROM POSSESSION, USE OR MALFUNCTION OF THIS HUDSON SOFTWARE PRODUCT. Some states do not allow limitation as to how long an implied warranty lasts and/or exclusions or limitations of incidental or consequential damages so the above limitations and/or exclusions of liability may not apply to you. This warranty does give you specific rights, and you may also have other rights which vary from state to state.