


Konami Inc.
Century Inc.

CIRCUS CHARLIE™



SERVICE MANUAL
901-2169

CIRCUS CHARLIE
OPTIONAL DIP SWITCH SETTINGS

A. Dip Switch No.1 (8P Dip Switch)

Credits

Coin	Plays	SW1	SW2	SW3	SW4	SW5	SW6	SW7	SW8
1	1	Off	Off	Off	Off	Off	Off	Off	Off
1	2	On	Off	Off	Off	On	Off	Off	Off
1	3	Off	On	Off	Off	Off	On	Off	Off
1	4	On	On	Off	Off	On	On	Off	Off
1	5	Off	Off	On	Off	Off	Off	On	Off
1	6	On	Off	On	Off	On	Off	On	Off
1	7	Off	On	On	Off	Off	On	On	Off
2	1	On	On	On	Off	On	On	On	Off
2	3	Off	Off	Off	On	Off	Off	Off	On
2	5	On	Off	Off	On	On	Off	Off	On
3	1	Off	On	Off	On	Off	On	Off	On
3	2	On	On	Off	On	On	On	Off	On
3	4	Off	Off	On	On	Off	Off	On	On
4	1	On	Off	On	On	On	Off	On	On
4	3	Off	On	On	On	Off	On	On	On
Free Play		On	On	On	On	On	On	On	On

B: Dip Switch No.2 (8P Dip Switch)

1. Number Of Clowns

Number	SW1	SW2
<input type="radio"/> 3	Off	Off
4	On	Off
5	Off	On
7	On	On

2. Game Type

Style	SW3	Players
Table	Off	1 or 2 Players
Upright	On	Only 1 Player

3. Bonus Points Setting

First	And Every	SW4	SW5
<input type="radio"/> 20,000	70,000	Off	Off
30,000	80,000	On	Off

B. Dip Switch No.2 (continues)

4. Play Difficulty

Option	SW6	SW7
Easy	Off	Off
<input type="radio"/> Normal	On	Off
Hard	Off	On
Difficult	On	On

5. Audio Attraction

Sound Mode	SW8
No Sound In Attract Mode	Off
<input type="radio"/> Sound In Attract Mode	On

Denotes Normal Settings

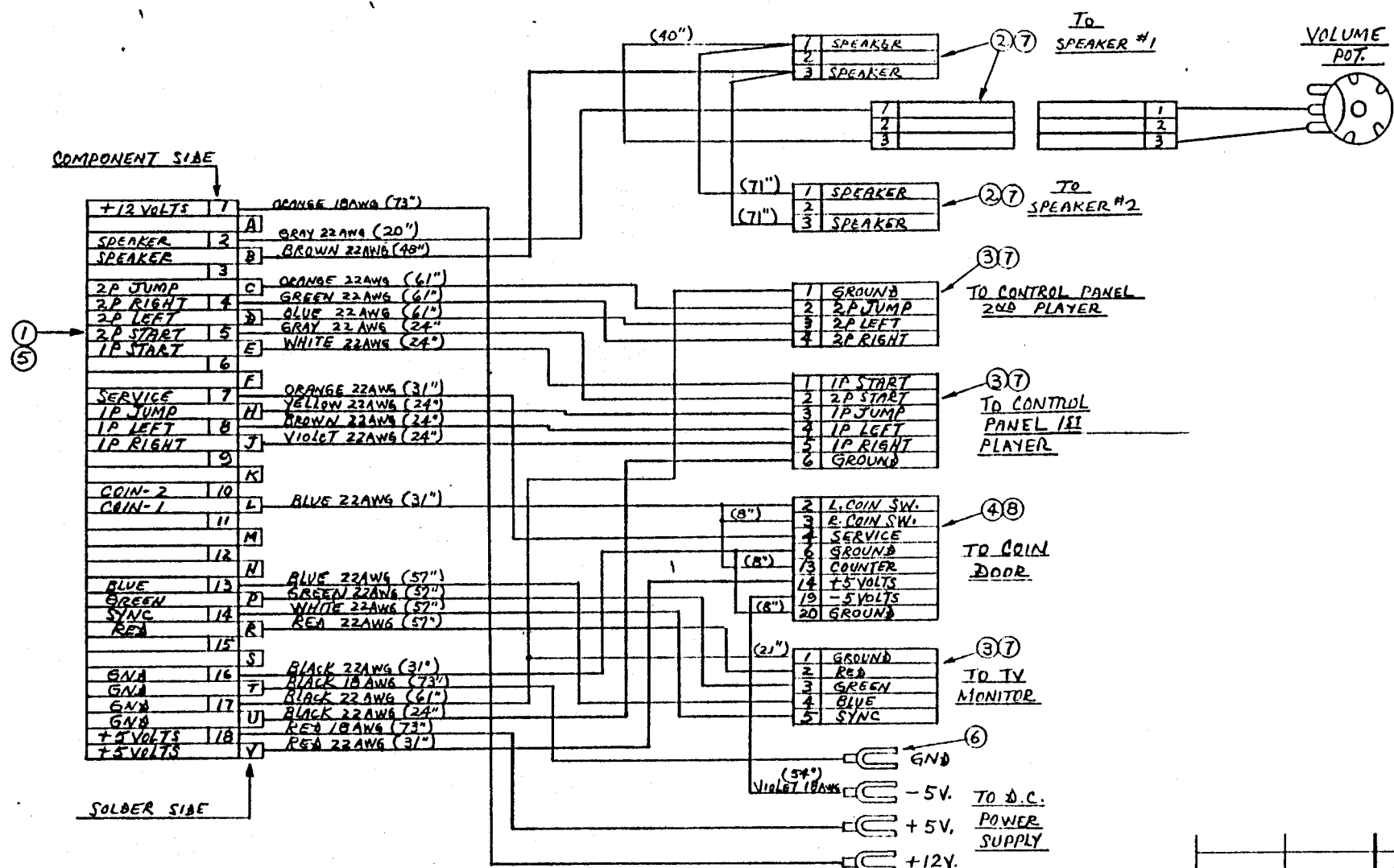
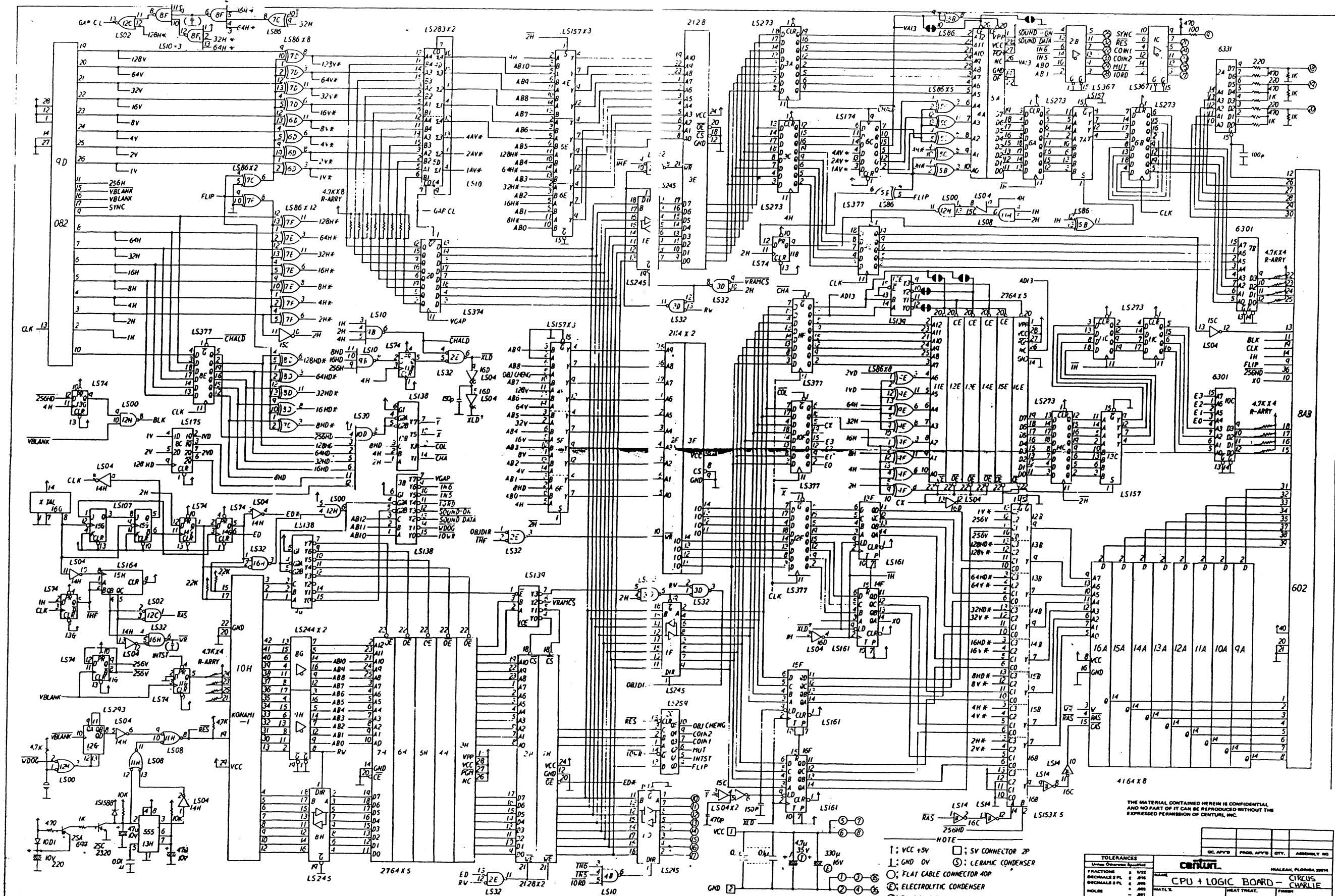


FIGURE 13

QC. APV'D	PROD. APV'D	QTY	ASSEMBLY NO
		1	

TOLERANCES				HIALEAH, FLORIDA 33014			
Unless Otherwise Specified				NAME			
FRACTIONS	±	1/32		CPU HARNESS-CIRCUS CHARLIE, C/T			
DECIMALS 2 PL	±	.015		MATERIALS			
DECIMALS 3 PL	±	.005		HEAT TREAT.			
HOLES	±	.003		FINISH			
ANGLES	±	1/2°		DWN	DATE	SCALE	PART NO.
SMT. MET BENDS	±	2°		M.S.	12-28-83	X	008-4930
REV. LET.	ECN NO.	REVISION	BY	APP'D.	DATE	SCALE	PART NO.
A	4041-01	CHANGED GRAY WIRE TO BRN, CHANGED BRN WIRE TO GRAY FROM 24 TO 18 AWG. GRAY FROM 24 TO 18 AWG.	M.S.				008-4930
							REV. A

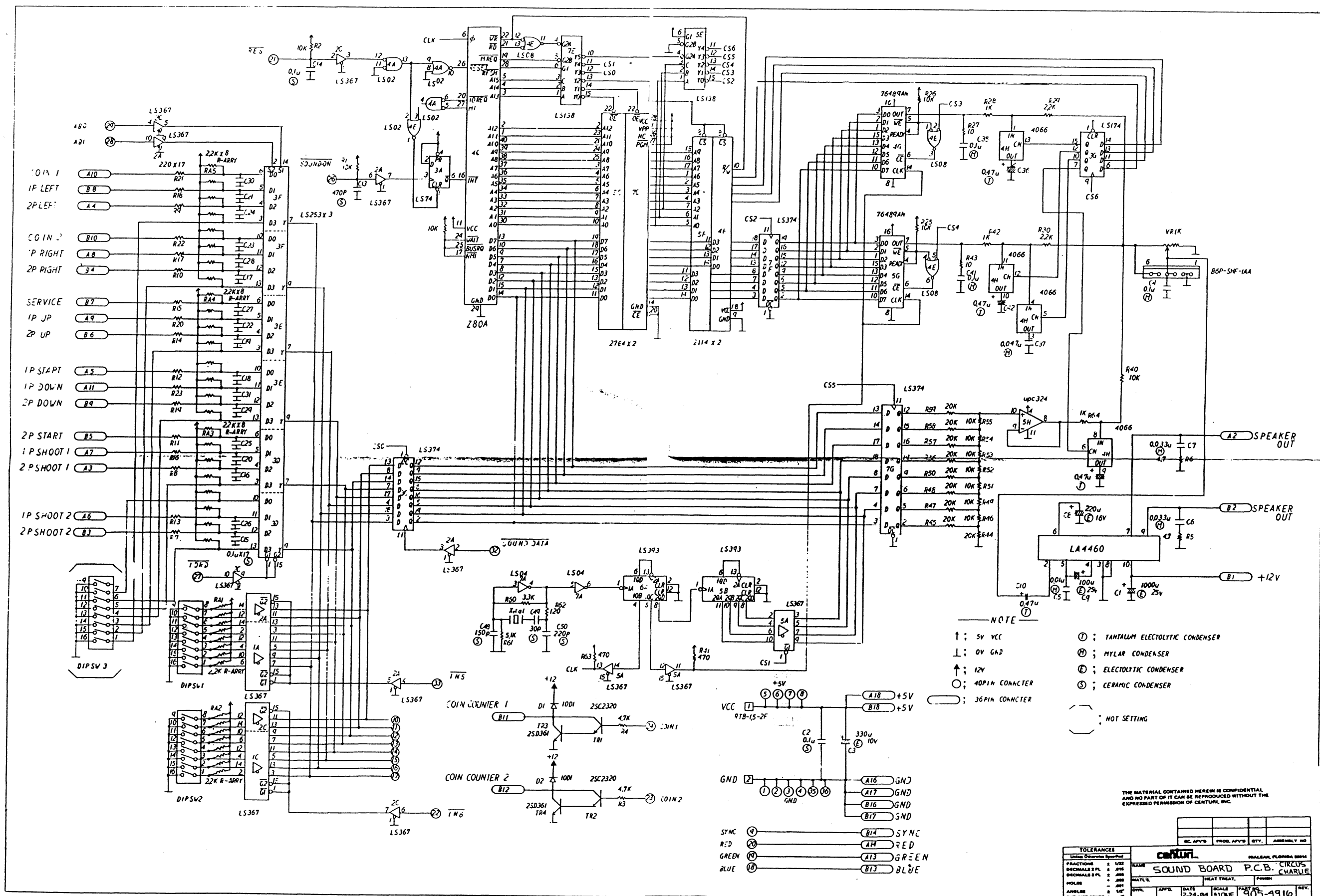


NOTE
 1; VCC +5V □; 5V CONNECTOR 2P
 2; GND 0V ○; CERAMIC CONDENSER
 ○; FLAT CABLE CONNECTOR 40P
 ⊗; ELECTROLYTIC CONDENSER
 ⊕; TANTALUM ELECTROLYTOR CONDENSER

THE MATERIAL CONTAINED HEREIN IS CONFIDENTIAL AND NO PART OF IT CAN BE REPRODUCED WITHOUT THE EXPRESSED PERMISSION OF CENTURY, INC.

QC. APP'D	PROD. APP'D	QTY.	ASSEMBLY NO.

TOLERANCES		UNLESS OTHERWISE SPECIFIED	
FRACTIONS	± 1/2%	NAME	MALEAK, FLORIDA 32004
DECIMALS 2 PL.	± 1%	DATE	2-24-80
DECIMALS 3 PL.	± 0.5%	SCALE	NONE
ANGLES	± 0.5°	HEAT TREAT.	
HOLE DIA.	± 0.010	FINISH	
DRILL DIA.	± 0.010	DATE	2-24-80
DRILL DIA. 1/8"	± 0.005	SCALE	1:1
DRILL DIA. 1/4"	± 0.005	PART NO.	905-4915
DRILL DIA. 3/8"	± 0.005	REV.	



NOTE

↑; 5V VCC
 ↓; 0V GND
 ↑↑; 12V
 ○; 40PIN CONNECTER
 ○; 36PIN CONNECTER

①; TANTALUM ELECTROLYTIC CONDENSER
 ⊕; MYLAR CONDENSER
 ⊕; ELECTROLYTIC CONDENSER
 ⊕; CERAMIC CONDENSER
 ⊕; NOT SETTING

THE MATERIAL CONTAINED HEREIN IS CONFIDENTIAL AND NO PART OF IT CAN BE REPRODUCED WITHOUT THE EXPRESSED PERMISSION OF CENTURI, INC.

TOLERANCES		FRACCTIONS		DIMENSIONS		MATERIALS		FINISH	
±0.1	±0.05	±0.001	±0.0005	±0.001	±0.0005	±0.001	±0.0005	±0.001	±0.0005
±0.01	±0.005	±0.0001	±0.00005	±0.0001	±0.00005	±0.0001	±0.00005	±0.0001	±0.00005
±0.001	±0.0005	±0.00001	±0.000005	±0.00001	±0.000005	±0.00001	±0.000005	±0.00001	±0.000005
±0.0001	±0.00005	±0.000001	±0.0000005	±0.000001	±0.0000005	±0.000001	±0.0000005	±0.000001	±0.0000005

DATE	SCALE	PART NO.	REV.
2-24-84	NONE	905-4916	