



ALIEN LEGION



ALIEN LEGION

The evil forces of Marania attacked the earth. The blue planet was not prepared for a cosmic raid and therefore had to surrender. All soldiers were taken as prisoners. . . . ALL THE SOLDIERS? Well of course they could not get hold of Captain Cosmose, Hero of Techmania and defeater of the evil Lord Caraz (remember the game TECH by Gainstar). . . Captain Cosmose escaped and now they are on their way to a free world, just him and his best friend Sycho, the laser gun. Will they succeed, will they be able to save the world? . . . It is all up to you. You have been chosen to be in control!!!!!!!



Alien Legion Features:

- Smooth horizontal scrolling
- 4 long levels
- Digitised sound effects
- High quality graphics



Unit 1, Rear of 7 Wellington Road,
Sandhurst, Surrey GU17 1AW,
ENGLAND.

Telephone: 0252 877431/879718
Facsimile: 0252 877431

ALIEN LEGION INSTRUCTIONS

GAME SCENARIO

The evil forces of Marania attacked the Earth. The Blue Planet was not prepared for a cosmic raid and therefore has to surrender. All soldiers were taken as prisoners ALL THE SOLDIERS? well of course they could not get hold of Captain Cosmose, Hero of Techmania and defeater of the evil Lord Caraz (remember the game TECH by Gainstar) ... Captain Cosmose escaped and now they are on their way to a free world, just him and his best friend Sycho, the lasor gun. Will they succeed, will they be able to save the world? It is all up to you. You have been chosen to be in control ! ! ! ! ! !

TECHNICAL REQUIREMENTS

Amiga TM 500, 1000, 2000 Joystick or Keyboard 512 K minimum

HOW TO START

Insert Joystick into Port 2. Turn on machine and insert Kickstart disk (only 1000). Insert ALIEN Legion disk at the Workbench prompt. Alien Legion starts to load automatically. When the PEGASUS TM horse appears at the screen press the left mouse-button and wait until title picture is shown at screen.

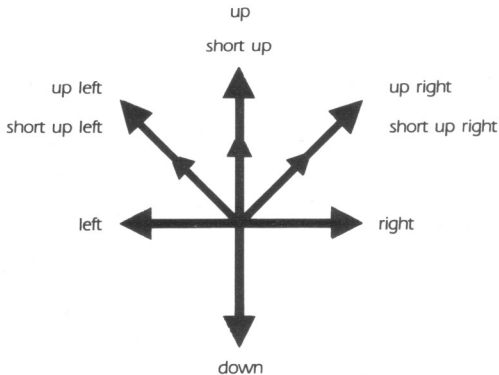
Now press the firebutton of your Joystick and wait until the game starts.

KEYBOARD COMMANDS

Press ESC to quit game. Press F10 to selfdestruct O, A, N, [,] allow you to play the game with your the keyboard. The last two keys may differ, depending on the keyboard you use.

JOYSTICK COMMANDS

There are a few tricks, like: you can not jump down while you fire, and stay on an upper olevel, till an enemy has passed by and ... or find the trainer - well, if you do, let us know.



JOYSTICK COMMANDS

left:	walk left
right:	walk right
up:	high jump up
short up:	low jump up
down:	down on your knees or jump down
up left:	long jump left
short up left:	low jump left
up right:	long jump right
short up right:	low jump right
fire:	fire



GAINSTAR SOFTWARE LTD.,
Unit 1, Rear of 7 Wellington Road,
Sandhurst, Surrey GU17 8AW,
United Kingdom



Warranty



*Please take a moment to complete the
attached Warranty Registration card.*

*Gainstar Software Ltd. must have this
information in order to confirm your warranty.*

PLACE
STAMP
HERE

**GAINSTAR SOFTWARE LTD.,
Unit 1,
Rear of 7 Wellington Road,
Sandhurst,
Surrey GU17 8AW,
United Kingdom.**



Have you remembered to:

- Fill out the other side of this form completely including the makes of your computer and disk drive, and your full address?
- Enclose your cheque or credit card information?

**PLACE THIS FORM AND YOUR PAYMENT
IN AN ENVELOPE AND MAIL TO:**

**GAINSTAR SOFTWARE LTD.,
Unit 1, Rear of 7 Wellington Road,
Sandhurst, Surrey GU17 8AW,
United Kingdom.**

LIMITED WARRANTY

Gainstar Software Ltd. warrants to the original purchaser of this software product for a period of ninety (90) days from the original date of purchase that under normal use, the software is free from defects and will perform in conformance with the specifications set forth in the packaging manual.

Gainstar Software Ltd. or the retailer from whom you purchased the product will repair or replace the product and return it to you, postage pre-paid, or issue you with a credit equal to the purchase price when you return the original software in saleable condition. The forgoing states the purchaser's sole and exclusive remedy for any breach of warranty with respect to the software product. Some states do not allow limitations on the duration of an implied warranty, so the above limitation may not apply to you.

Gainstar Software Ltd. shall not in any case be liable for incidental, consequential or other indirect damages arising from any claim under this agreement, even if **Gainstar Software Ltd.** has been advised of the possibility of such damages. **Gainstar Software Ltd.** reserves the right to make improvements in the product described in this manual at any time without notice.

Address all correspondence to:

**GAINSTAR SOFTWARE LTD.,
UNIT 1, REAR OF 7 WELLINGTON ROAD,
SANDHURST, SURREY GU17 8AW,
UNITED KINGDOM.
Tel./Fax: 0252 877431**

Title of Software: _____

Date Purchased: _____

Where Purchased: _____

Machine: _____

WARRANTY REGISTRATION CARD

IMPORTANT: Please complete as much of the information below as possible and mail this card today to entitle you to customer support and to be placed on our mailing list for news of up-coming Gainstar products.

Name (please print)	Age
Address	
City	State
Country	Daytime phone
Product purchased	Date purchased
Machine	
From	Gainstar Software Ltd.
	Other
Price paid	How did you learn about this product?
What magazines do you read?	Store Display Users Group
1).	Computer Show Direct Mail
2).	Salesperson Friend
3).	Magazine Ad in: Other
Why did you choose this product?	How do you rate this purchase?
Features	(1 = POOR, 5 = EXCELLENT)
Price	1 2 3 4 5
Reputation	Other
Have you already filed a card with us?	
What new products would you like to see?	
Do you have any additional comments or suggestions?	

REQUEST FOR BACKUP COPY

Title of Software: _____

To receive a backup copy of this software program, please return this completed original form (photocopies not acceptable) and £10.00 (ten pounds sterling only).

Backup copies of the same title and format are available only for software you have purchased. Limit of one backup diskette per customer. Backups are supplied without instructions. Please allow approximately two weeks for delivery. Please specify:

Computer Type/Model

Disk Drive Type/Model

Name

Address

Apt.

City

State

Zip

Country

METHOD OF PAYMENT: (Sorry, no C.O.D.'s. Also, personal foreign cheques not accepted; international bank cheque or money order in Sterling funds acceptable).

Cheque enclosed

Money order enclosed (Payable to Gainstar Software Ltd.)

Visa

MASTERCARD Printed name on card:

Expires: /
(month) (year)

Authorising signature:

(see other side for mailing details)