

# Bosconian High-Score Saver

## Overview


Bosconian, this game is so underrated. No one ever admits to playing it, plus most of the cpu boards seem to have been butchered to repair Galagas !! Still for the 3 people who have the boardset, here the installation guide for the plug in saver.

The install shown is for the Midway boardset.

This kit saves the top 5 high scores and will keep the attract mode running even when the game has credits. The saved high-score table can be reset by following the on screen instructions when the game powered on in Test Mode.


## Installation Instructions

### Step 1



Locate and remove the main CPU at location 4M.

### Step 2




Plug in the the CPU from the main board into the high-score board

Note: the orientation of the CPU. Pin 1 goes to the top left of the high-score board.

### Step 3

Pluggin the board into the CPU socket location 1N



### Step 4 - all done !





Fully Installed kit