

PHILIPS VIDEOPAC

10



Golf

8622 271 10009

PHILIPS



Instructions for Use.

Golf

(1 to 4 players) Press Key 1 to 4

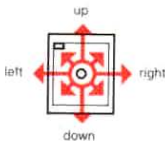
Press key 1 for 1 player, key 2 for 2 players, and so on. The game is over 9 holes, with a par (the score for a good player) for the course of 36. Keep to fairways, and avoid trees (your golfer gets angry if you don't). When you have finished one hole the next comes up automatically.

Each time you address (face up to) the ball, use the joystick to position the end of your player's club over the ball. The direction the ball travels is determined by the angle of the club, and is shown by the arrows in the diagrams below.



You can take a practice swing to confirm direction (there is no stroke penalty for this).

With more than one player, players 1 and 3 use left handset, players 2 and 4 use right handset. The player with the lowest score after the 9 holes is the winner.



Move golfer to address ball



the putting green

When you get the ball on the putting green, the screen shows an enlarged picture. Hit the ball as before.

Each time a game is finished, press RESET (Δ). 'SELECT GAME' is shown on the screen. Now:

- (a) Select another game.
Or (b) Select another Videopac.

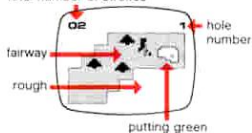
Remove existing Videopac by placing one hand next to it, and pulling handle upwards.

Replace Videopac in its box.

Refer now to Instructions for Use of the next Videopac.

- Or (c) Plug aerial back into TV, and unplug the Videopac Computer from the mains.

total number of strokes

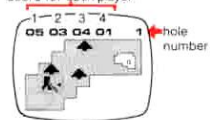


Depress button to start backswing (swing is always clockwise). The longer you depress the button, the further you hit the ball. If you bring backswing full circle, club is released automatically, and distance ball travels will be random. Release button to make the stroke.

Note: If you wish to change the swing once you have begun, press the joystick to any position, and release the action button. Then address the ball again.

Aim for putting green

score for each player



A **birdie** is a hole done in one under par

An **eagle** is a hole done in two under par

Thus, if you hole out on hole 8 in 5 shots, it is known as a par 5; if you hole out in 4 shots, it is a birdie 4; if you hole out in 3 shots, it is an eagle 3.

With two or more players, play the holes alternately

Hole	Par
1	4
2	4
3	3
4	4
5	5
6	3
7	4
8	5
9	4
Total	36

The par for each hole is as shown.

Check procedure

If you suspect a fault in the equipment follow this procedure (with a Videopac installed).

Press RESET (Δ). The TV will emit a short sound, and 'SELECT GAME' should appear on your TV screen. If not, ensure that the equipment is set up properly as detailed in the Instructions for Use (both of the

equipment, and of the Videopac used). If the fault remains, take both the equipment and Videopac to your dealer.

A copyright protection is claimed
on the program stored within the
cartridge.