

ARCHON II:

ADEPT

from Electronic Arts



COMMODORE 64

128 Compatible

An Incredible Blend
of Arcade and Strategy

ariolasoft



TO LOAD

Turn on your computer and insert cassette. Press SHIFT and RUN/STOP together.

TO SELECT NUMBER OF PLAYERS AND WHO MOVES FIRST

Use f5 and f3 to produce choices. Press f7 when you're ready to play. Or wait awhile and the computer will begin playing a game against itself. Note: Since the player who moves first has an advantage, the player who moves second receives additional magical energy to keep play evenly balanced.

TO CHOOSE LEVELS FOR EACH PLAYER

Before pressing Start to begin playing, press the RUN/STOP key to produce handicapping options, then use f3 to pick a level for Chaos and f5 to pick one for Order. Press Q to return to the menu of player/move choices.

Beginners start with more magical energy, Advanced players start with less. And the lower a player's rank compared to an opponent's, the slower the opponent's icons will move, the slower their missiles will travel and the longer it takes them to attack. For the widest handicapping spread in a game, choose Advanced for the most skillful player and Beginner for the least.

HOW TO MOVE ICONS ON THE STRATEGY BOARD

Use a joystick in part 1 to control the Chaos icons and one in part 2 to control the Order icons.

When it's your turn, the selection frame will appear on your side of the board. Use the joystick to place it over the icon you want to move and press the button. Next, use the stick to move the icon (or the frame again in the case of Adepts) to the desired location and press the button again.

If you change your mind, press the button again before you move the icon. For additional information about board's movement rules, see MOVEMENT section.

HOW TO MOVE AND FIGHT ON THE BATTLEGROUND

When you move into a space occupied by an opposing icon, you must fight for the disputed territory. Use your joystick to move your piece. To fire, move the stick in the direction you want to aim and press the button at the same time. See COMBAT TIPS for more information. (Note: When you play against the computer, your Wraiths will be visible. Since the computer knows where they are, it seems only fair that you know as well.)

HOW TO CAST SPELLS

Place the frame over an Adept and press the button, then press it again. Move the joystick forward and backward to scroll through the list of spells. Press the button when you see the spell you want.

If you change your mind, choose Cease Conjuring. If you change it in mid-spell, move the frame over your citadel and press the button.

Casting spells cost magic energy. Occupying power points increases your energy. The amount of energy you have is shown by the bar that appears next to the board when it's your turn to move. See MAGIC SPELLS, the SPELL LIST and the MAGICAL ENERGY CHART for more information about spells and energy. (Note: If you lose all your Adepts, the Apocalypse spell is automatically invoked.)

TO START OVER IN THE MIDDLE OF A GAME

Press Q to return to the player/move menu choices.

TO PAUSE A GAME IN PROGRESS

Press the RUN/STOP key. Press it again to resume playing.

Music (Theme from Adept) © 1984 by T.V. Dunbar.

THE TWO SCREENS

The game is played on two screens. On one – the main board – you and your opponent (human or computer) take turns maneuvering your pieces (called icons) into favourable positions.

When you move to a space already occupied by one of your opponent's icons, the game shifts to the second display, the battleground. There you must fight a fast-action battle to determine which icon will return to the board in possession of the disputed position.

THE MOVES

You begin the game with 4 Adepts on a side. On each turn you may use whatever magical energy you have left to: 1) move an Adept or 2) use an Adept to cast a spell (including Summon which lets you bring new icons into the game) or 3) move an icon conjured up (with a Summon spell) on a previous turn.

WINNING

You win if you occupy all six power points at once or if you triumph in the Apocalypse (evocable with a special spell). You also win if your opponent runs out of magical energy or icons.

THE BOARD

The main board is composed of four bands representing the classical elements of Earth, Water, Air and Fire. Additionally there are four squares which are not part of any band. Two are black, neutral squares representing the Void. The others are citadels, the home squares of Order and Chaos. While the Void squares can be occupied by icons just like any position in the four bands, the citadels remain empty throughout the game.

Move the joystick forward and backward to produce the different choices described in the Spell List. Press the button to select the one you want. If you change your mind and decide you would rather move the Adept (or another icon) instead, select "CANCEL SPELL". To cancel a spell after you've already selected it with a button push, move the frame over your citadel and press the button again.

Magic lies at the heart of the action – and so does the fact that it costs. The amount of magical energy you have (shown by a vertical bar next to the board when it's your turn) varies throughout the game. You gain energy from each power point you occupy and – for the first few turns only – from your home citadel.

Moving icons is mostly free, but it takes magical energy to maintain each Demon and Elemental on your side and substantial amounts to cast spells. The cost of different actions is shown by the mark which appears next to the energy bar as you explore your options. You will not be allowed to take actions you do not have enough energy for.

The effects of spells are limited to the element the conjuring Adept is on. Adepts cannot cast spells from a Void square and Adepts are immune to all spells except Héal.

THE SPELL LIST

SUMMON – This is far and away the spell you will use most often. When you select it you may choose among 4 Elementals and 4 Demons by moving the frame from monster to monster. The cost in energy goes up as you move up the column of choices.

Remember, Adept magic works only within the element of the conjuring Adept. An Adept in Fire cannot, for instance, summon an icon to the band of Earth.

You may summon an icon and directly attack an opposing icon, but it takes extra magical energy to do so. And Adepts are immune from such attacks. For them, you must use icons already on the board.

HEAL – This spell cures half of an icon's wounds and all paralysis.

WEAKEN – Use this to cut an enemy icon's current lifespan in half.

IMPRISON – Cast this spell and the imprisoned icon cannot be moved. The cost of maintaining imprisoned icons falls on the imprisoner and not the original conjurer.

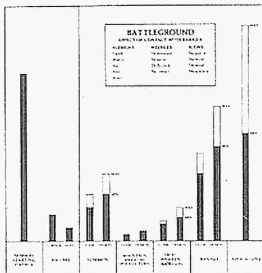
RELEASE – Use this when you can no longer afford to keep an icon imprisoned – or no longer need to.

BANISH – Very expensive to cast. On the other hand, an icon you can't defeat can be very expensive to try to live with. And occupied power points on elements without Adepts make very tempting targets.

APOCALYPSE – This spell begins a battle that ends the game. In that apocalyptic battle, your icon's lifespan, missile power,

and missile speed depend on your magical energy, icons remaining, and Adepts left, respectively. Use to put a hopelessly overwhelmed enemy out of his or her misery or as an act of suicidal desperation.

"ADEPT" MAGICAL ENERGY



ELEM = ELEMENTAL



Chaos

THE ADEPTS
The Cooperators. Conducts of energy
Guiders of missiles and magic.



Order

CHAOS

ELEMENTALS

ORDER



Barrenness - Material as mountains. Asks to be a practitioner. Ambivalent to itself.

Gift - Earthborn count of food and Golem. Works slowly and takes a long time.



Sea - In a deep and shallow. Singing strange. The voice that talks a thousand words.

Water - Giving slow part of the deep. So bright to see. Cause of life and death.



Hot - Dark spirit of storm and air. Scorch of lightning. Golem. Resists.

Thunderbolt - Scorch of fire. Symbol of Order. defender of life.



Arrest - Crafty child of air. CHAOS'S presence. Fire is not important to it.

Salamander - Little child made of fire. Golem for another finger of death.



DEMONS



Argemond

A smelly of matter. A smelly of matter. A smelly of matter. A smelly of matter.



Wain

Each of the the four. A smelly of matter. A smelly of matter. A smelly of matter.



Gargus

Triple paralysis of 10 and who had on. A smelly of matter. A smelly of matter. A smelly of matter.



Chorus

A three faced high. A three faced high. A three faced high. A three faced high.

COMBAT TIPS

ATTACK METHODS - On the battleground, icons hurl, hammer, flame, sing, fling, stare and otherwise harass the enemy in

whatever direction you move the joystick while simultaneously pressing the button. (See the hints under Attack Styles below for some exceptions and variations.) The lifelines at either end of the area indicate the current lifespan (health/strength) of the two battling icons. When an icon is wounded, its matching lifeline is reduced. When its lifeline is gone, the icon is dead, the battle over. **IMPORTANT:** Except for the Juggernaut and the Wraith, you cannot move icons while pressing the joystick button.

THE ATTACK INTERVAL – Combat is fast but you can't just fire away as rapidly as your finger twitches. It takes a moment after all to conjure a whirlwind or generate a tidal wave. At the

exact moment your joystick button can launch another attack, the computer

rings a bell – a high note for Order, a lower one for Chaos.

ATTACK STYLES – Each icon is most effective when it is used in friendly – or at least neutral – elements and when its special strengths and weaknesses are understood and exploited. You will mostly learn what you need to know painfully, on the battleground. The hints below are intended only to help you begin thinking about how to use the 6 icons which have the most unusual attack styles.

1 – Adept missiles can be steered as long as you hold the button down. Of course, Adepts cannot move as long as the button is down. Nothing comes free.

2 – The Gorgon does not wound; it paralyzes. After every hit from a Gorgon's eye beam, an icon moves more slowly. When it can no longer move, it dies.

3 – Wraiths are not nice. They are invisible except when they're trying to hurt you (and to "reload"). They can move even while they attack. Their circular attack aura steals the life force from all caught in it. Wraiths can leave battles stronger than they entered them.

They can be devastating in the hands of the skillful.

4 – When the Firebird explodes it cannot be hurt nor can it move. But unlike Archon's Phoenix, you can end the explosion early by releasing the button.

5 – Sirens don't have to aim. Press the button and they start singing and their opponents start dying. If you're attacked by one, don't waste time wondering what to do or the problem will be solved for you.


6 – Juggernauts are in effect their own missiles. In "missile" mode, they only travel in straight lines and they are invulnerable – except to the song of the Siren.



BATTLE OF THE MAGES




The Age of Archon is ending. Mighty wars of magic rage and monsters roam the elements hungry for power and prey. The doom of Apocalypse shadows all. Change is at hand and the battle would find an end. This is that battle. The ending is yours.



SPECIAL FEATURES

- Unique blend of Strategy and Arcade Action
- Different battlegrounds for Earth, Water, Air and Fire.
- 12 Different conjurable monsters
- 4 conjuring Adepts on each side
- Play the Computer (difficult!) or a friend.



Programmed by Free Fall Associates.

Screen shots taken from Atari version.

Commodore is a registered trade mark of Commodore Business Machines Limited.

Commodore

AS 12022



5 013538 120220

Joystick required

